

[54] **GOLF BALL MARKER**  
[75] **Inventor: Joseph B. Lapin, Warwick, R.I.**  
[73] **Assignee: Marquardt-Hudes Inc., Warwick, R.I.**  
[\*\*] **Term: 14 Years**  
[21] **Appl. No.: 35,908**  
[22] **Filed: Apr. 3, 1987**  
[52] **U.S. Cl. .... D19/41; D21/234**  
[58] **Field of Search ..... D21/234; D19/41, 66, D19/70; D28/7, 4, 85; 401/209, 175, 214, 212**


[56] **References Cited**  
**U.S. PATENT DOCUMENTS**  
1,870,941 8/1932 Barendse et al. .... 401/59  
2,815,122 12/1957 Lerner et al. .... 401/55

3,212,120 10/1965 Gentile ..... 401/214  
**FOREIGN PATENT DOCUMENTS**  
70939 1/1916 Fed. Rep. of Germany ..... 401/214

**OTHER PUBLICATIONS**  
Visual Systems, ©1985/p. 207 (Glue Stick).  
*Primary Examiner*—Bernard Ansher  
*Assistant Examiner*—David Jeo  
*Attorney, Agent, or Firm*—Salter & Michaelson

[57] **CLAIM**  
The ornamental design for a golf ball marker, as shown.

**DESCRIPTION**  
FIG. 1 is an elevational view of a golf ball marker showing my new design;  
FIG. 2 is a top plan view thereof; and  
FIG. 3 is a bottom plan view thereof.






FIG. 1

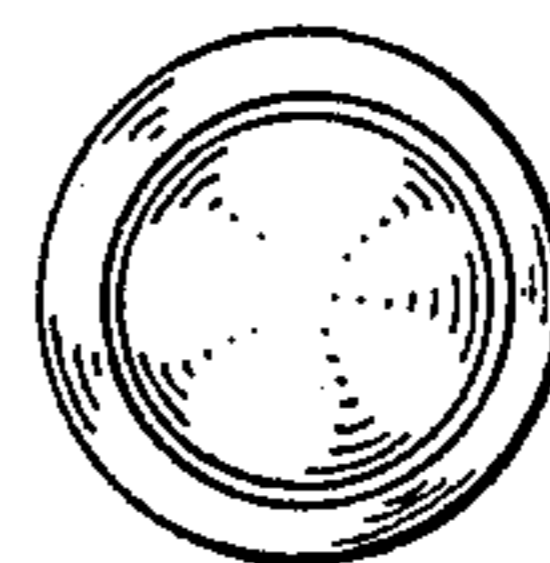


FIG. 2

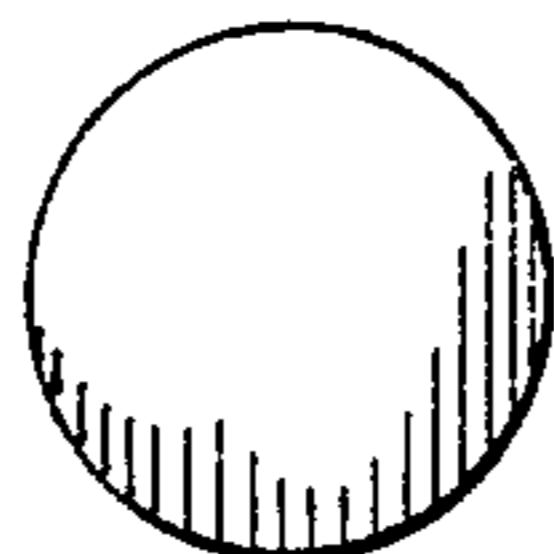


FIG. 3