

[54] TOY VEHICLE

[75] Inventors: Takehiko Takahashi; Yoshiyasu Ishii; Susumu Matsumoto, all of Tokyo, Japan

[73] Assignee: Combi Co., Ltd., Tokyo, Japan

[**] Term: 14 Years

[21] Appl. No.: 213,055

[22] Filed: Jun. 29, 1988

[30] Foreign Application Priority Data

Jan. 18, 1988 [JP] Japan 63-1277

[52] U.S. Cl. D21/74

[58] Field of Search D21/59, 71, 73, 74, D21/76, 77, 78, 79, 80, 124, 128, 132, 133, 134, 135, 136, 137, 140; 446/85, 88, 93, 94, 95, 432, 440, 450, 451, 465, 466, 468, 470, 487; 280/1.12, 1.13, 1.21, 1.22, 87.01, 87.05, 87.051, 87.021, 828, 1.5, 3, 4, 7.15, 845, 200, 655.1, 47.31

[56] References Cited

U.S. PATENT DOCUMENTS

D. 250,851 1/1979 Nakao et al. D21/74
D. 252,652 8/1979 Nakao et al. D21/74
4,741,544 5/1988 Kassai D21/74

FOREIGN PATENT DOCUMENTS

0234851 2/1987 European Pat. Off. 280/1.13

Primary Examiner—Charles A. Rademaker
Assistant Examiner—Alicia A. Farrell
Attorney, Agent, or Firm—Sughrue, Mion, Zinn, Macpeak & Seas

[57] CLAIM

The ornamental design for a toy vehicle, as shown.

DESCRIPTION

FIG. 1 is a perspective view of the front, top and one side of a toy vehicle showing our new design;
FIG. 2 is a front elevational view thereof;
FIG. 3 is a rear elevational view thereof;
FIG. 4 is a top plan view thereof;
FIG. 5 is a bottom plan view thereof;
FIG. 6 is a side elevational view of said one side; and
FIG. 7 is a side elevational view of the other side thereof.




Fig. 1




Fig. 2




Fig. 3

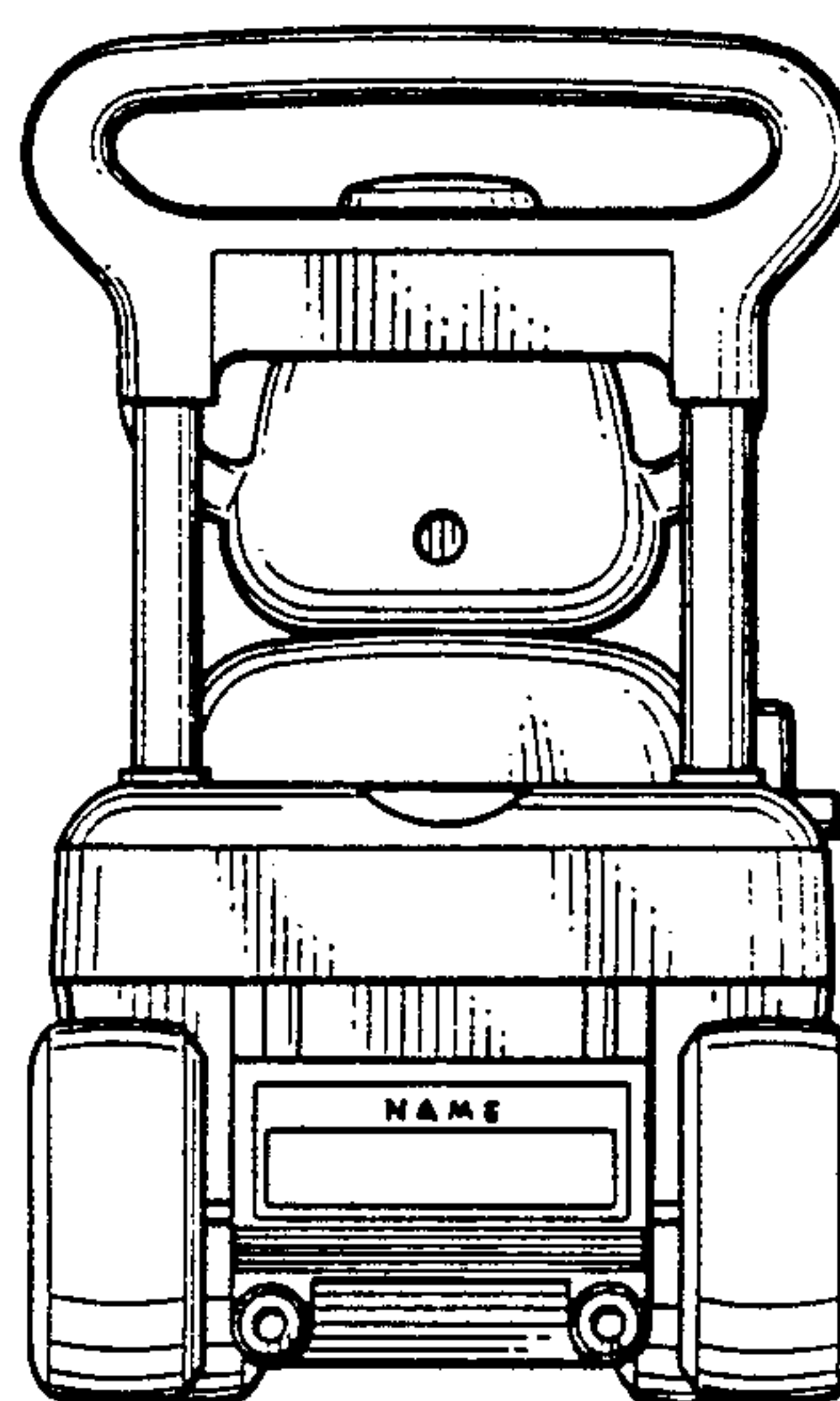


Fig. 4

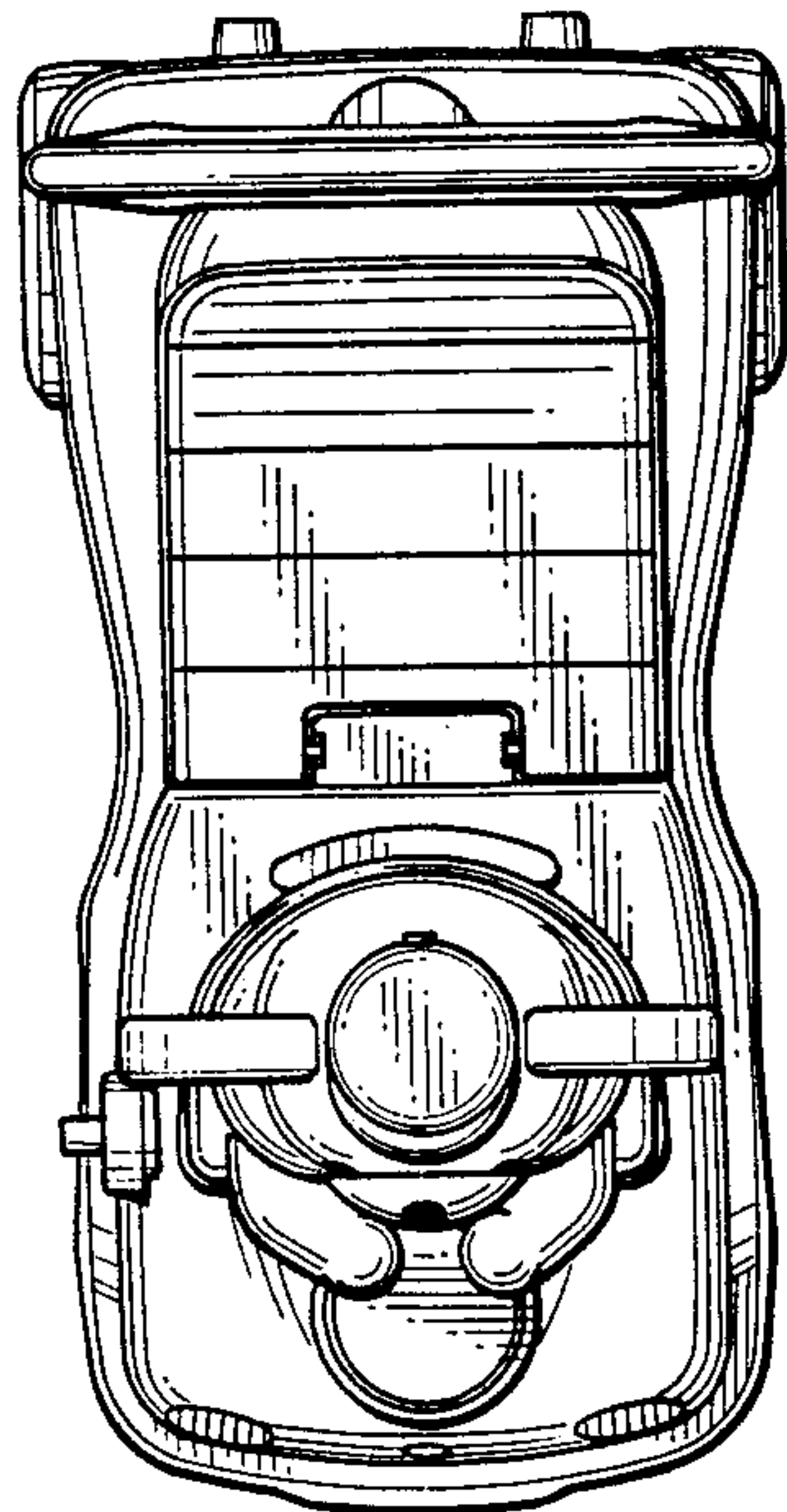


Fig. 5

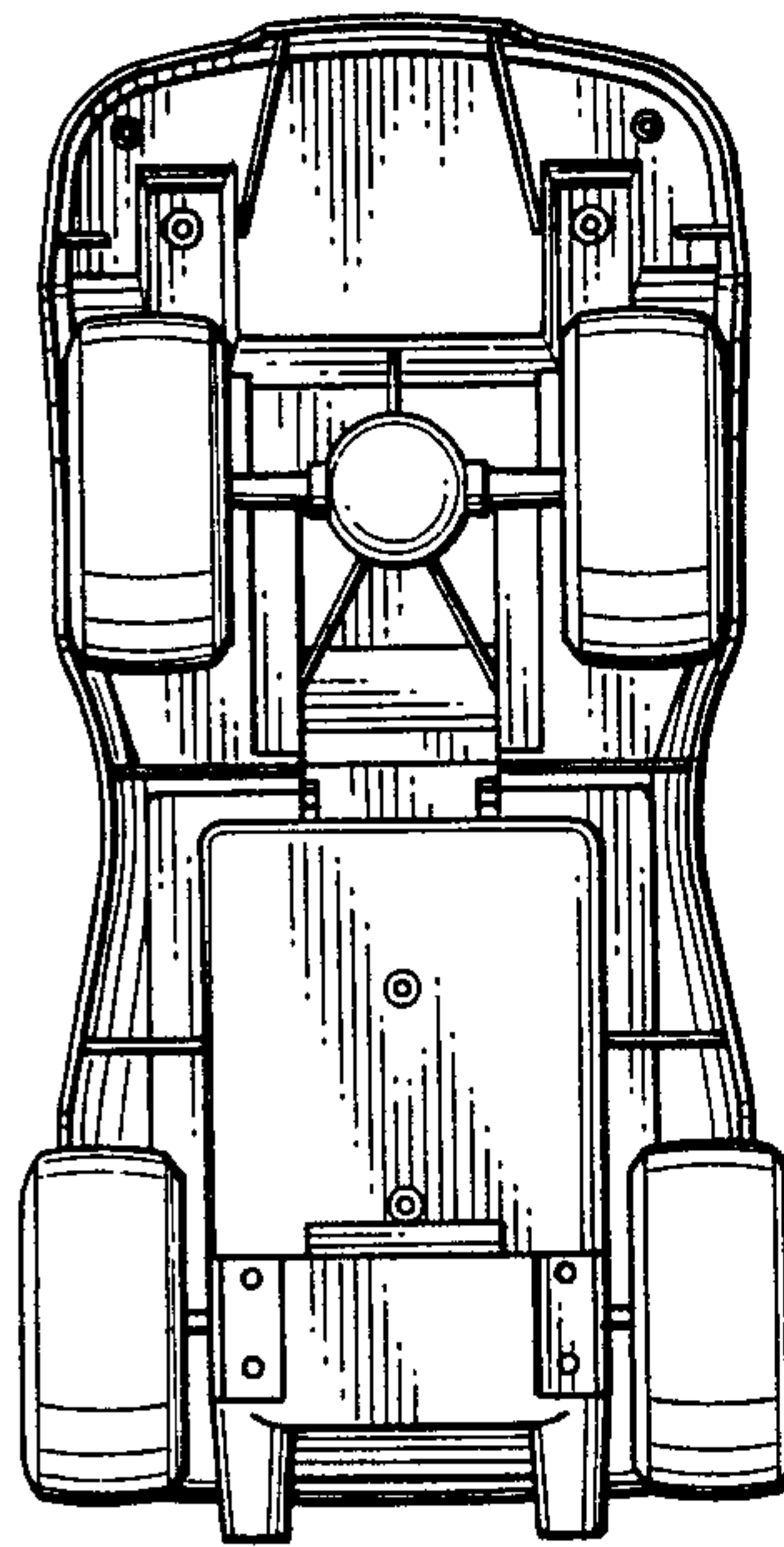


Fig. 6

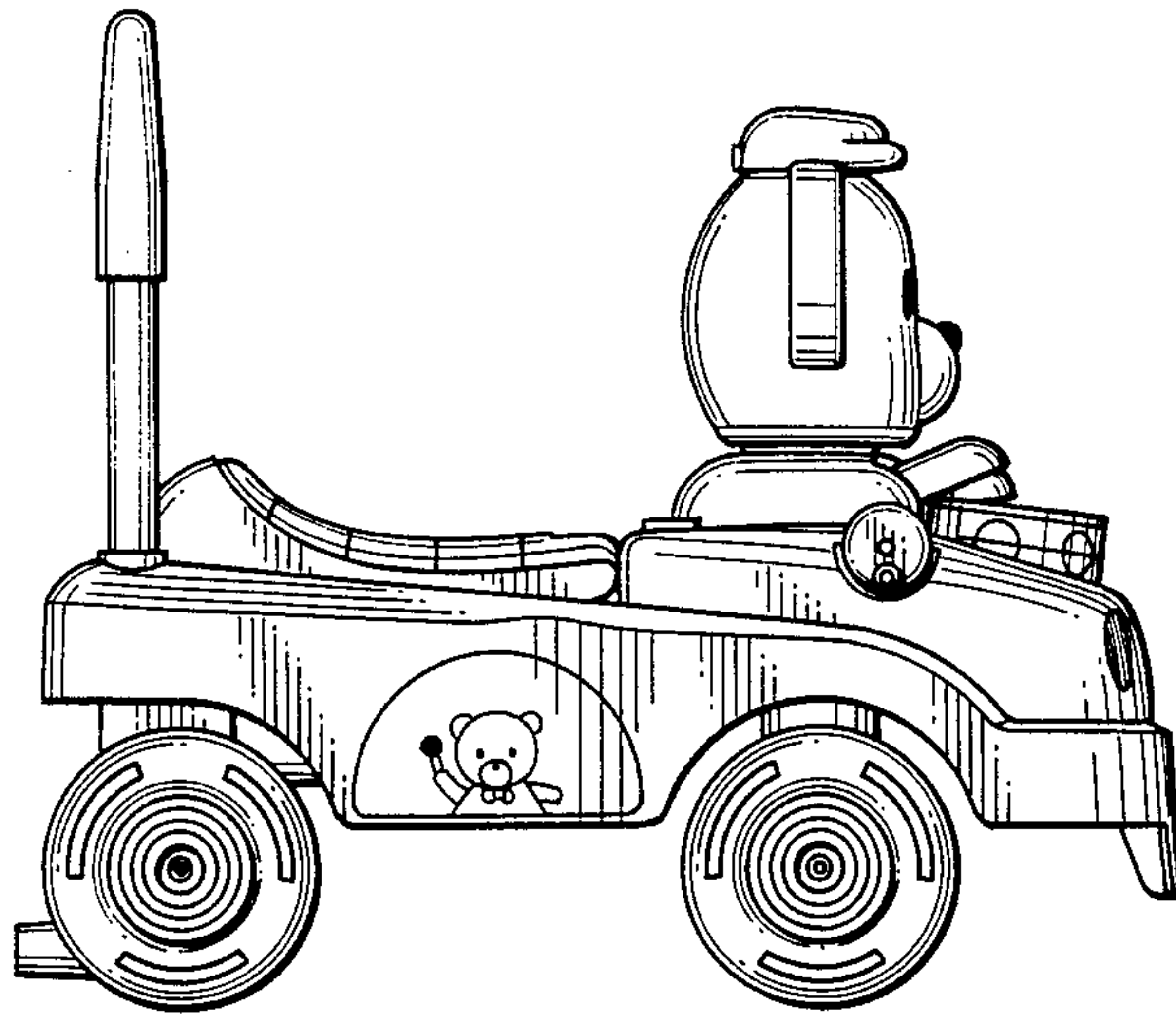


Fig. 7

