

# United States Patent [19]

Mackiewich

[11] Patent Number: **Des. 306,739**

[45] Date of Patent: **\*\* Mar. 20, 1990**

[54] **SPECTACLE HOLDER**

[76] Inventor: **David H. Mackiewich**, 501 Lake Hinsdale Dr., No. 307, Willowbrook, Ill. 60514

[\*\*] Term: **14 Years**

[21] Appl. No.: **41,749**

[22] Filed: **Apr. 23, 1987**

[52] U.S. Cl. .... **D16/129; D6/462**

[58] Field of Search ..... **D6/449, 462; 211/13; 248/302; D16/129; D3/100, 34**

[56] **References Cited**

### U.S. PATENT DOCUMENTS

D. 15,172 7/1884 Griswold ..... D16/129 X  
D. 25,603 6/1896 Clulee ..... D16/129

D. 205,261 7/1966 Boxer ..... D16/129  
D. 237,561 11/1975 Kesner ..... D3/100  
D. 266,932 11/1982 Liset ..... D16/129  
2,226,684 12/1940 Wortham ..... D16/129 X

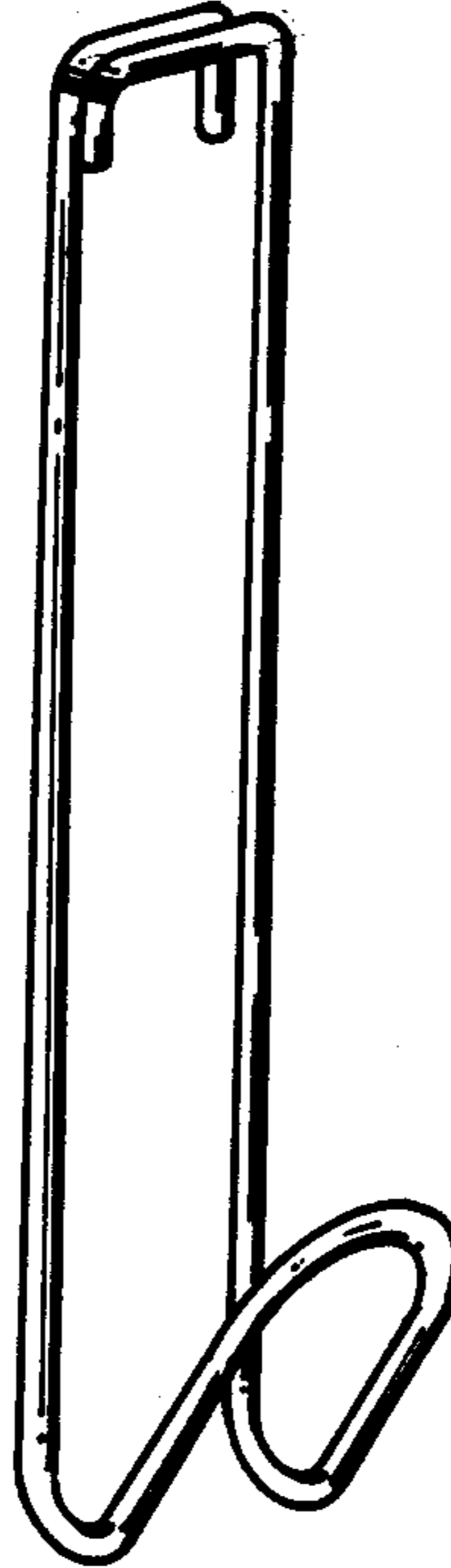
*Primary Examiner*—Carmen H. Vales-Lado  
*Attorney, Agent, or Firm*—Larry I. Golden

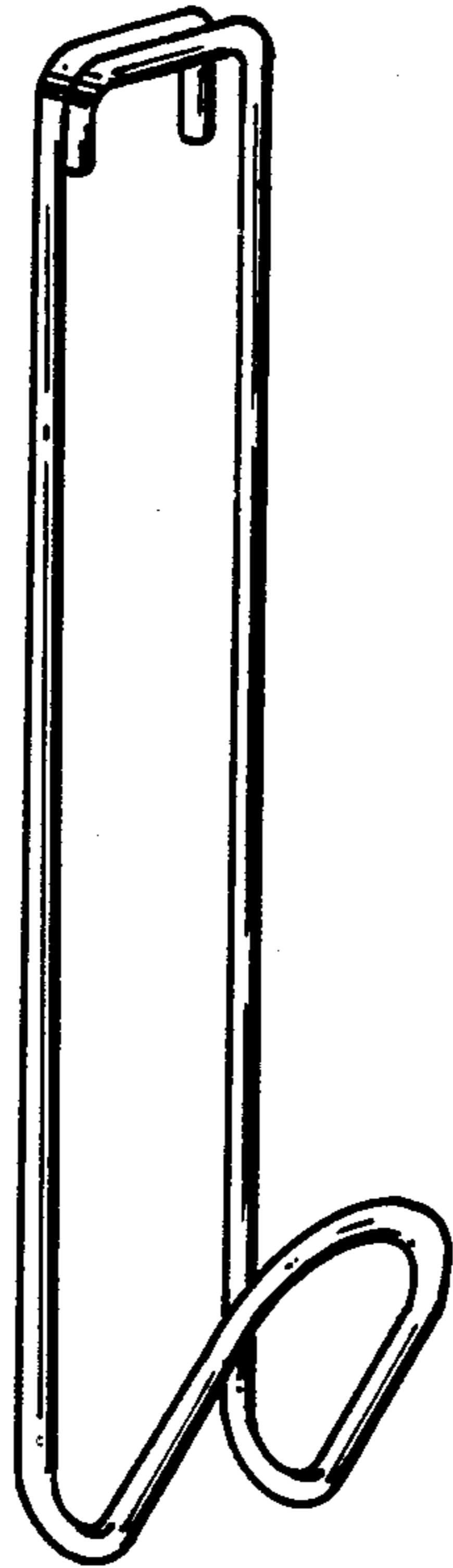
[57] **CLAIM**

The ornamental design for a spectacle holder, as shown and described.

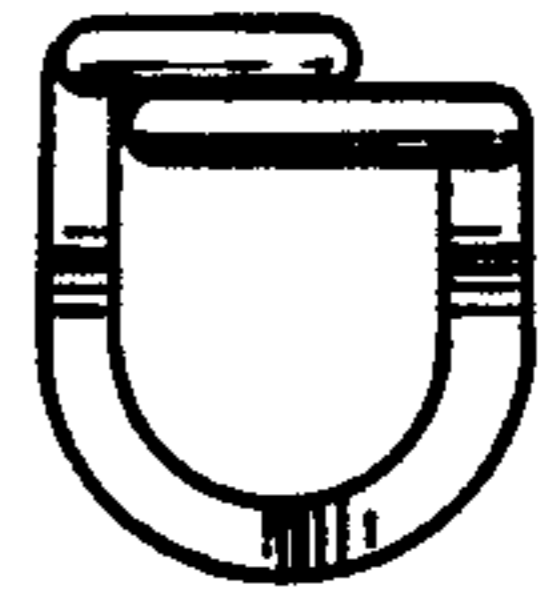
### DESCRIPTION

FIG. 1 is a perspective view of a spectacle holder showing my new design;  
FIG. 2 is a top plan view thereof;  
FIG. 3 is a bottom plan view thereof;  
FIG. 4 is a rear elevational view thereof;  
FIG. 5 is a front elevational view thereof; and  
FIG. 6 is a side elevational view thereof.

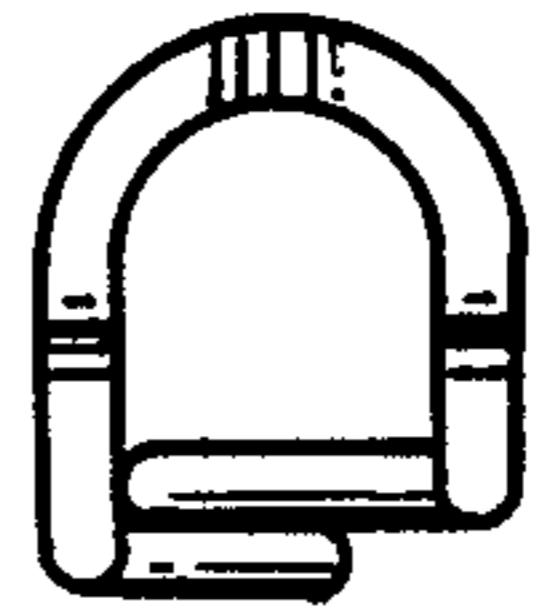





*Fig. 1*



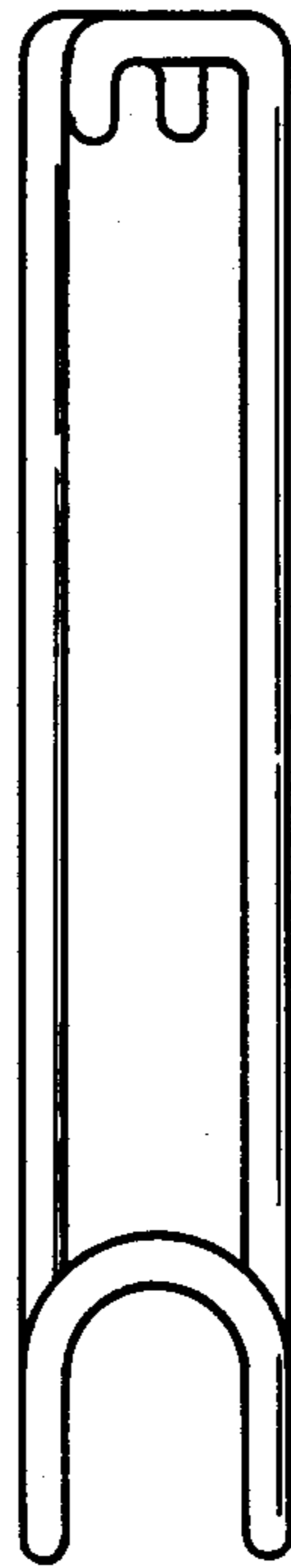
*Fig. 2*




*Fig. 3*



*Fig. 4*



*Fig. 5*



*Fig. 6*