

[54] CREDIT AND DEBIT AUTHORIZATION ISLAND CARD READER PANEL OR SIMILAR ARTICLE

D. 289,819 5/1987 Long D14/105 X
D. 298,626 11/1988 Stark et al. D14/105
D. 298,627 11/1988 Soza et al. D14/105
D. 298,944 12/1988 Stark et al. D14/105
3,761,682 9/1973 Barnes et al. 235/379 X
4,675,515 6/1987 Lucero 235/380 X

[75] Inventors: Donald P. Austin, Jamestown; Albert L. Lawrence, Thomasville; Arthur C. Prewitt, Julian, all of N.C.; James E. Sacherman, Palo Alto, Calif.

Primary Examiner—Susan J. Lucas
Assistant Examiner—Freda S. Nunn
Attorney, Agent, or Firm—Kenneth Watov

[73] Assignee: Gilbarco Inc., Greensboro, N.C.

[**] Term: 14 Years

[57] CLAIM

[21] Appl. No.: 245,059

The ornamental design for a credit and debit authorization island card reader panel or similar article, as shown and described.

[22] Filed: Sep. 15, 1988

[52] U.S. Cl. D14/105

[58] Field of Search D14/100, 105, 107, 114, D14/106; D18/14, 15; 235/379, 380, 381, 382, 454, 462, 470, 482; 101/252, 269

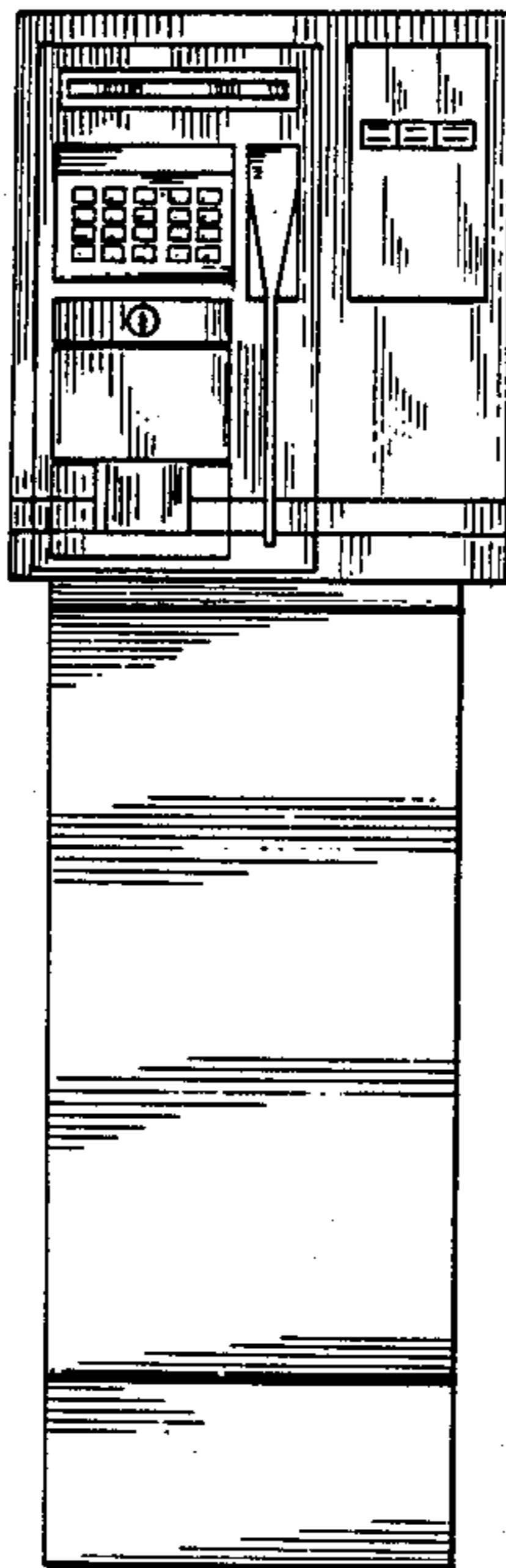
DESCRIPTION

[56] References Cited

U.S. PATENT DOCUMENTS

D. 287,594 1/1987 Perissinotto D14/105
D. 289,649 5/1987 Jablonski D14/106 X

FIG. 1 is a front elevational view for a credit and debit authorization island card reader panel or similar article showing our new design;
FIG. 2 is a right side elevational view thereof, the left side being a mirror image of the right side;
FIG. 3 is a back elevational view thereof;
FIG. 4 is a top plan view thereof;
FIG. 5 is a bottom plan view thereof.






FIG. 1

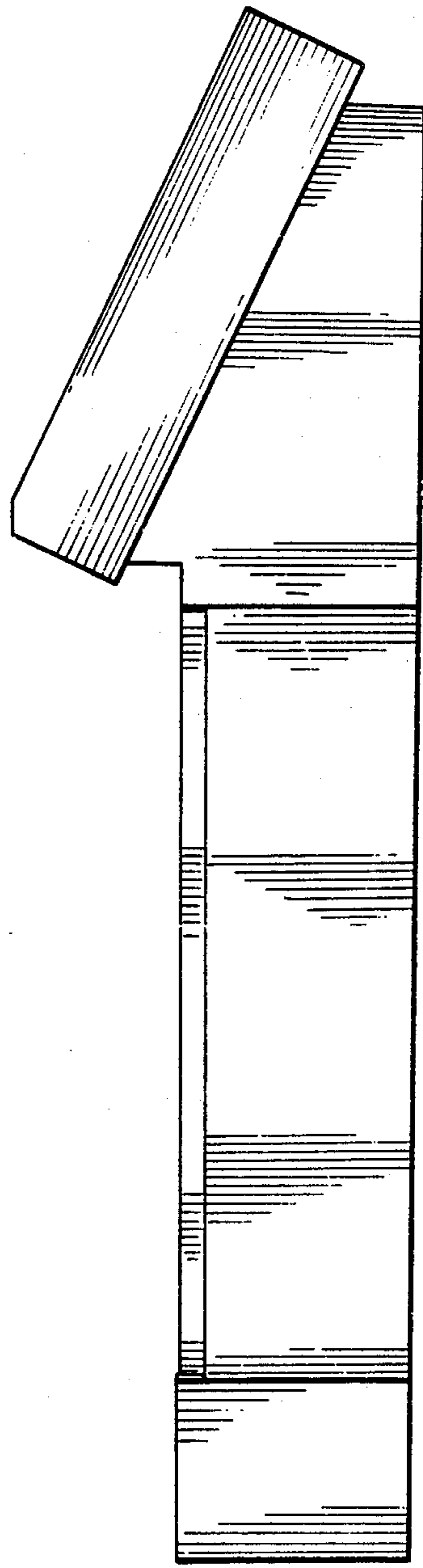


FIG. 2

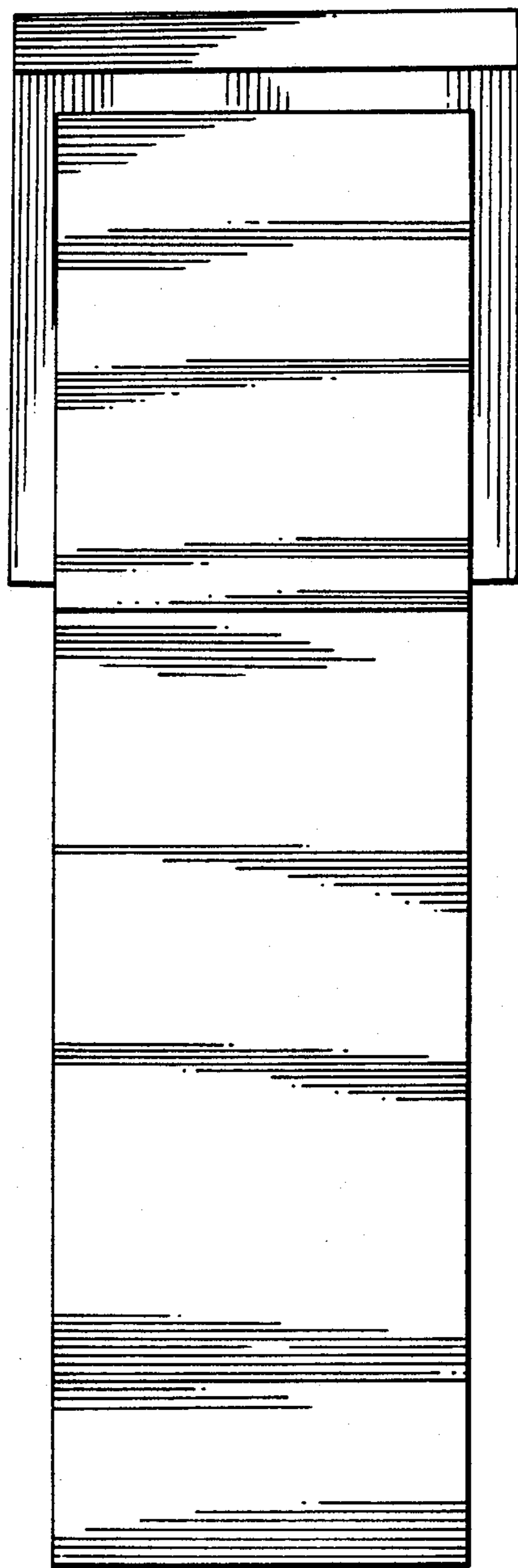


FIG. 3

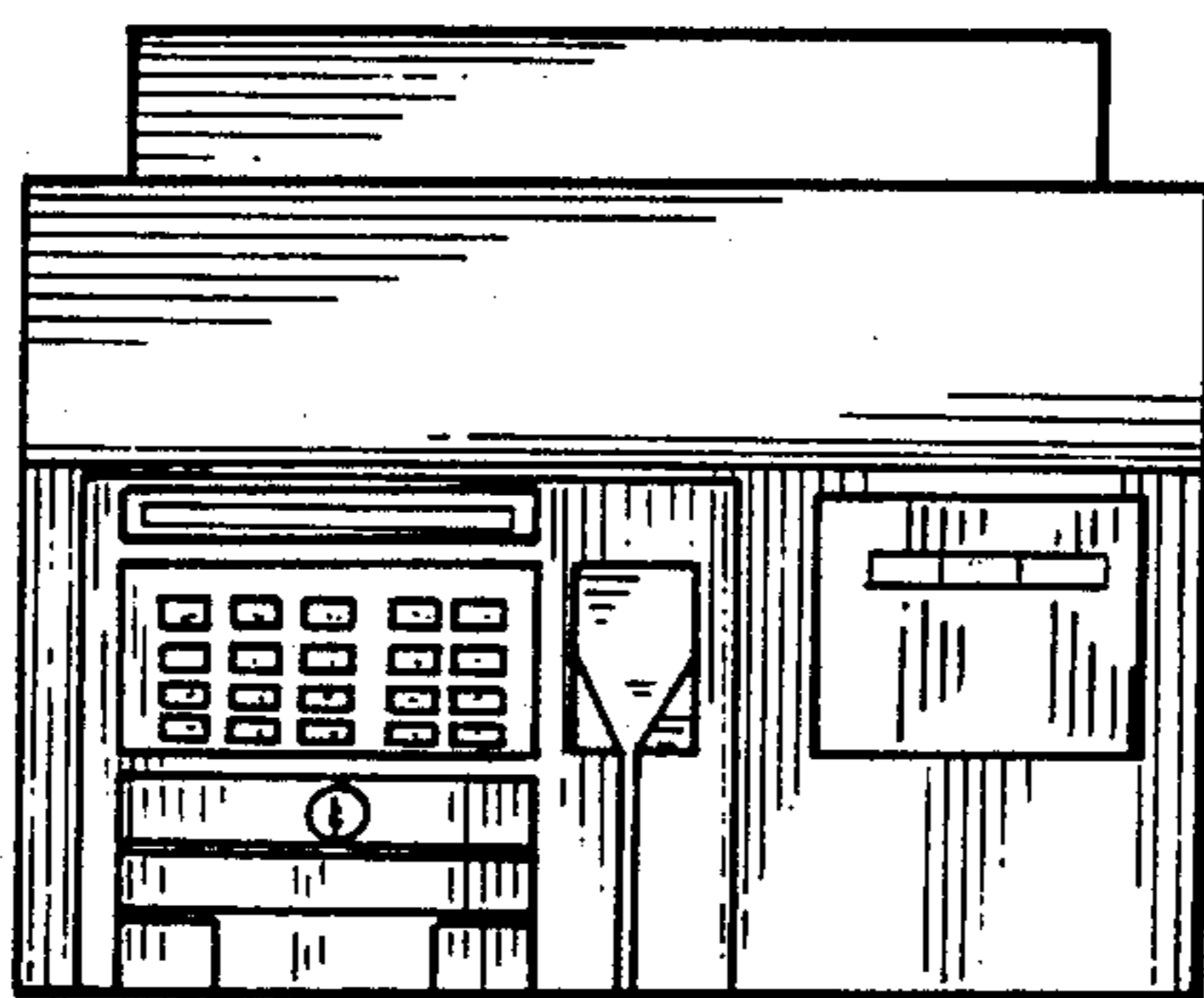


FIG. 4




FIG. 5