

[54] GIFT WRAP BOX

[76] Inventor: Kenneth Fonas, 814 Pittsburgh St., North Versailles, Pa. 15137

[**] Term: 14 Years

[21] Appl. No.: 836,054

[22] Filed: Mar. 4, 1986

[52] U.S. Cl. D9/432

[58] Field of Search D9/418, 337, 430, 432, D9/346, 423; 206/44 R, 563; 229/DIG. 2, 16 A, 16 R, 23 R, 40, 923, 100, 6 R, 41 B

[56] References Cited

U.S. PATENT DOCUMENTS

D. 284,450	7/1986	Suzuki et al.	D9/432
915,579	3/1909	Ferres	299/DIG. 2
1,747,601	2/1930	Reps et al.	229/40
1,872,966	8/1932	Kennedy	229/23 R
2,701,091	2/1955	Sullivan	229/23 R
3,194,477	7/1965	Blumberg	229/40
3,343,750	9/1967	Desmond et al.	229/923
3,348,666	10/1967	McCormick	206/44 R
3,581,975	6/1971	Riccio	229/40

OTHER PUBLICATIONS

Packaging Parade cat. Mar. 1958, p. 37, top right of the page (shown by arrow).

Modern Packaging Encyclopedia, Sep. 1967, p. 263, lower left of the page (shown by arrow).

Packaging catalog 1945, p. 152, Box No. 4 (shown by arrow).

Primary Examiner—Bernard Ansher

Assistant Examiner—Prabhakar Deshmukh

Attorney, Agent, or Firm—Webb, Burden, Ziesenheim & Webb

[57] CLAIM

The ornamental design for a gift wrap box, as shown and described.

DESCRIPTION

FIG. 1 is a side elevation view of a gift wrap box showing my new design, the opposite side of which is a mirror image thereof;

FIG. 2 is a front elevation view thereof;

FIG. 3 is a rear elevation view thereof;

FIG. 4 is a top plan view thereof;

FIG. 5 is a bottom plan view thereof; and

FIG. 6 is a perspective view thereof.

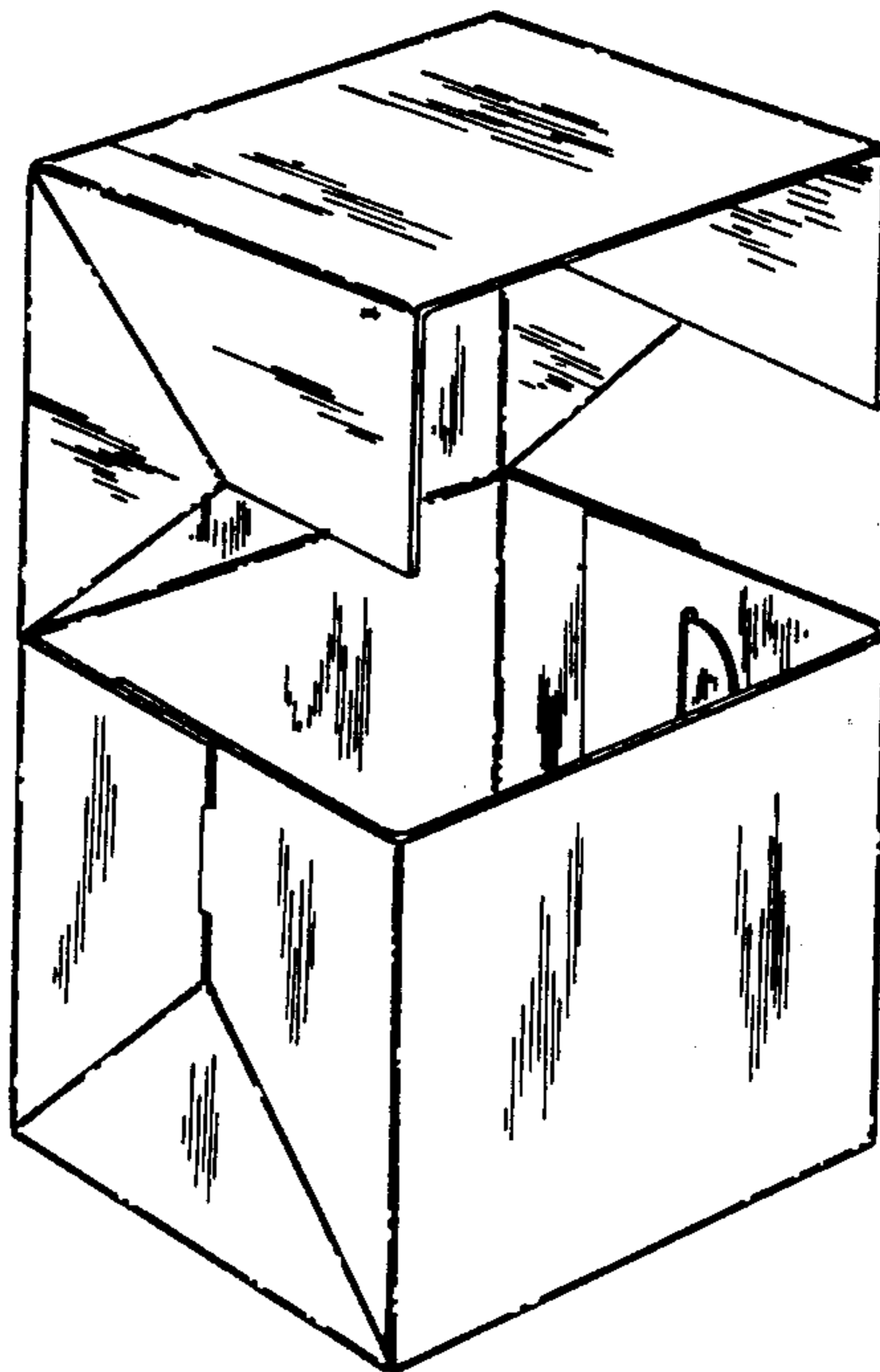


Fig. 1.

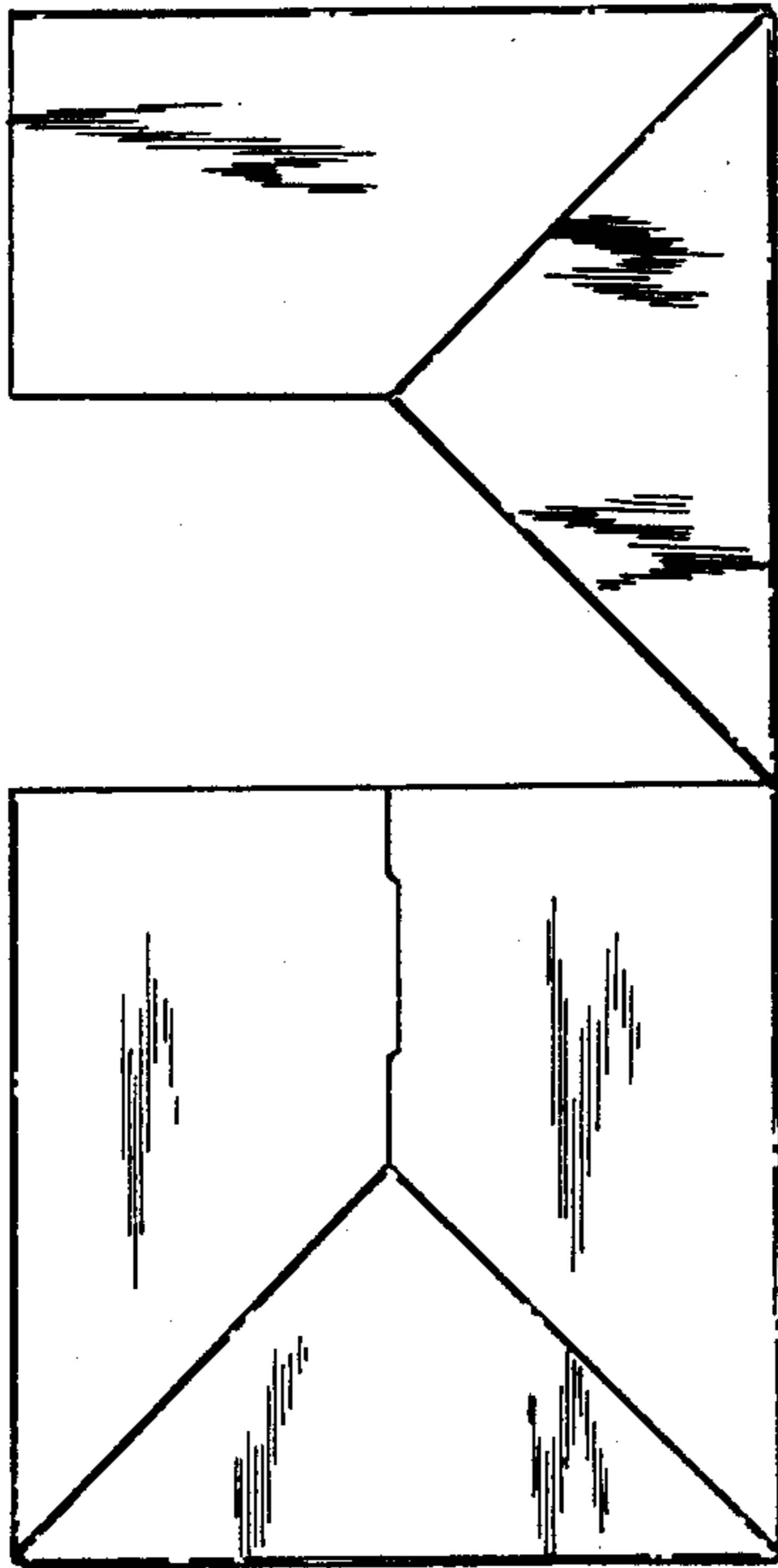


Fig. 2.

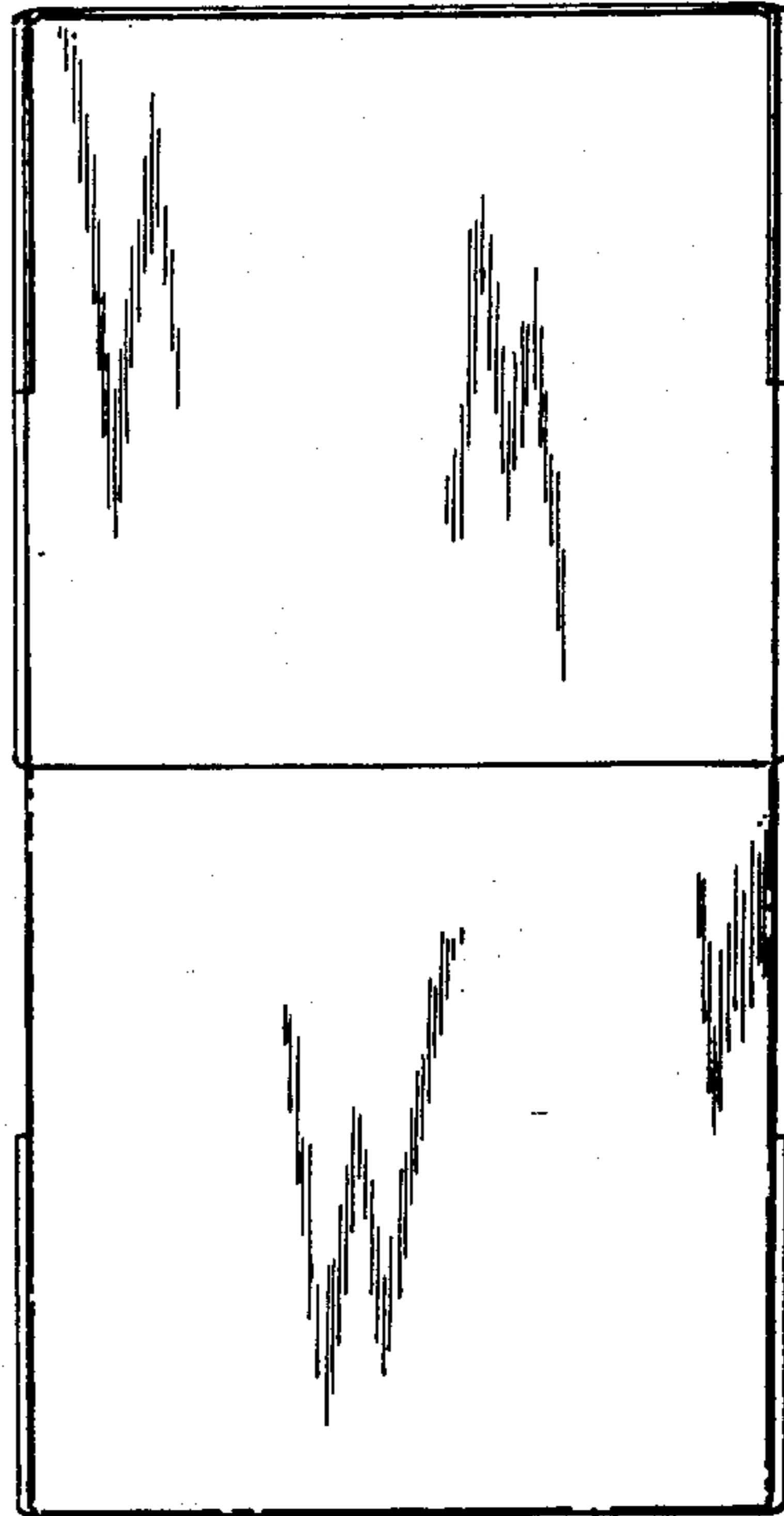


Fig. 4.




Fig. 3.

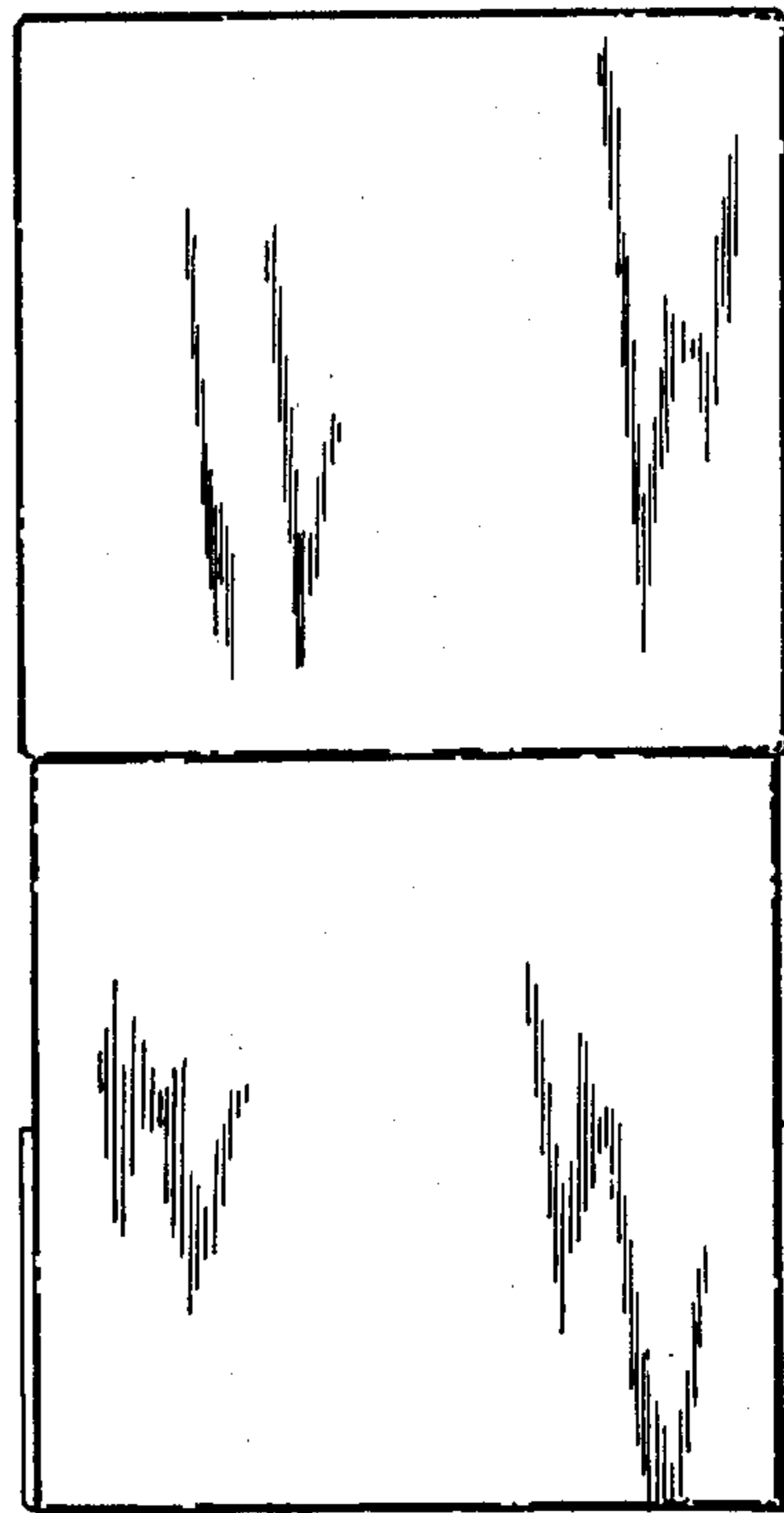


Fig. 5.




Fig. 6.

