

[54] CONNECTOR WITH PULL PIN

4,815,688 3/1989 Wood 248/283

[76] Inventor: Jerome W. Bison, 8098 San Fernando Rd., Sun Valley, Calif. 91352

[**] Term: 14 Years

[21] Appl. No.: 26,882

[22] Filed: Mar. 17, 1987

[52] U.S. Cl. D8/382; D8/373

[58] Field of Search D8/382, 373; D6/491; D21/108; 403/286, 300, 303, 314, 331, 388, 396, 405.1, 171; D25/119, 121, 122; 248/283

[56] References Cited

U.S. PATENT DOCUMENTS

D. 297,411	8/1988	Angel	D8/373
2,876,048	3/1959	McCormick	403/300
4,133,151	1/1979	Burrall	403/171
4,210,242	7/1980	Mullen	403/200

OTHER PUBLICATIONS

Daka-Ware Col. No. 9; p. 3; Knob 25-S. Modern Plastics Encyclopedia 1948; p. 1517; Tube 67.

Primary Examiner—B. J. Bullock
Attorney, Agent, or Firm—Roger A. Marrs

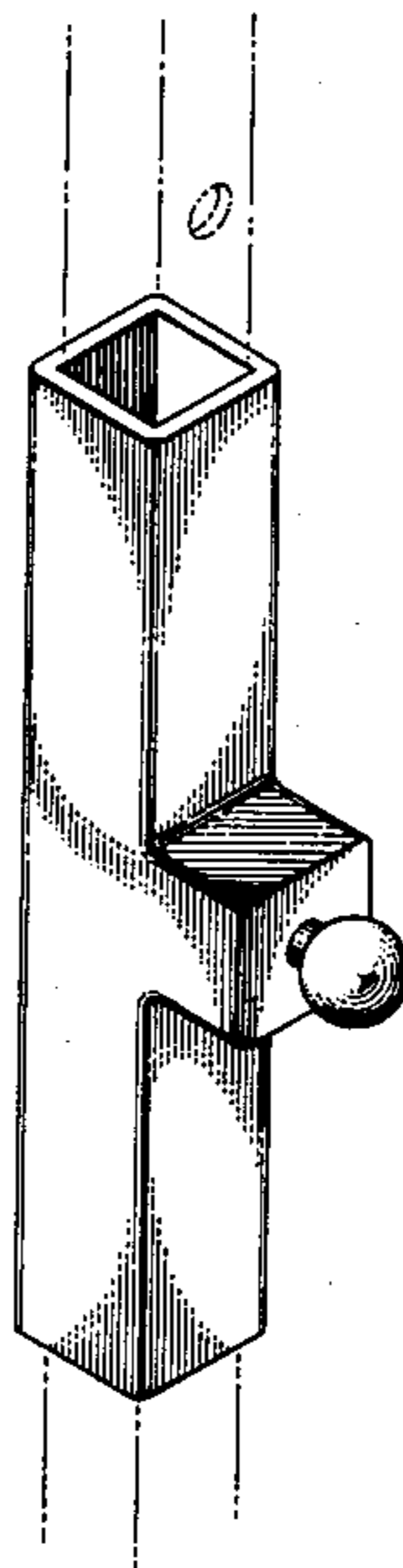
[57] CLAIM

The ornamental design for a connector with pull pin, as shown and described.

DESCRIPTION

FIG. 1 is a perspective view of a connector with pull pin showing my new design, the broken line showing of the vertical elements being for illustrative purposes only;

FIG. 2 is a rear perspective view thereof; and
FIG. 3 is a bottom plan view thereof.



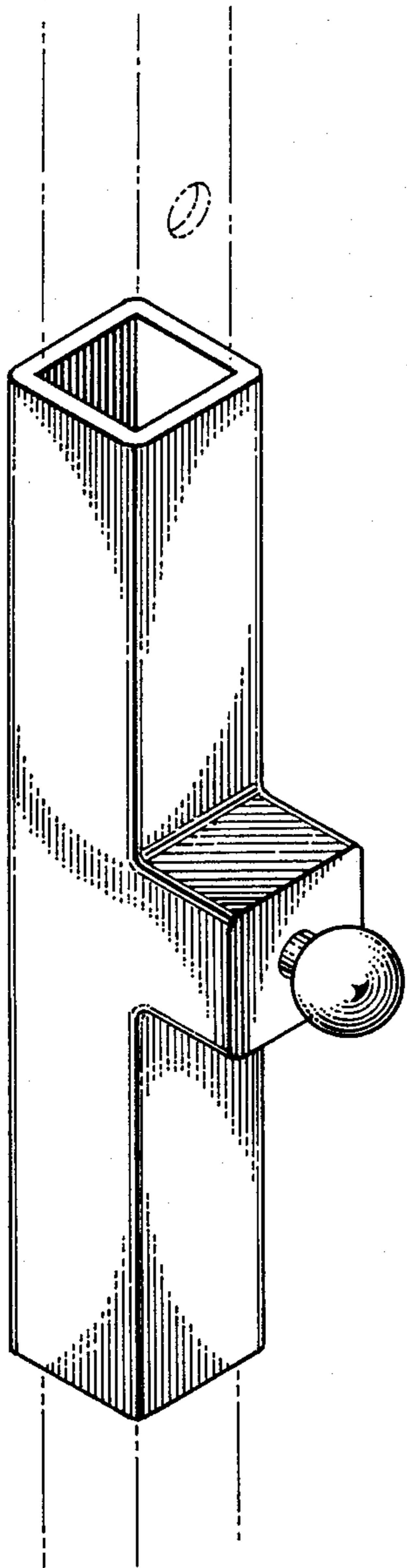


FIG. 1.

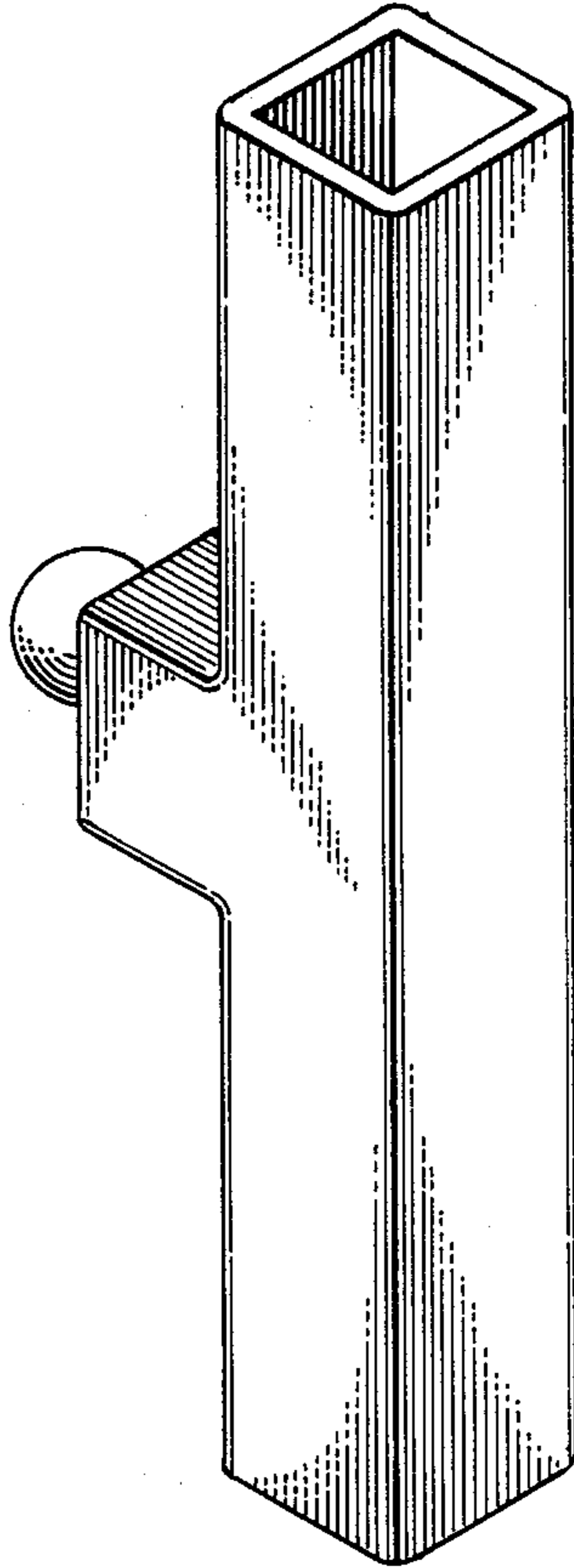


FIG. 2.




FIG. 3.