

# United States Patent [19]

Ebihara

[11] Patent Number: **Des. 306,683**

[45] Date of Patent: **\*\* Mar. 20, 1990**

[54] **STAPLER**

[75] Inventor: **Yoshiyuki Ebihara, Tokyo, Japan**

[73] Assignee: **Etona Company, Limited, Tokyo, Japan**

[\*] Notice: The portion of the term of this patent subsequent to Apr. 5, 2002 has been disclaimed.

[\*\*] Term: **14 Years**

[21] Appl. No.: **868,331**

[22] Filed: **May 29, 1986**

[30] **Foreign Application Priority Data**

Feb. 13, 1986 [JP] Japan ..... 61-4798  
[52] U.S. Cl. .... **D8/49**  
[58] Field of Search ..... **D8/49, 50;**  
**227/126-128, 132**

[56] **References Cited**

**U.S. PATENT DOCUMENTS**

D. 295,015 4/1988 Ebihara ..... D8/50

*Primary Examiner*—Bernard Ansher  
*Assistant Examiner*—Terry A. Pfeffer  
*Attorney, Agent, or Firm*—Abelman Frayne Rezac & Schwab

[57] **CLAIM**

The ornamental design for a stapler, as shown and described.

**DESCRIPTION**

FIG. 1 is a front, top, right side perspective view of a stapler showing my new design;  
FIG. 2 is a front elevation view thereof;  
FIG. 3 is a rear elevational view thereof;  
FIG. 4 is a top plan view thereof;  
FIG. 5 is a bottom plan view thereof;  
FIG. 6 is a side elevation view thereof; and  
FIG. 7 is a cross-sectional view taken along the line 7—7 of FIG. 2.

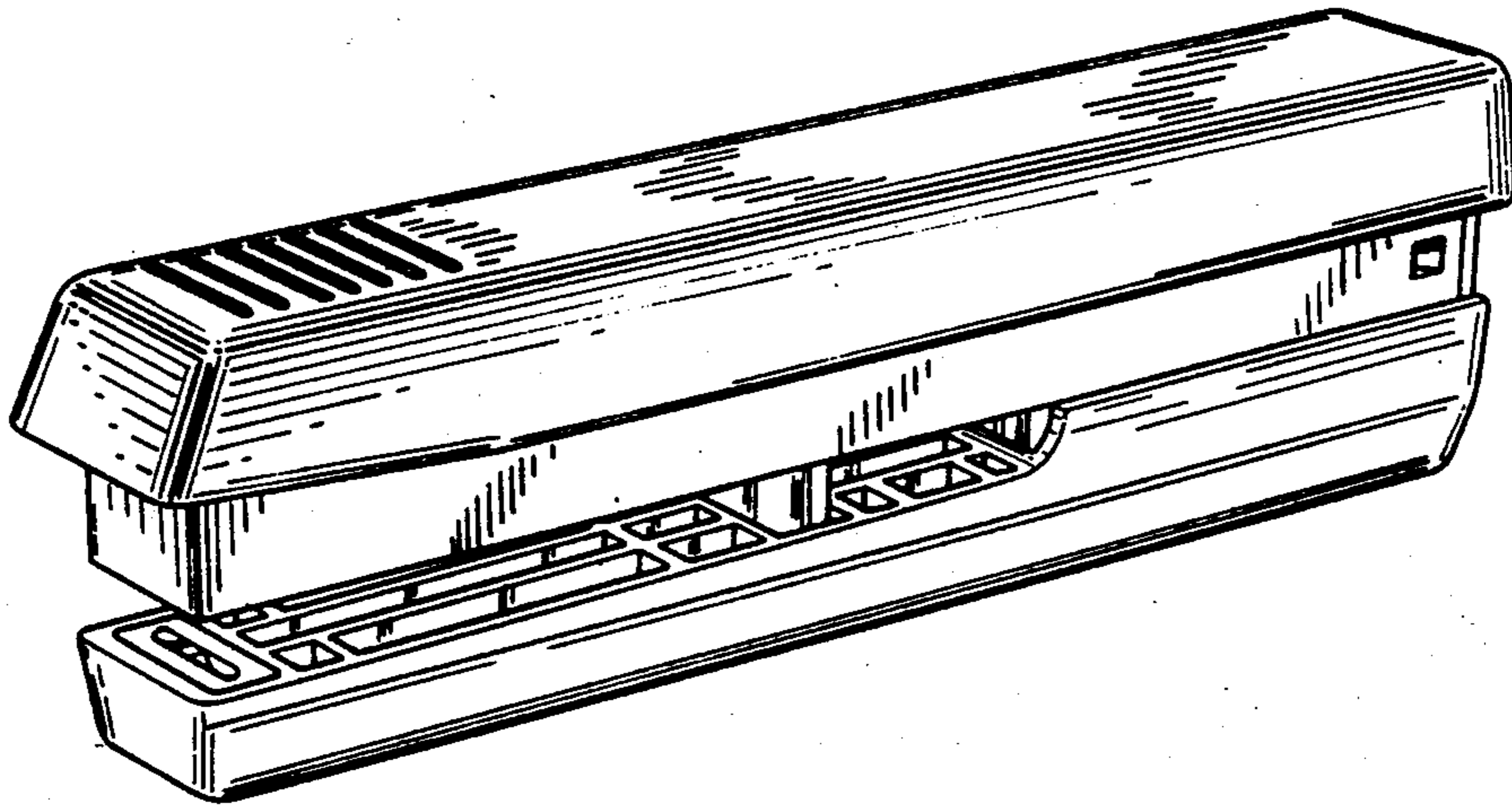
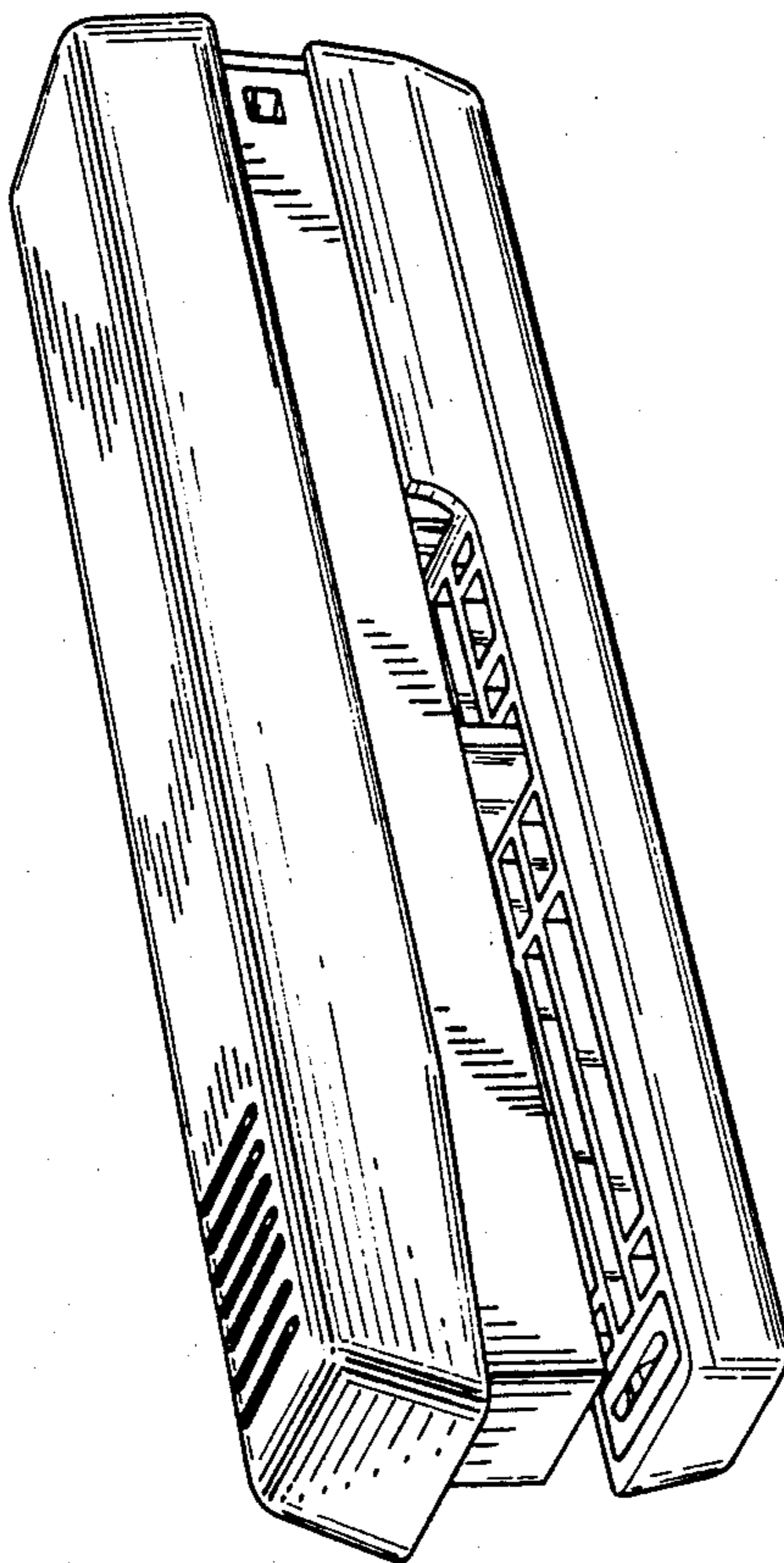


FIG. 1






FIG. 4

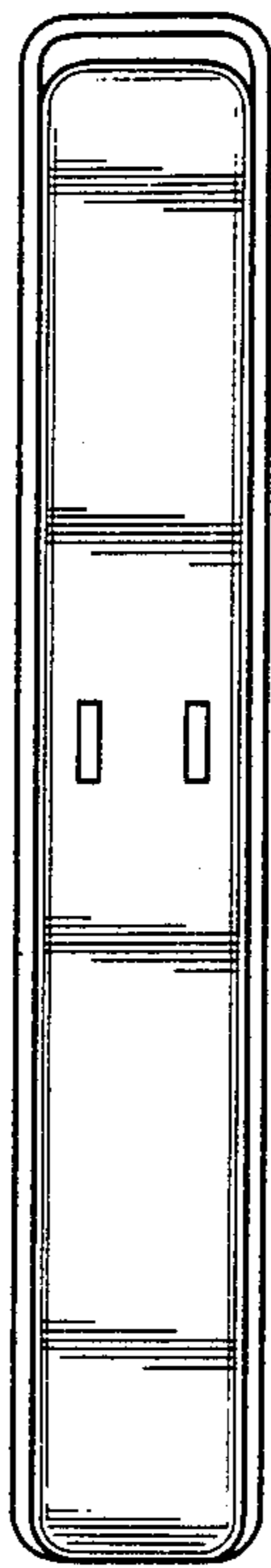


FIG. 5

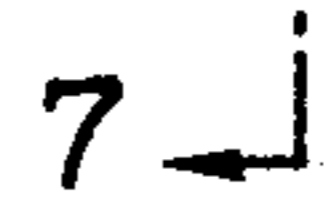



FIG. 2

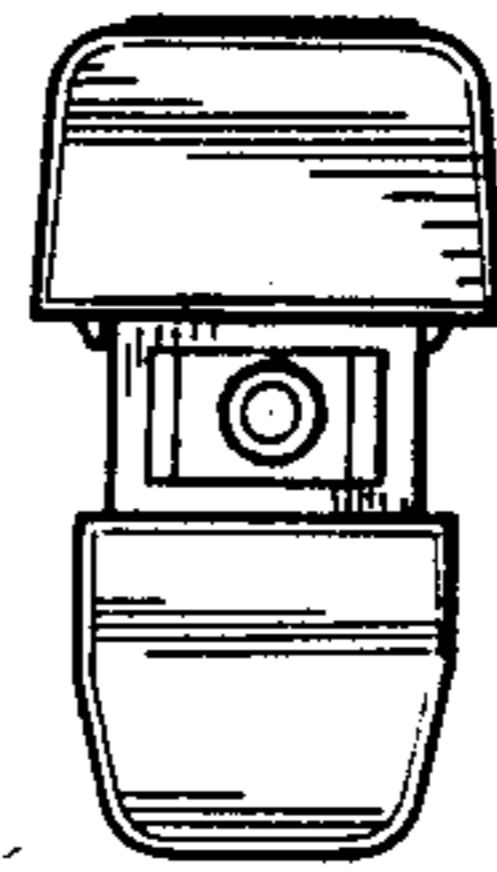


FIG. 3

FIG. 6

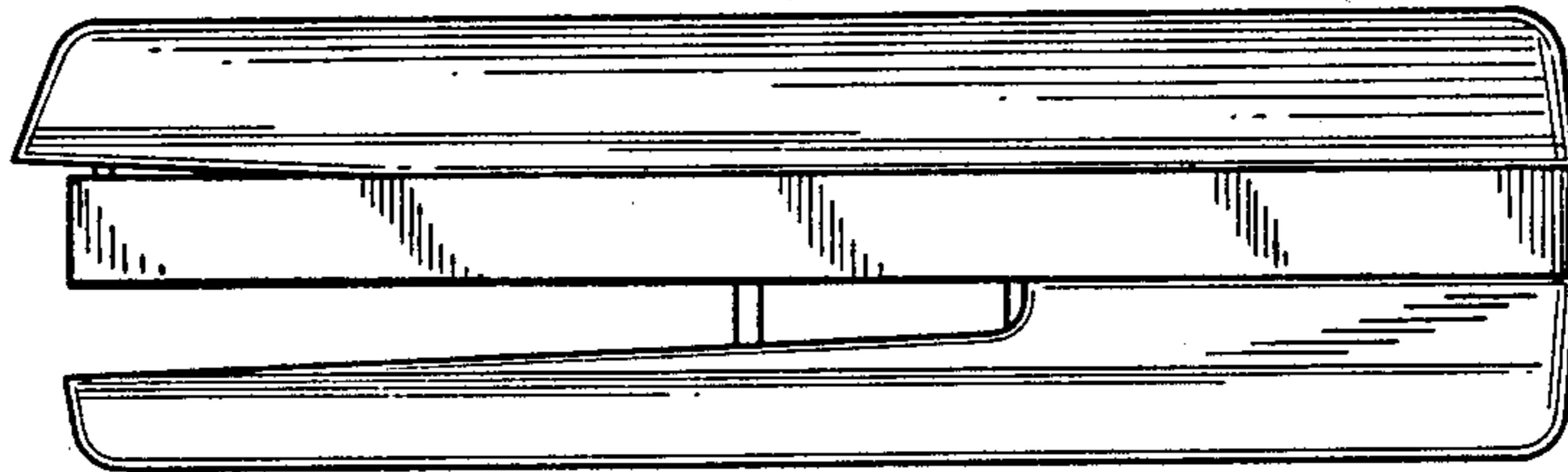


FIG. 7

