

[54] LIQUID FILTER CARTRIDGE FOR SWIMMING POOLS OR THE LIKE

[75] Inventor: Aaron D. Kott, Massapequa, N.Y.

[73] Assignee: Pleatco Electronic & Filter Corp., West Babylon, N.Y.

[**] Term: 14 Years

[21] Appl. No.: 118,336

[22] Filed: Nov. 6, 1987

[52] U.S. Cl. D23/209

[58] Field of Search D23/200, 207, 209; 210/282, 483, 493.2; D7/79, 317, 391, 17, 360, 361; D8/352; D9/436, 435, 378, 381, 382, 399

[56] References Cited

U.S. PATENT DOCUMENTS

D. 140,393	2/1945	Lindblad	D7/17
586,709	7/1897	Funzel, Jr.	D23/209
874,138	12/1907	Trett	D7/391
2,371,895	3/1945	Kingman	210/457
2,641,365	6/1953	Lundeen	210/153
3,647,083	3/1972	Niccum et al.	210/236
3,867,294	2/1975	Pall et al.	210/493.2
3,988,244	10/1976	Brooks	210/317
4,138,337	2/1979	Smith	210/282
4,512,892	4/1985	Ganzi et al.	210/493.2
4,560,477	12/1985	Moldow	210/483
4,663,041	5/1987	Miyagi et al.	210/493.2
4,769,096	9/1988	Vander Giessen et al.	210/493.2

FOREIGN PATENT DOCUMENTS

957620	11/1974	Canada	.
117381	9/1984	European Pat. Off.	.
1282685	12/1961	France	.
27019	2/1987	Japan 210/493.2
622	3/1918	United Kingdom	.

OTHER PUBLICATIONS

Mirro Aluminum Goods Manufacturing Co., 1941 Catalogue; No. 118, p. 24, Oval Roaster, bottom left side of page.

Primary Examiner—Wallace R. Burke
Assistant Examiner—Lisa Lichtenstein
Attorney, Agent, or Firm—Ostrolenk, Faber, Gerb & Soffen

[57] CLAIM

The ornamental design for a liquid filter cartridge for swimming pools or the like, as shown and described.

DESCRIPTION

FIG. 1 is a perspective view of a filter cartridge for swimming pools or the like showing my new design, it being understood that the opposite side is a mirror image of the side shown;
FIG. 2 is a top plan view thereof;
FIG. 3 is a side elevation view of the top cover plate thereof, shown separately for convenience of illustration;
FIG. 4 is a bottom plan view thereof;
FIG. 5 is a cross-sectional view of the top cover plate thereof, taken through line 5—5 in FIG. 2, and
FIG. 6 is a cross-sectional view of the bottom cover plate thereof, taken through line 6—6 in FIG. 4.




FIG. 1.




FIG. 2.

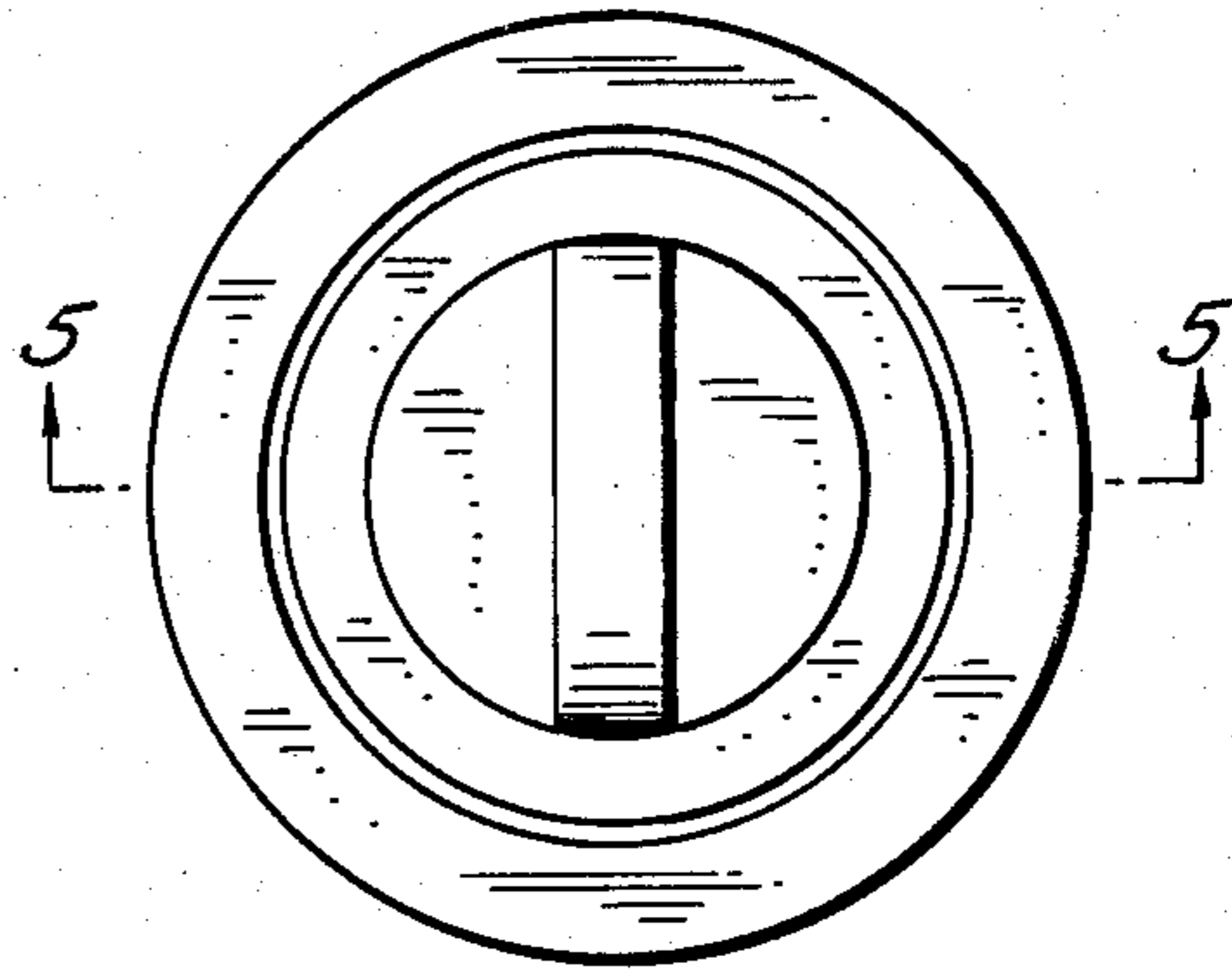


FIG. 3.




FIG. 4.

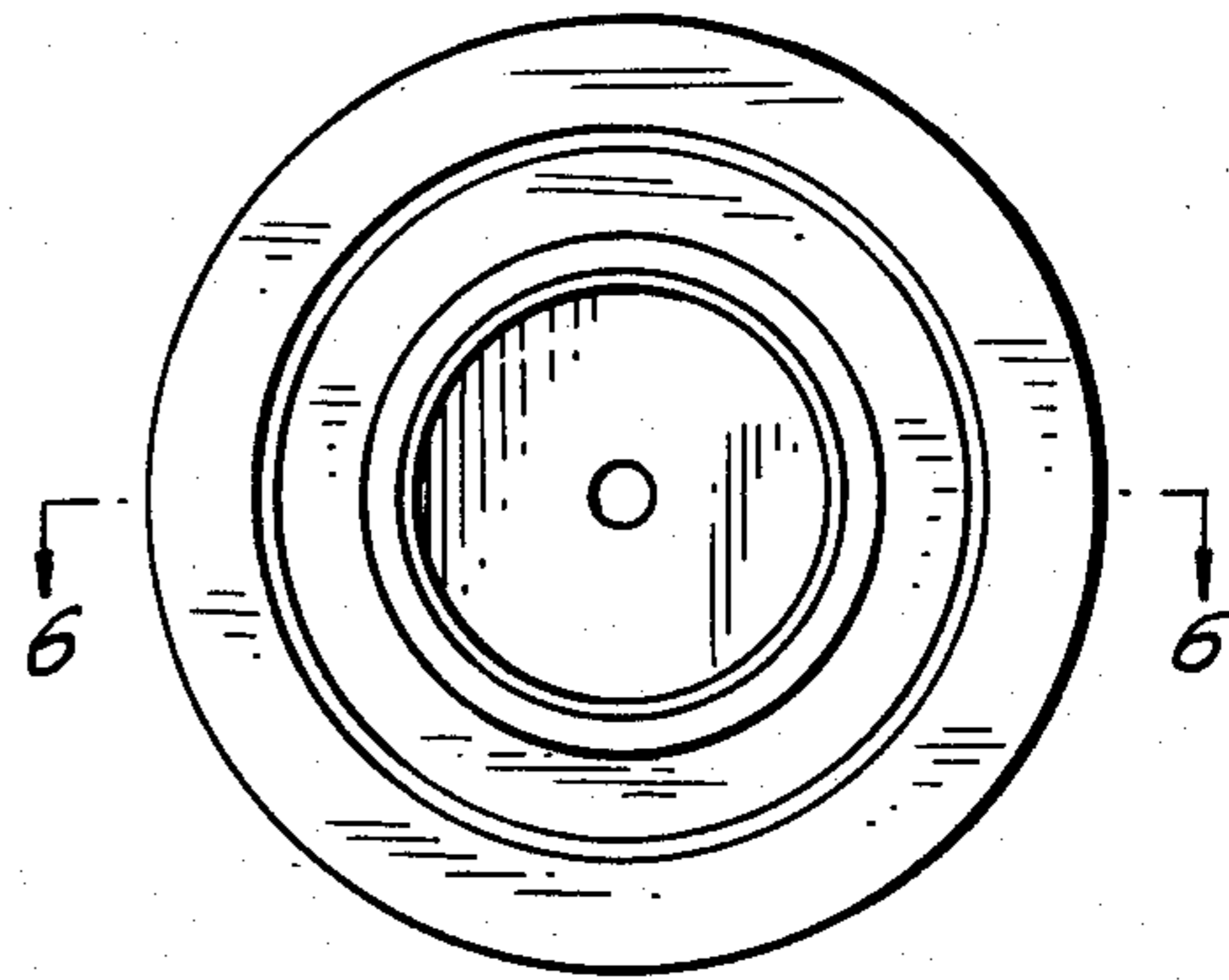


FIG. 5.

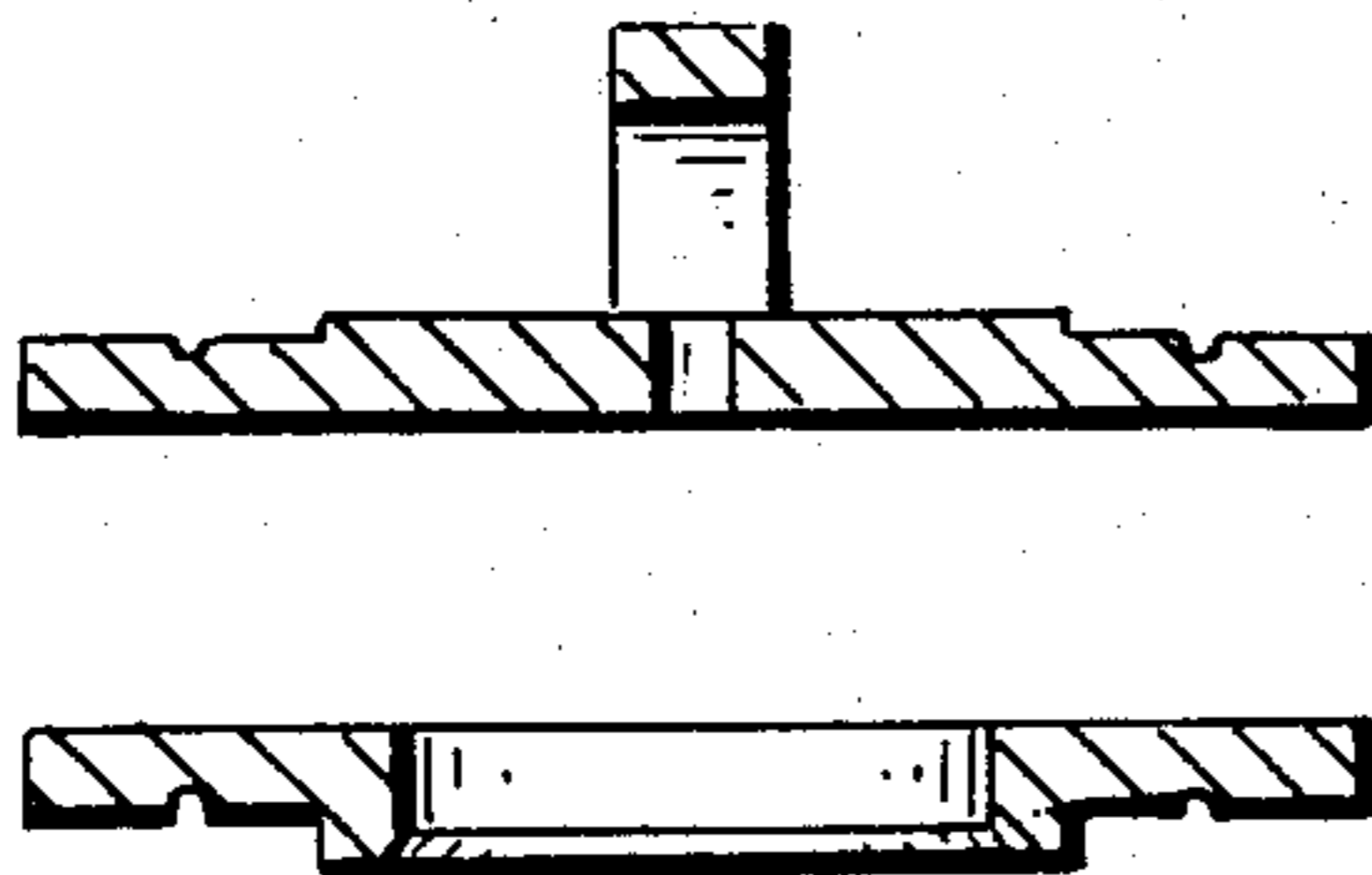


FIG. 6.