

[54] TELEPHONE HANDSET HANG-UP
HOLDER OR SIMILAR ARTICLE

[75] Inventor: Terrance N. Taylor, Cary, Ill.

[73] Assignee: Motorola, Inc., Schaumburg, Ill.

[**] Term: 14 Years

[21] Appl. No.: 287,415

[22] Filed: Dec. 20, 1988

[52] U.S. Cl. D14/253; D14/138;
D14/251; D14/142; 379/455

[58] Field of Search D14/142, 138, 251, 253;
379/435, 436, 440, 428, 58, 59

[56] References Cited

U.S. PATENT DOCUMENTS

D. 133,117	7/1942	Mathieson	D14/253
D. 216,641	2/1970	Phillips	D14/253
D. 238,374	1/1976	Davis et al.	D14/142
D. 253,703	12/1979	Hillmer et al.	D14/251
D. 259,420	6/1981	Genare et al.	D14/142
D. 261,509	10/1981	Cobb	D14/253
D. 271,490	11/1983	Fukushima et al.	D14/148 X
D. 276,809	12/1984	Taylor	D14/60
D. 278,708	5/1985	Taylor et al.	D14/60

D. 282,169	1/1986	Larson	D14/138
D. 284,764	7/1986	Felix et al.	D14/60
D. 285,070	8/1986	Beaumont	D14/61
D. 285,789	9/1986	Karlin	D14/53
D. 289,156	4/1987	Pulio	D14/60
D. 291,564	8/1987	Kajita	D14/53
D. 294,827	3/1988	Woodfork	D14/138 X
D. 301,474	6/1989	Hotsumi et al.	D14/142
4,472,606	9/1984	Krolopp	D14/253

Primary Examiner—Horace B. Fay, Jr.

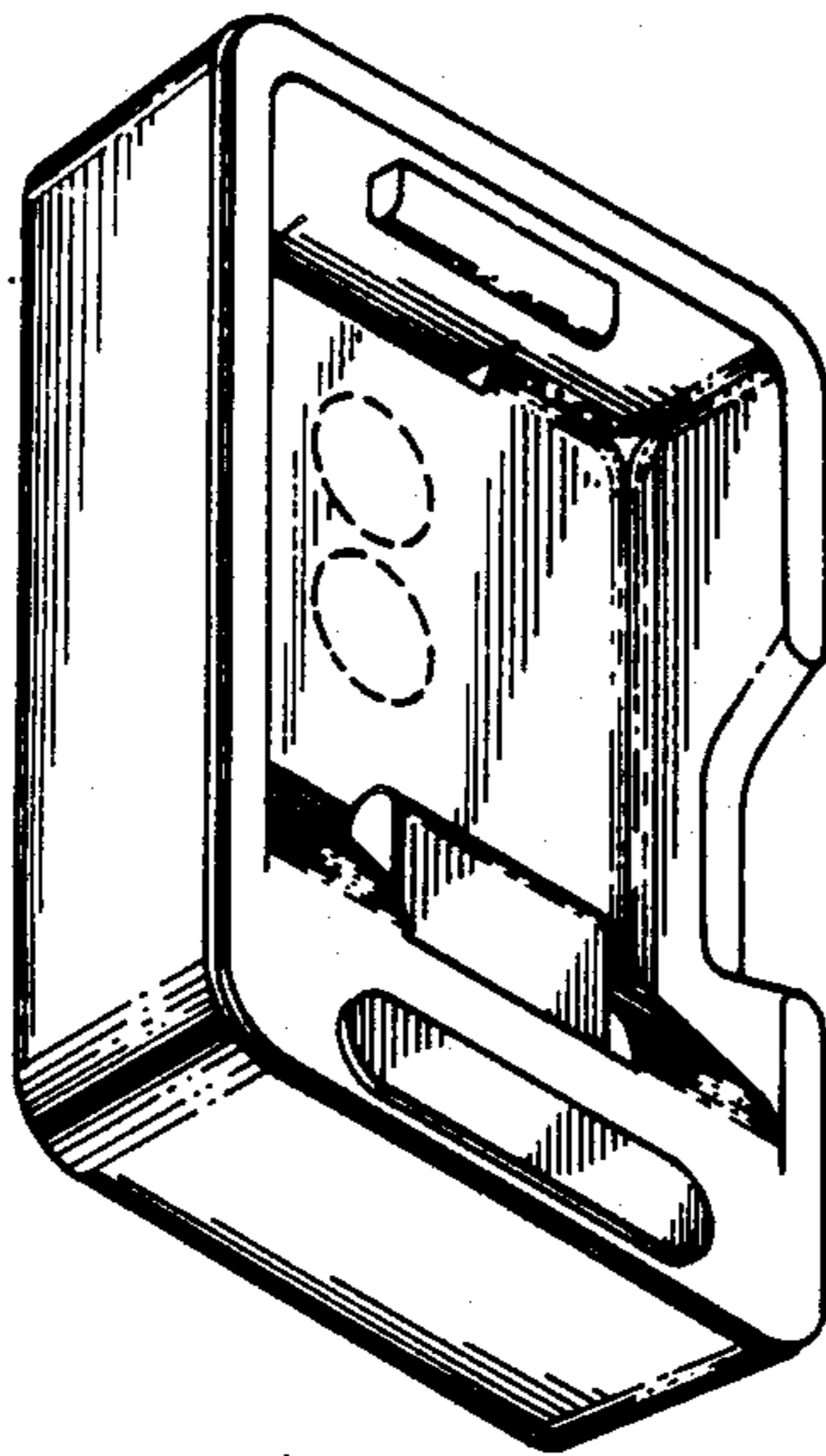
Attorney, Agent, or Firm—Raymond A. Janski; Rolland R. Hackbart

[57] CLAIM

The ornamental design for telephone handset hang-up holder or similar article, as shown and described.

DESCRIPTION

FIG. 1 is a bottom, front, and right side perspective view of a telephone handset hang-up holder or similar article showing our new design in full lines, with the broken line matter being for illustrative purposes only and forming no part of the claimed design; FIG. 2 is a left side elevational view thereof; FIG. 3 is a bottom plan view thereof; and FIG. 4 is a rear elevational view thereof.



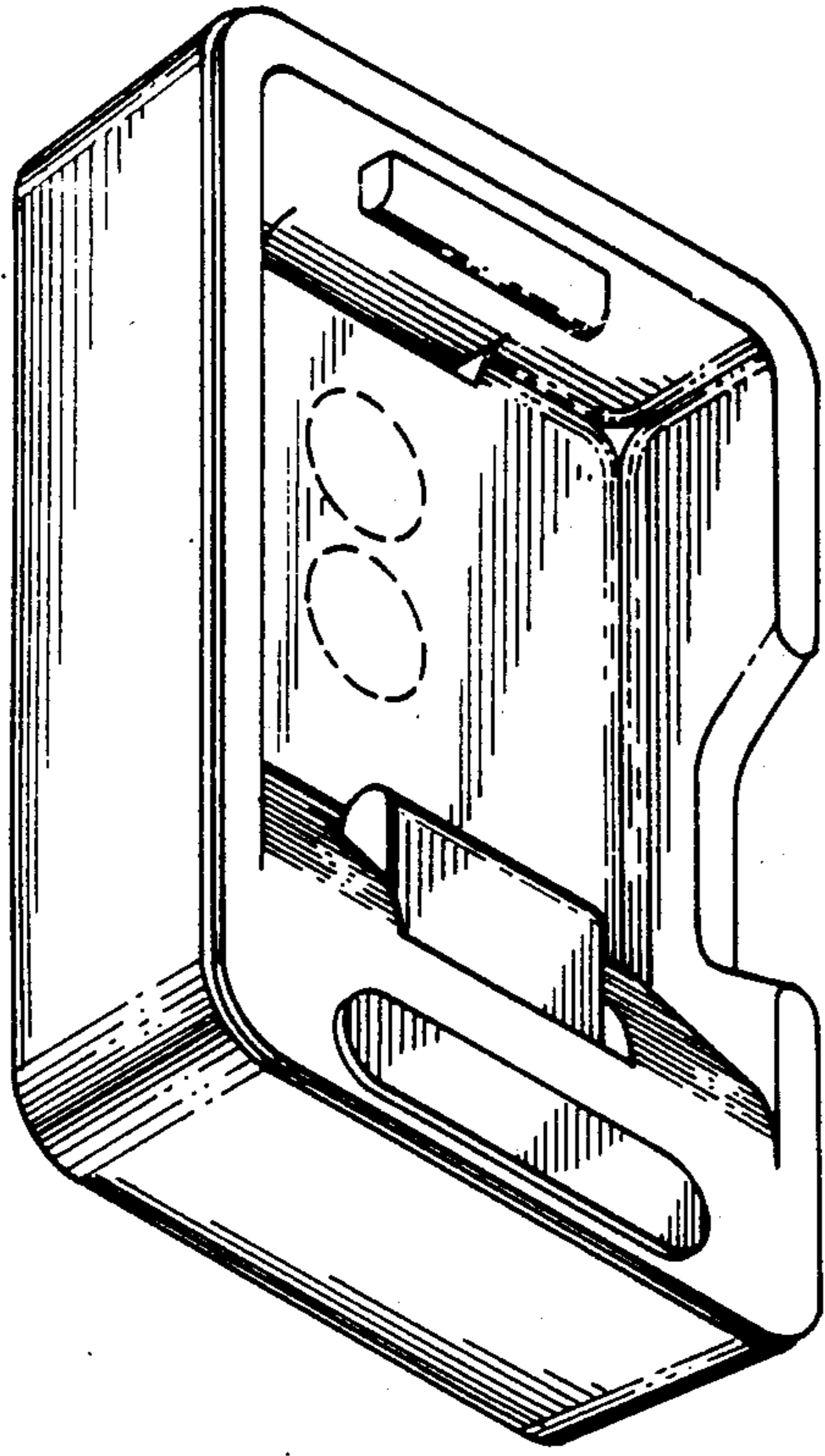


FIG. 1

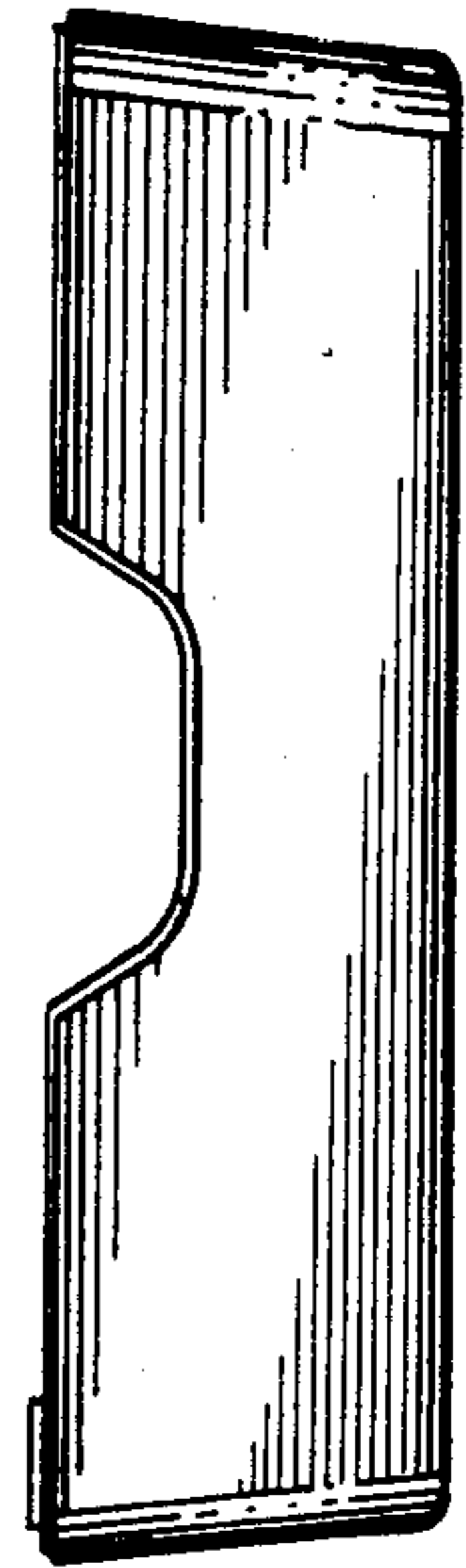


FIG. 2




FIG. 3




FIG. 4