

[54] TELEPHONE SUBSET BASE

[75] Inventor: Vincente D. Vallejo, Malaga, Spain

[73] Assignee: Alcatel Standard Electrica S.A., Madrid, Spain

[\*\*] Term: 14 Years

[21] Appl. No.: 247,101

[22] Filed: Sep. 20, 1988

- D. 256,929 9/1980 Blomberg ..... D14/60 X
- D. 257,978 1/1981 Festa et al. .... D14/60
- D. 265,401 7/1982 Genaro et al. .... D14/60
- D. 267,175 12/1982 Janda ..... D14/60
- D. 271,972 12/1983 Genaro et al. .... D14/149
- D. 279,982 8/1985 Genaro et al. .... D14/149
- D. 283,509 4/1986 Shibayami et al. .... D14/60 X
- D. 284,373 6/1986 Brown et al. .... D14/60
- D. 301,475 6/1989 Nagele ..... D14/247
- 4,339,632 7/1982 Early et al. .... 379/354 X

Primary Examiner—Horace B. Fay, Jr.  
Attorney, Agent, or Firm—Peter C. Van Der Sluys

Related U.S. Application Data

[63] Continuation-in-part of Ser. No. 32,394, Mar. 30, 1987.

[30] Foreign Application Priority Data

- Sep. 30, 1986 [ES] Spain ..... 111373
- [52] U.S. Cl. .... D14/149; D14/151
- [58] Field of Search ..... D14/60, 59, 63, 62, D14/53, 150, 151, 149, 142, 247; D79/428, 440, 435, 436, 419, 354

[56] References Cited

U.S. PATENT DOCUMENTS


- D. 232,363 8/1974 Sebit ..... D14/60

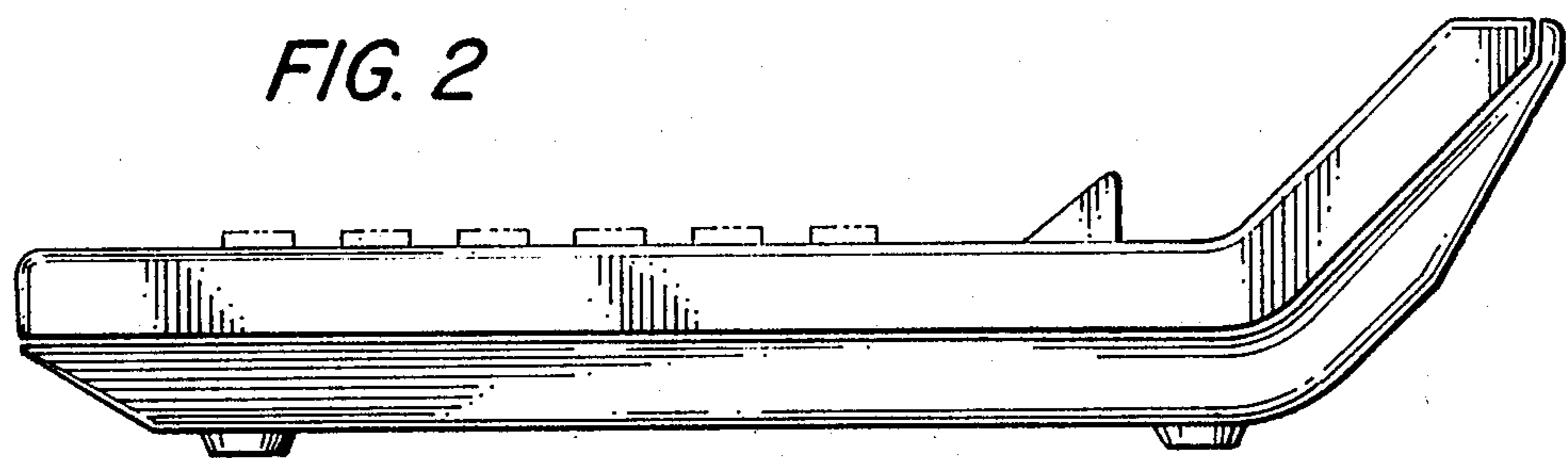
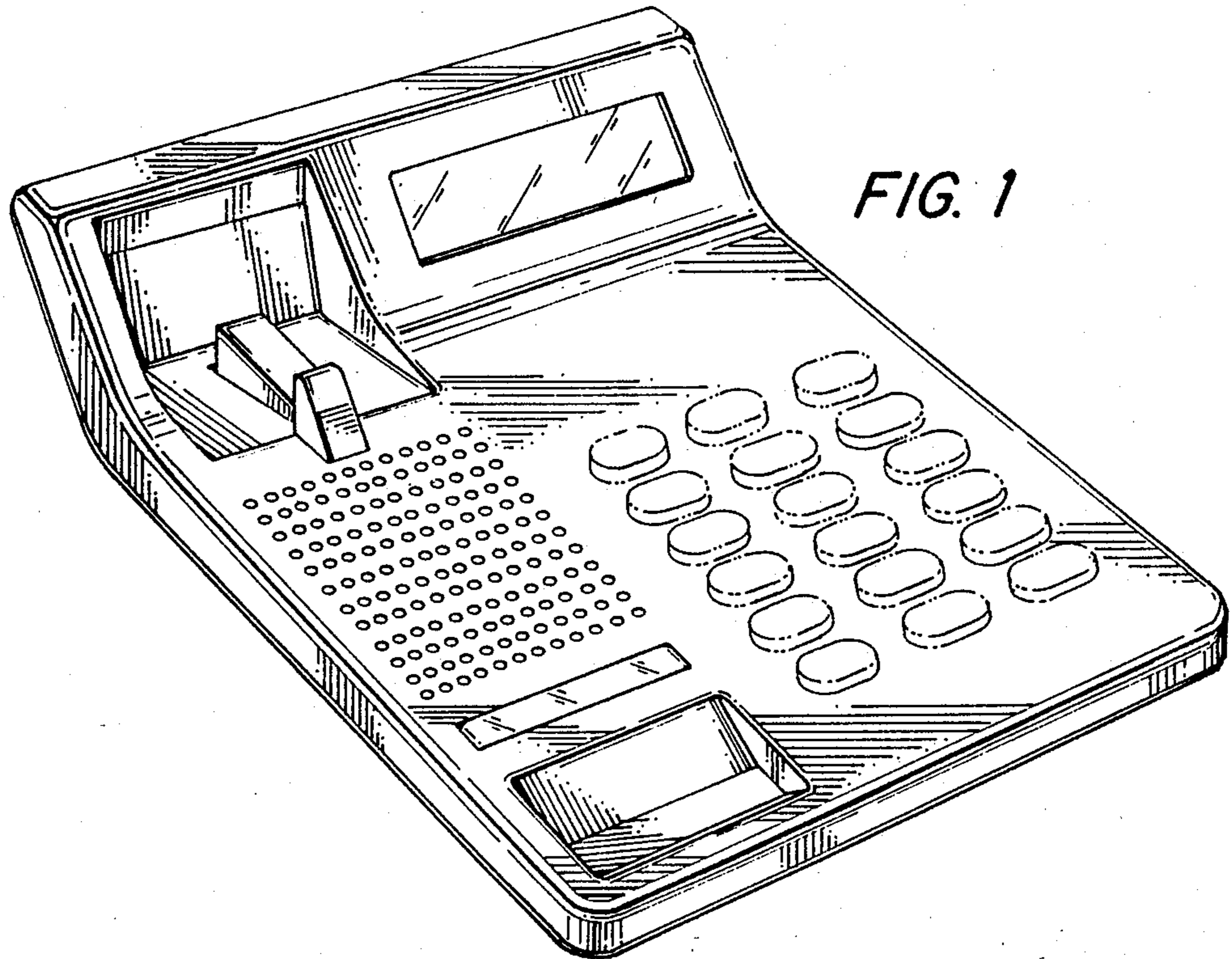
[57] CLAIM

The ornamental design for a telephone subset base, as shown.

DESCRIPTION

FIG. 1 is a perspective view of a telephone subset base showing my design;  
FIG. 2 is a side elevational view thereof;  
FIG. 3 is a front elevational view thereof; and  
FIG. 4 is a top plan view thereof.  
The broken line showing of pushbuttons in FIGS. 1, 2, 3 and 4 is for illustrative purposes only and forms no part of the claimed design.





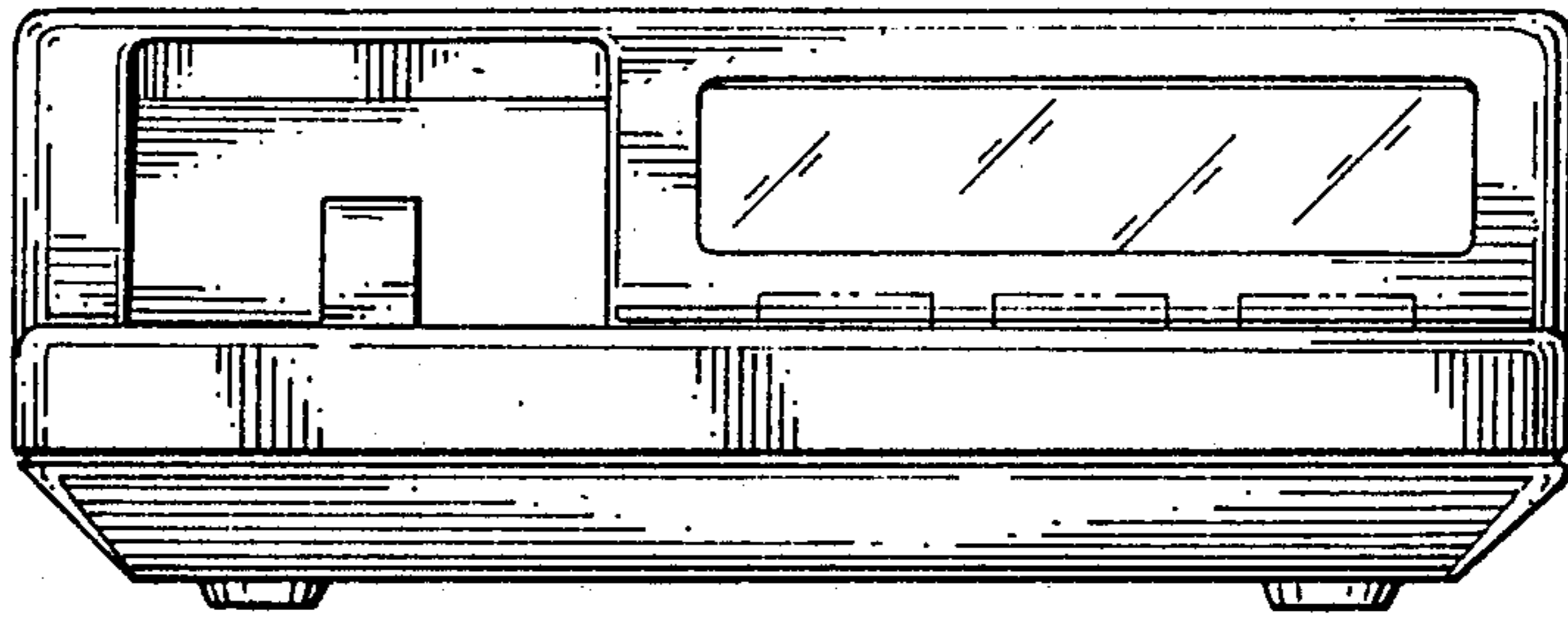


FIG. 3

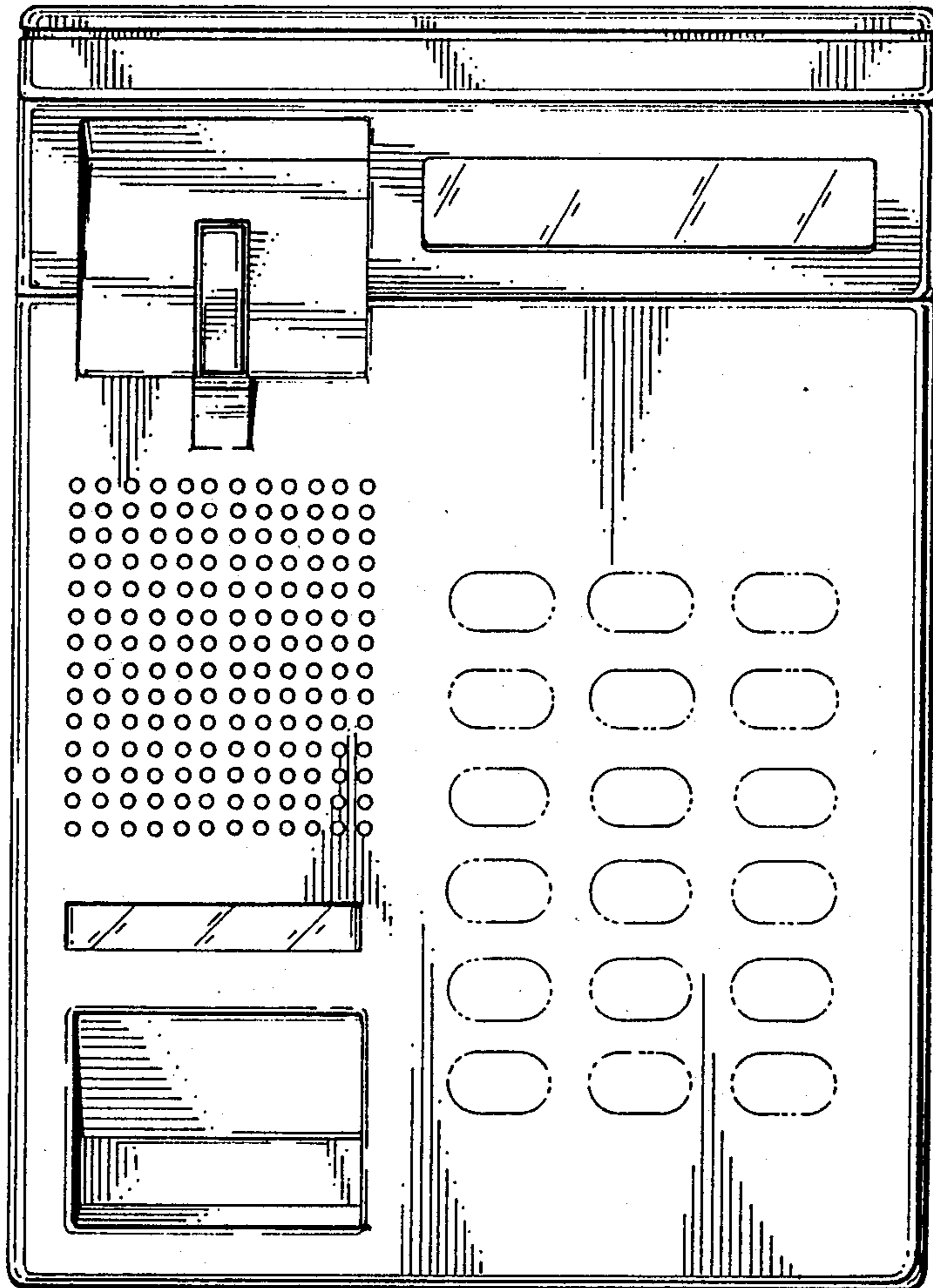


FIG. 4