

[54] TELEVISION RECEIVER

[75] Inventor: Christopher L. Kautz, Maarsse, Netherlands

[73] Assignee: U.S. Philips Corporation, New York, N.Y.

[**] Term: 14 Years

[21] Appl. No.: 18,142

[22] Filed: Feb. 24, 1987

[30] Foreign Application Priority Data

Aug. 27, 1986 [GB] United Kingdom 1036344

[52] U.S. Cl. D14/126

[58] Field of Search D14/125-134, D14/113; 358/236, 255, 254; 312/7.2

[56] References Cited

U.S. PATENT DOCUMENTS

D. 272,908 3/1984 Matsuo D14/126

D. 293,907 1/1988 Matsuo D14/126

D. 298,245 10/1988 Nakamaru D14/126

OTHER PUBLICATIONS

Video Review, Mar. 1986, p. 20, Left—Panasonic LCD TV.

Video Review, Sep. 1986, p. 108, Left center—palm sized Citizen TV.

Video Review, Dec. 1986, p. 82, Top left—Seiko LCD TV, Model LVD-302.

Primary Examiner—Bernard Ansher
Assistant Examiner—Theodore M. Shooman

[57] CLAIM

The ornamental design for a television receiver, as shown.

DESCRIPTION

FIG. 1 is a front, top and right side perspective view of a television receiver showing my new design;

FIG. 2 is a front elevational view thereof;

FIG. 3 is a rear elevational view thereof;

FIG. 4 is a right side elevational view thereof;

FIG. 5 is a left side elevational view thereof;

FIG. 6 is a top plan view thereof; and

FIG. 7 is a bottom plan view thereof.




FIG. 1

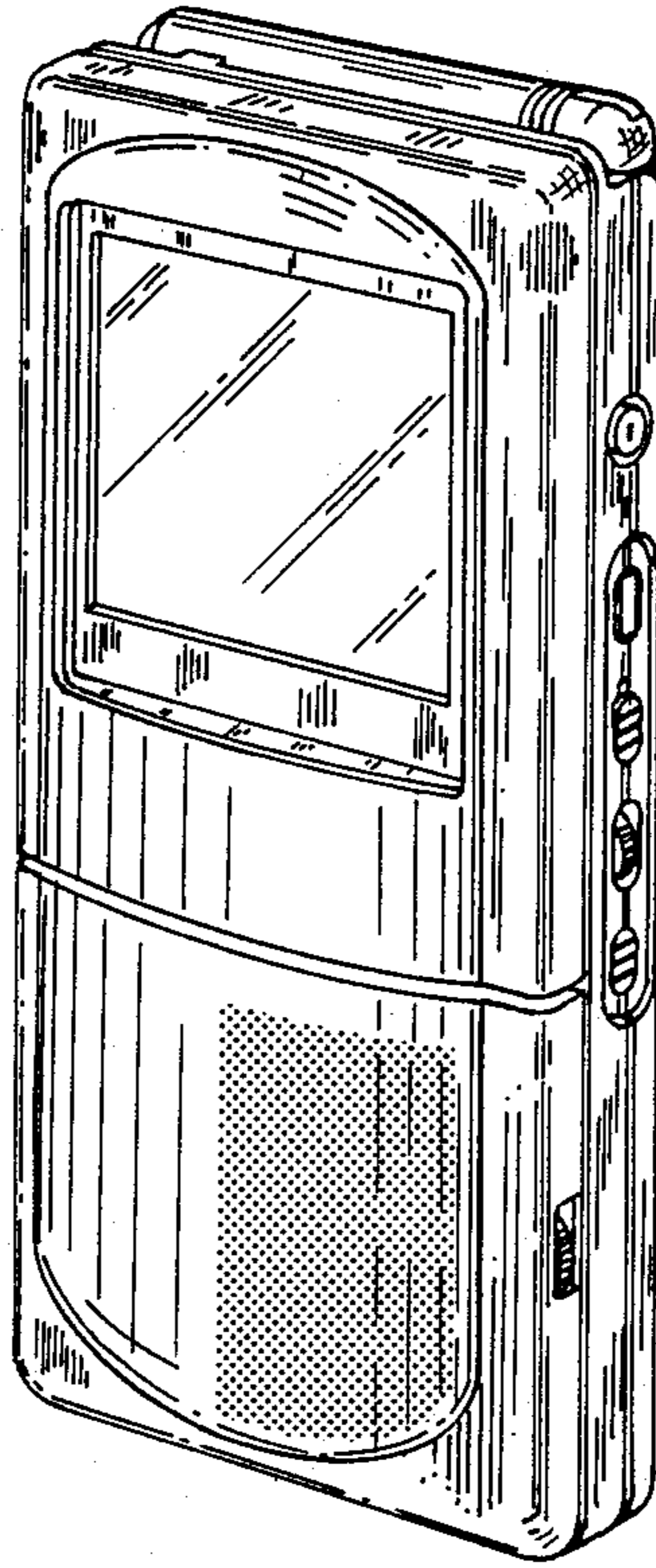


FIG. 2

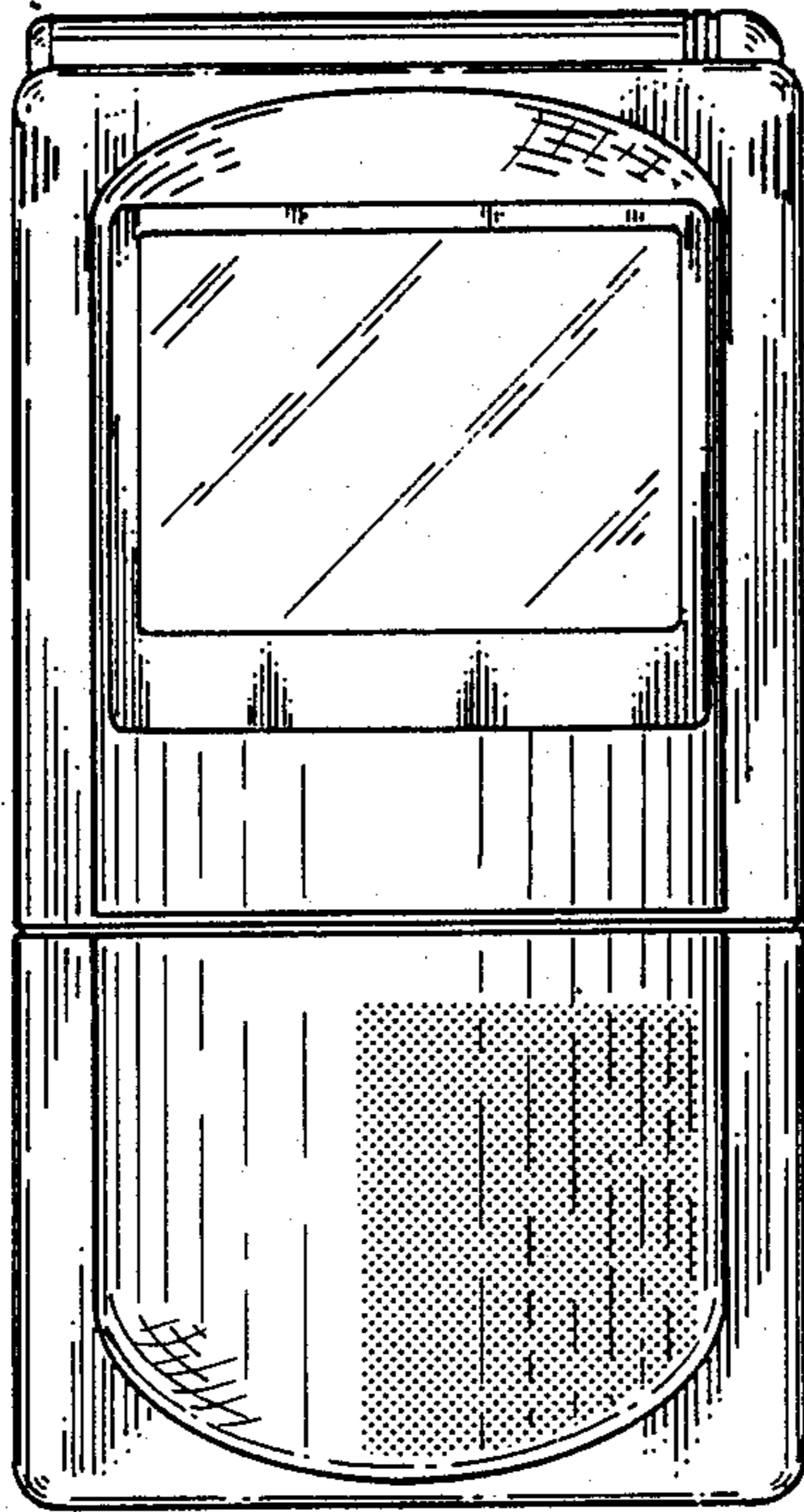


FIG. 3

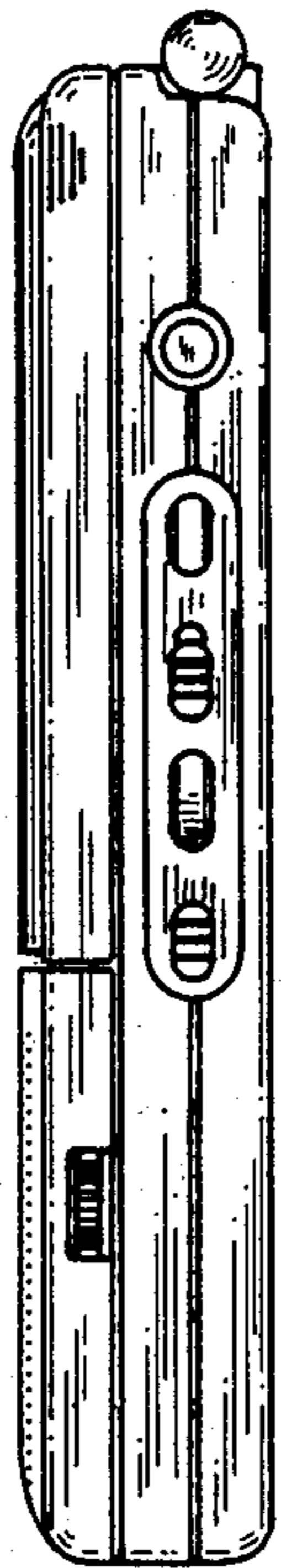
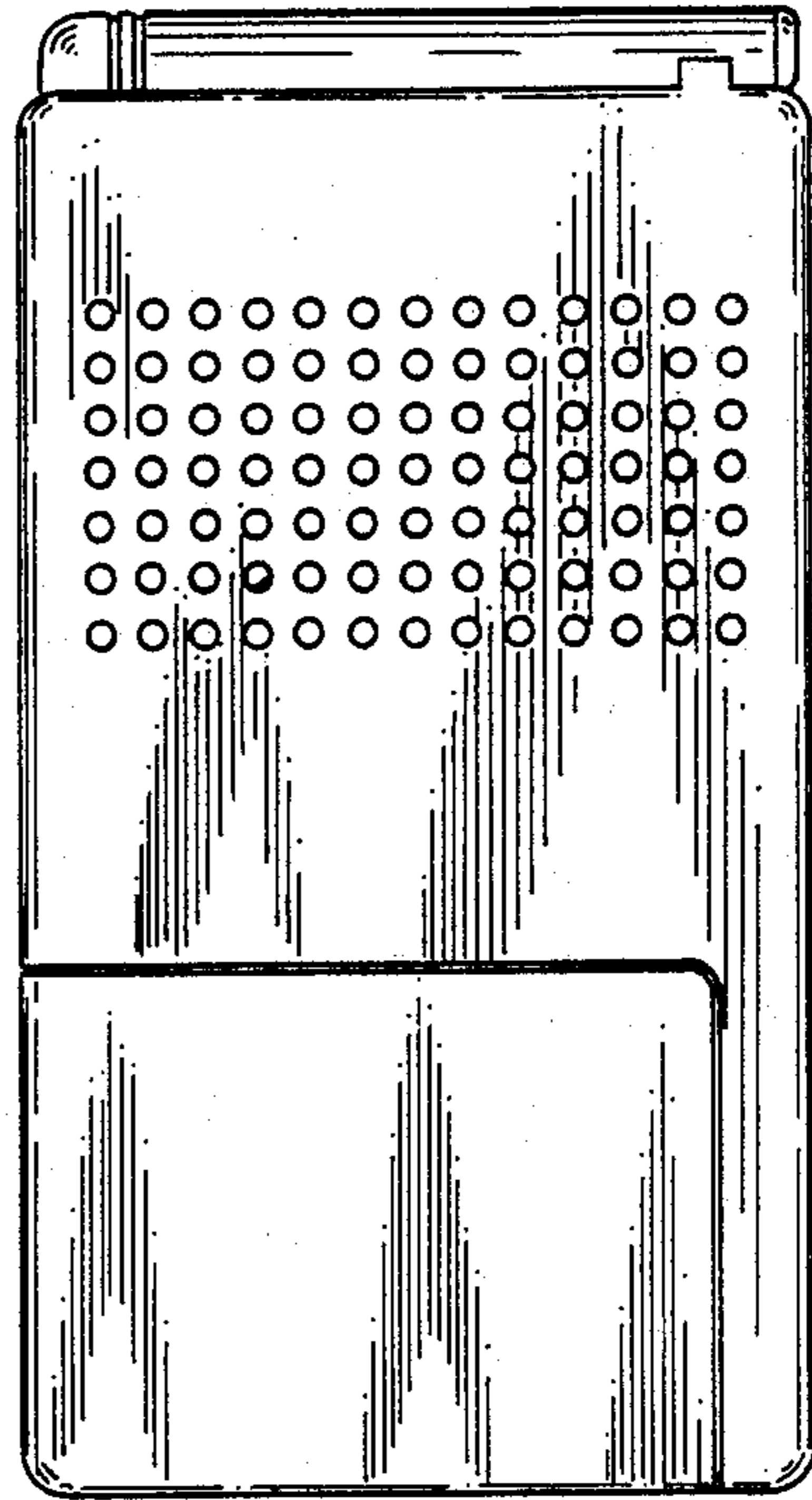


FIG. 4



FIG. 5

FIG. 6




FIG. 7

