

[54] POUCH

[75] Inventors: William A. Lane, Redlands; Steven D. Davis, Yuciapa, both of Calif.

[73] Assignee: W. A. Lane, Inc., San Bernardino, Calif.

[\*\*] Term: 14 Years

[21] Appl. No.: 126,700

[22] Filed: Nov. 30, 1987

[52] U.S. Cl. .... D9/305

[58] Field of Search ..... D9/305, 345, 414; 206/260, 632-634, 610-611, 49, 242, 363, 484, 484.1; 220/85; D27/185; 383/105-116, 118-119, 901, 907

[56] References Cited

U.S. PATENT DOCUMENTS

D. 133,581	8/1942	Tomchin .....	D9/457
D. 285,412	9/1986	Harwell, Sr. ....	D9/305 X
D. 289,973	5/1987	Copella .....	D9/305
2,329,360	9/1943	Salfisberg .....	206/484
2,333,587	11/1943	Salfisberg .....	206/632 X
3,012,894	12/1961	Nagel .....	206/484 X
3,184,121	5/1965	Volckening .....	206/484 X

3,224,640	12/1965	Schneider et al. ....	383/906 X
3,669,256	6/1972	Jacob .....	206/484 X
4,007,838	2/1977	Awad .....	206/812 X
4,636,412	1/1987	Field .....	383/113 X

FOREIGN PATENT DOCUMENTS

147655	11/1954	Sweden .....	206/611
--------	---------	--------------	---------

OTHER PUBLICATIONS

Modern Packaging Encyclopedia 1972-1973 Planning Guide; p. 126, bottom R, "Contoured" Packet.

Primary Examiner—Charles A. Rademaker

Assistant Examiner—C. Tuttle

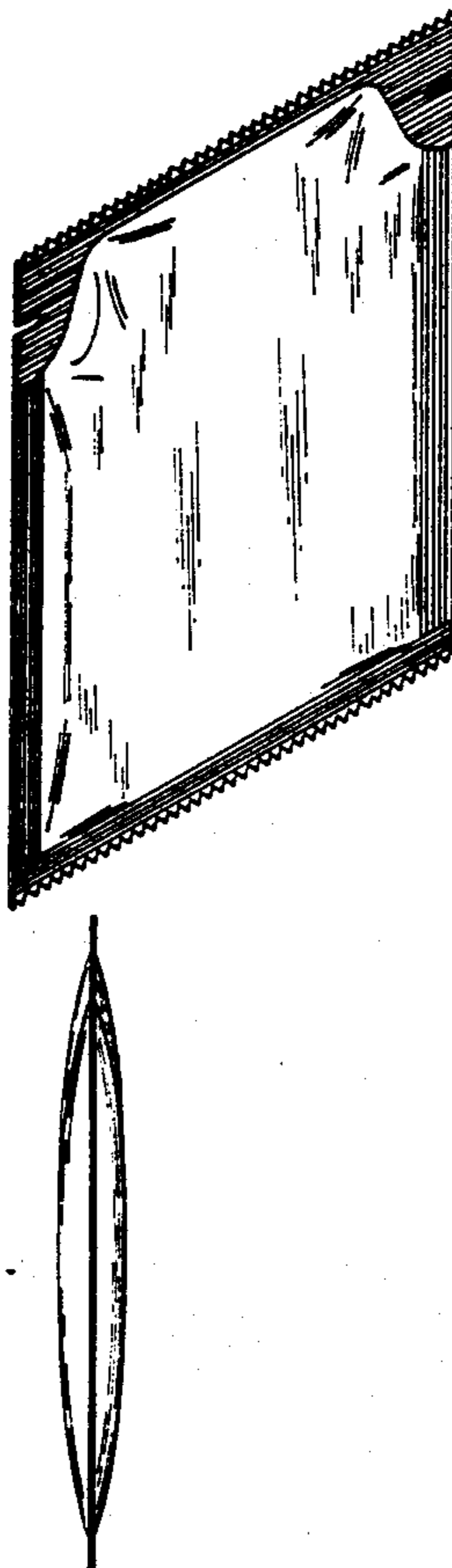
Attorney, Agent, or Firm—Herb Boswell

[57] CLAIM

The ornamental design for a pouch, as shown and described.

DESCRIPTION

FIG. 1 is a front perspective view of a pouch showing our new design; FIG. 2 is a right side elevational view thereof, the side opposite being a mirror image; FIG. 3 is a rear elevational view thereof; and, FIG. 4 is a bottom plan view thereof.






FIG 1




FIG 4




FIG 2

FIG 3

