

[54] WHEEL CHAIR ATTACHMENT CONTAINER OR SIMILAR ARTICLE

[76] Inventor: Patricia McCarthy, 223 N. Sixth St., Apt. #1, Vincennes, Ind. 47591

[**] Term: 14 Years

[21] Appl. No.: 892,411

[22] Filed: Aug. 4, 1986

[52] U.S. Cl. D3/40

[58] Field of Search D3/30.1, 42, 48, 71, D3/74, 77, 99, 106; 206/570; 224/42.46 R, 273, 274, 277, 280; 297/191, 188; 220/4 C

[56] References Cited

U.S. PATENT DOCUMENTS

D. 291,745	9/1987	Hansen	D3/30.1
D. 292,347	10/1987	Scott-Smith	D3/40
D. 293,162	12/1987	Carmichael	D3/40
D. 294,757	3/1988	Kahane et al.	D3/41
2,735,597	1/1953	Trelevar	224/273
2,767,895	3/1955	Smith	D3/40
4,491,257	1/1985	Ingles	224/42.46 R
4,512,504	4/1985	Owlett	224/42.46 R
4,577,903	3/1986	Wells	224/42.46 R

Primary Examiner—Nelson C. Holtje
Assistant Examiner—Antoine D. Davis.

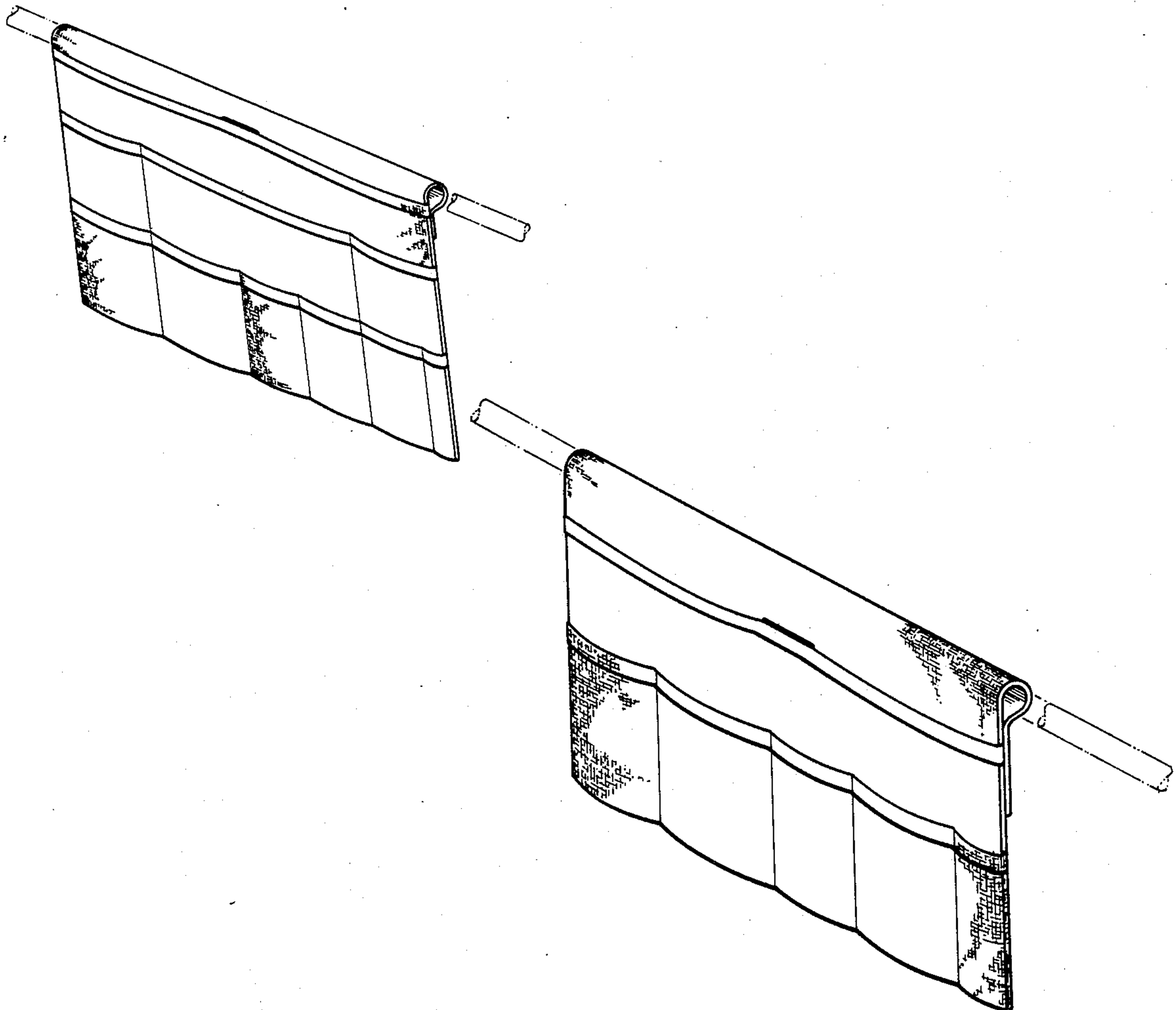
Attorney, Agent, or Firm—Woodard, Emhardt, Naughton, Moriarty & McNett

[57] CLAIM

The ornamental design for a wheel chair attachment container or similar article, as shown and described.

DESCRIPTION

FIG. 1 is a perspective view of a wheel chair attachment container or similar article showing my design; FIG. 2 is a front elevational view thereof; FIG. 3 is an edge view thereof, the opposite edge being a mirror image; FIG. 4 is a rear elevational view thereof; FIG. 5 is a top plan view thereof; FIG. 6 is a bottom plan view thereof; FIG. 7 is a perspective view of a wheel chair attachment container or similar article showing a second embodiment of my design; FIG. 8 is a front elevational view thereof; FIG. 9 is an edge view thereof, the opposite edge having a mirror image; FIG. 10 is a rear elevational view thereof; FIG. 11 is a top plan view thereof; and FIG. 12 is a bottom plan view thereof. The broken line showing of a rail member in FIG. 1 and 7 is for illustrative purposes only and forms no part of the claimed design.



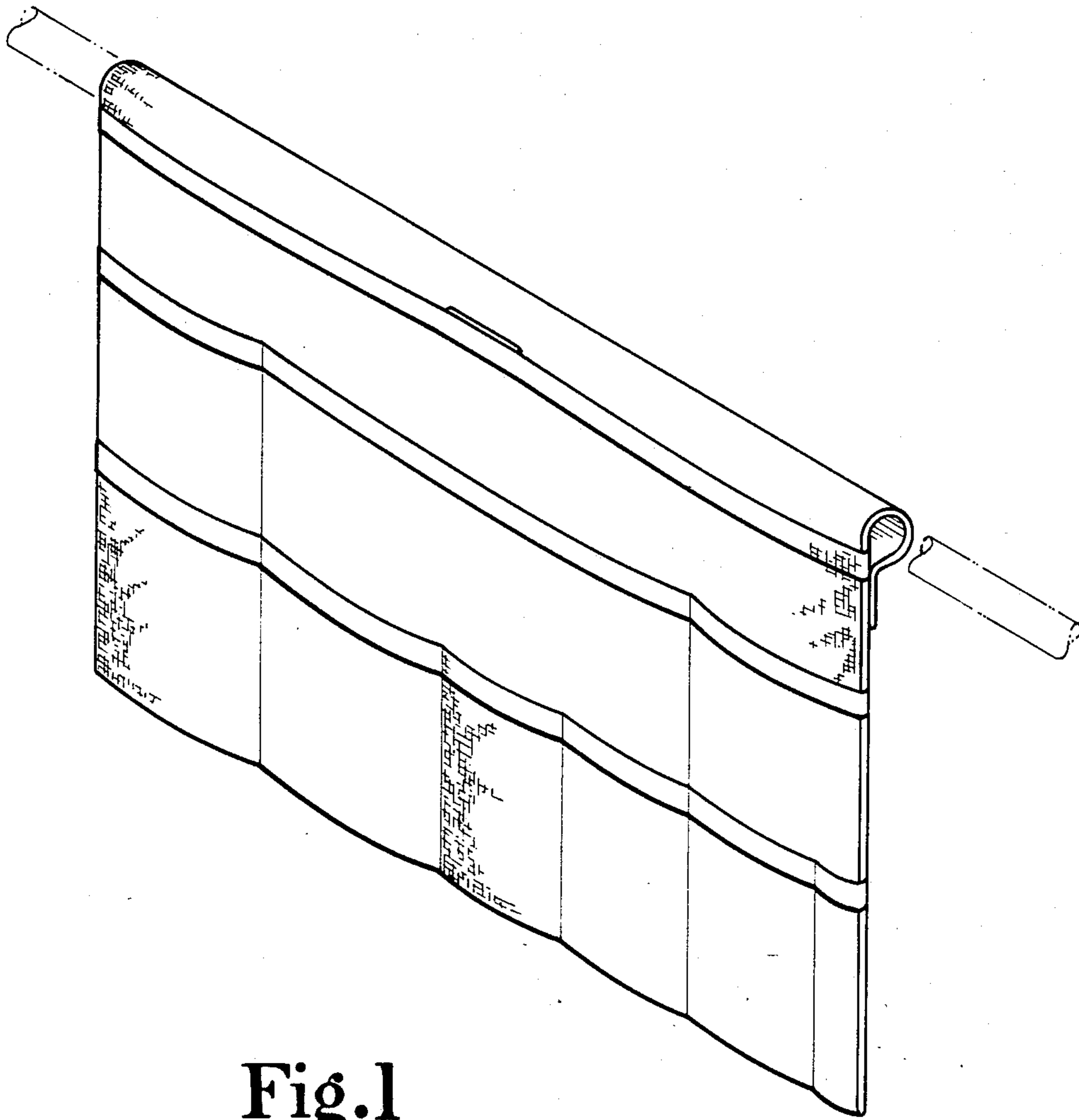


Fig.1



Fig.5




Fig.2




Fig.6




Fig.4



Fig.3

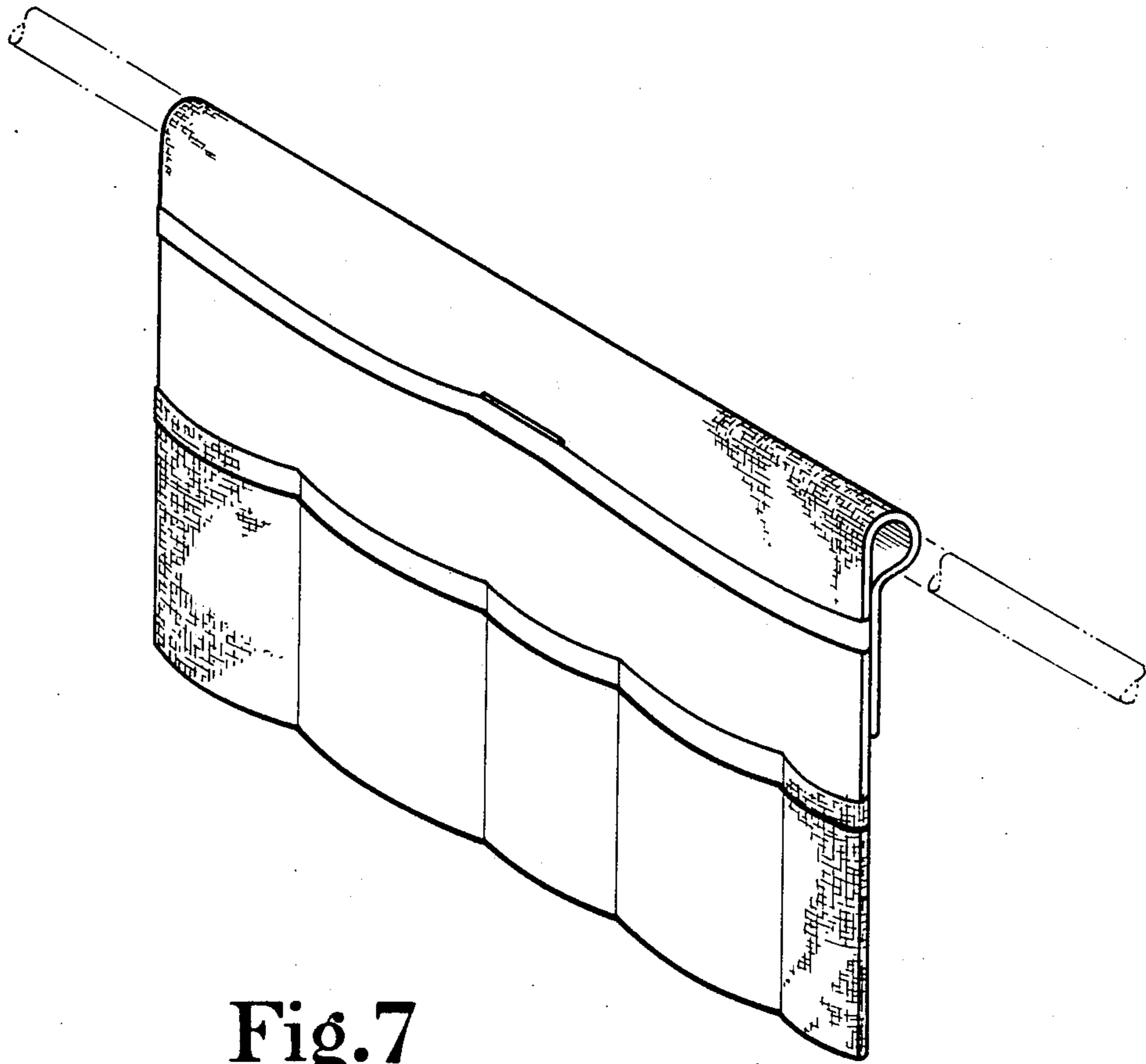


Fig.7

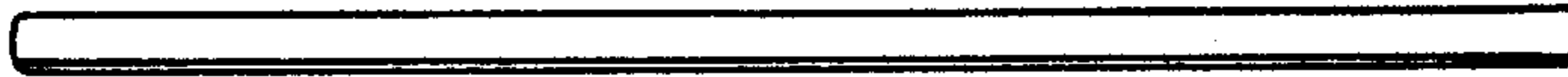


Fig. 11

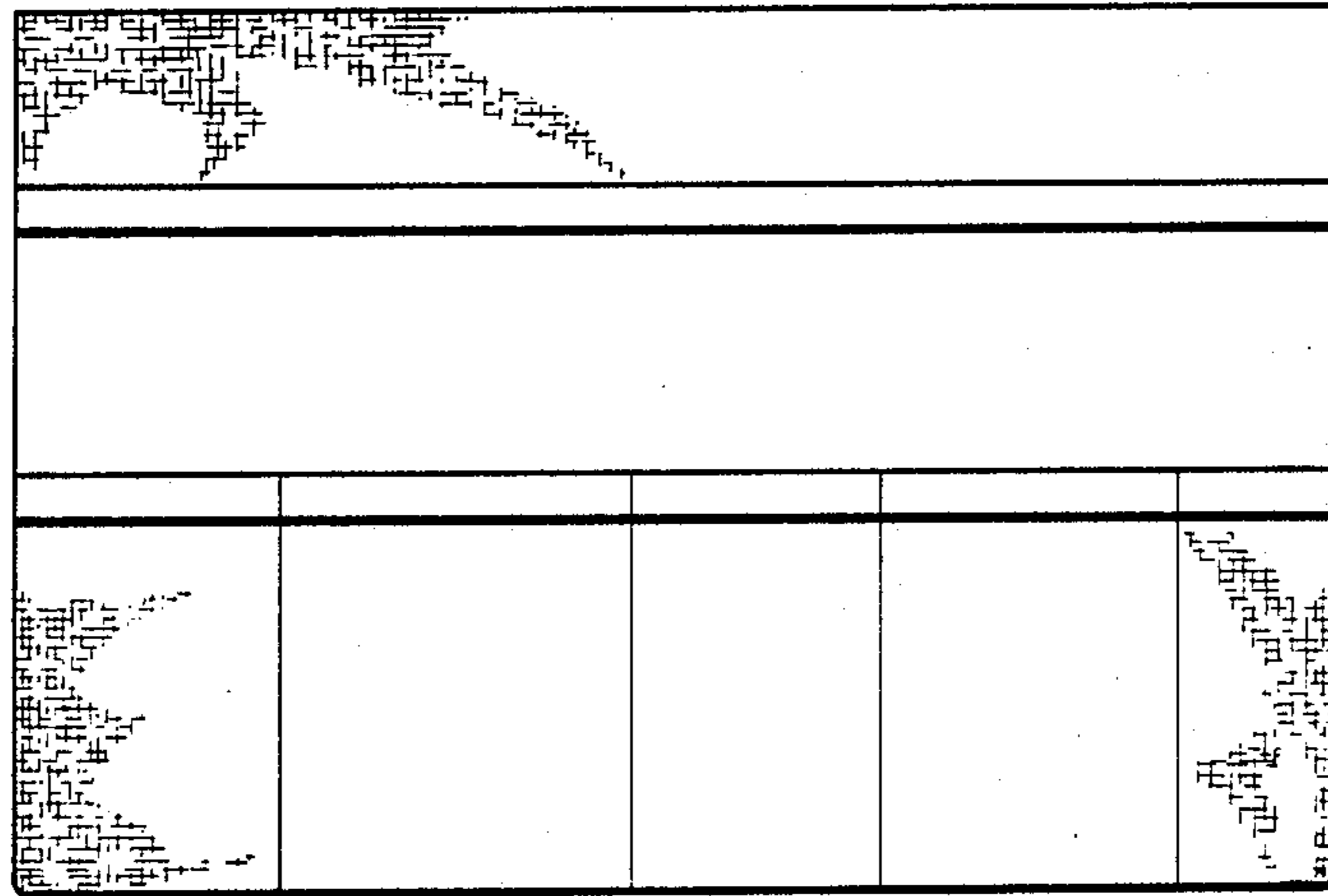


Fig. 8



Fig. 9




Fig. 12




Fig. 10