

[54] **BLADE FOR A ROLLING WINDOW BLIND**

[76] **Inventor:** Piero Scarrone, Corso Duca degli
Abruzzi 3, I-10128 Torino, Italy

[**] **Term:** 14 Years

[21] **Appl. No.:** 34,146

[22] **Filed:** Apr. 7, 1987

[30] **Foreign Application Priority Data**

Oct. 30, 1986 [IT] Italy 54019-B/86

Oct. 30, 1986 [IT] Italy 54018-B/86

[52] **U.S. Cl.** D25/49; D25/164

[58] **Field of Search** D25/47, 55; 160/133,
160/235, 236, 238

[56] **References Cited**

U.S. PATENT DOCUMENTS

4,173,247 11/1979 Piana 160/236
4,343,340 8/1982 Paule 160/235

4,428,218 1/1984 La Rocca D25/49
4,493,356 1/1985 Hermann et al. 160/133

Primary Examiner—A. Hugo Word
Assistant Examiner—Doris Clark
Attorney, Agent, or Firm—Young & Thompson

[57] **CLAIM**

The ornamental design for a blade for a rolling window blind, as shown and described.

DESCRIPTION

FIG. 1 is a front elevational view of a blade for a rolling window blind, showing my new design;
FIG. 2 is a top plan view thereof;
FIG. 3 is a view thereof from the left of FIG. 1;
FIG. 4 is a rear elevational view thereof;
FIG. 5 is a view thereof from the right of FIG. 1; and
FIG. 6 is a bottom plan view thereof.
In FIGS. 1, 2, 4 and 6, the blade has been broken away for convenience of illustration.






FIG. 2



FIG. 3




FIG. 1



FIG. 5




FIG. 4




FIG. 6