

**United States Patent** [19]  
**Gabbert, Jr.**

[11] **Patent Number: Des. 306,471**  
[45] **Date of Patent: \*\* Mar. 6, 1990**

[54] **GOLF SHOE SPIKE TOOL**  
[76] **Inventor: Myron D. Gabbert, Jr., P.O. Box 1712, Boise, Id. 83701**  
[\*\*] **Term: 14 Years**  
[21] **Appl. No.: 106,327**  
[22] **Filed: Oct. 9, 1987**  
[52] **U.S. Cl. .... D21/234**  
[58] **Field of Search ..... D21/234; 273/32 B; 81/176.15; D8/1, 3**

D. 257,441 10/1980 Krlevich ..... D21/234  
D. 300,160 3/1989 Johnson ..... D21/234

*Primary Examiner*—Charles A. Rademaker  
*Assistant Examiner*—David Jeo  
*Attorney, Agent, or Firm*—Frank J. Dykas; Craig M. Korfanta


[57] **CLAIM**

The ornamental design for a golf shoe spike tool, as shown and described.

**DESCRIPTION**

FIG. 1 is a perspective view of a golf shoe spike tool showing my new design;  
FIG. 2 is a bottom plan view thereof;  
FIG. 3 is a side elevational view thereof; and  
FIG. 4 is a top plan view thereof.

[56] **References Cited**  
**U.S. PATENT DOCUMENTS**  
D. 193,679 9/1962 Baldwin ..... D21/234  
D. 247,686 4/1978 Desjardins ..... D21/234






FIG. 1

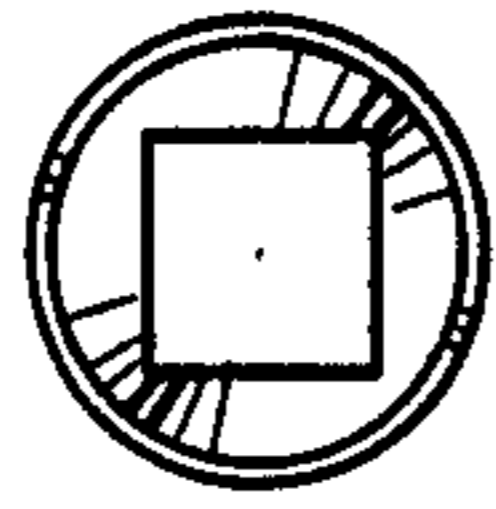


FIG. 2

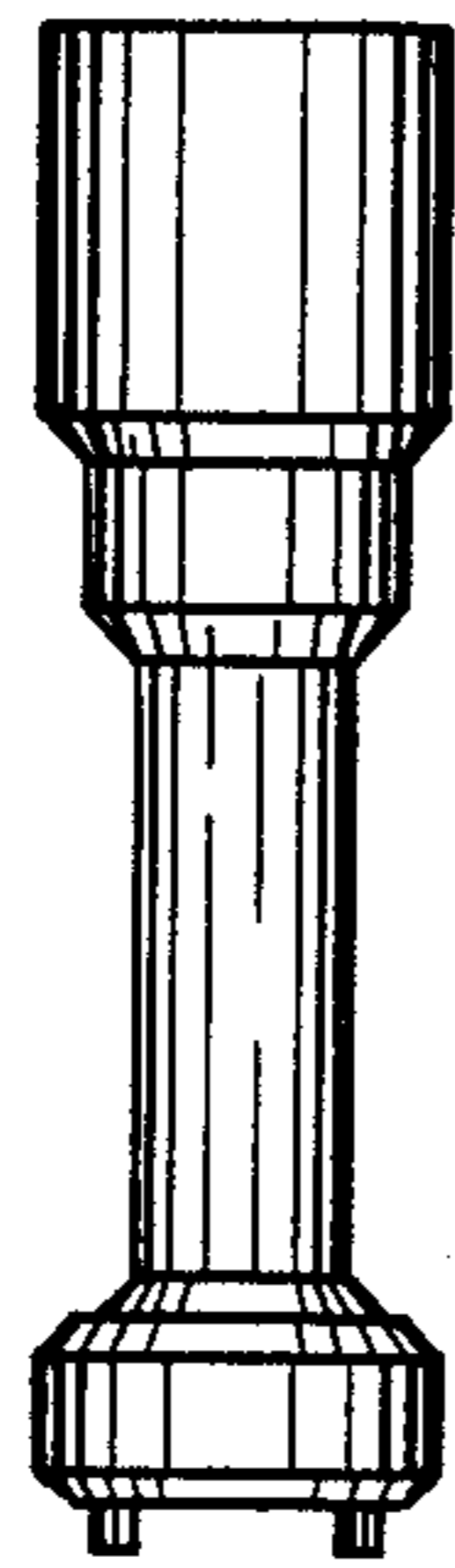


FIG. 3

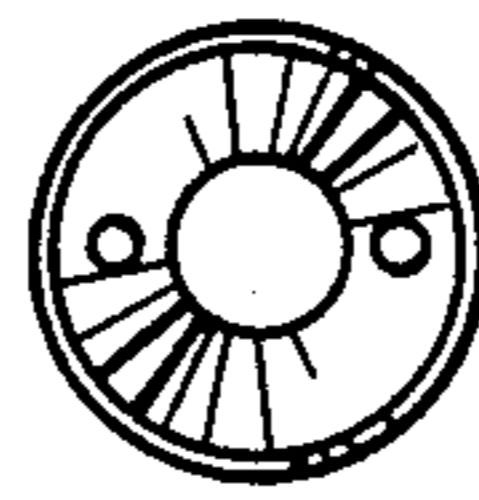


FIG. 4