

[54] PHYSICAL THERAPY EXERCISE FRAME

[76] Inventor: David C. Smith, 9633 Woodstream Dr., Richmond, Va. 23233

[**] Term: 14 Years

[21] Appl. No.: 40,581

[22] Filed: Apr. 20, 1987

[52] U.S. Cl. D21/191

[58] Field of Search D21/191-199; 272/118, 119, 70.3, 134, 136, 138, 141, 142, 143, 144, 146

D. 265,575	7/1982	Lunford	D21/191
D. 280,652	9/1985	de Buck	D21/191
D. 291,338	8/1987	Ringer et al.	D21/191
4,296,924	10/1981	Anzaldua et al.	272/134
4,337,050	6/1982	Engalitcheff	434/260
4,720,097	1/1988	Peacock	272/134

Primary Examiner—Charles A. Rademaker
Attorney, Agent, or Firm—Tilton, Fallon, Lungmus

[57] CLAIM

The ornamental design for a physical therapy exercise frame, as shown and described.

DESCRIPTION

FIG. 1 is a perspective view of a physical therapy exercise frame showing my new design; FIG. 2 is a top plan view thereof; FIG. 3 is a front elevational view thereof, the side opposite being substantially the same; and FIG. 4 is a side elevational view thereof, the side opposite being substantially identical.

[56] References Cited

U.S. PATENT DOCUMENTS

D. 200,322	2/1965	Spackman	D34/5
D. 224,245	7/1972	Hock	D34/5
D. 227,381	6/1973	Korte	D34/5 H
D. 262,813	1/1982	Lambert et al.	D21/195
D. 265,111	6/1982	Lynn	D21/195

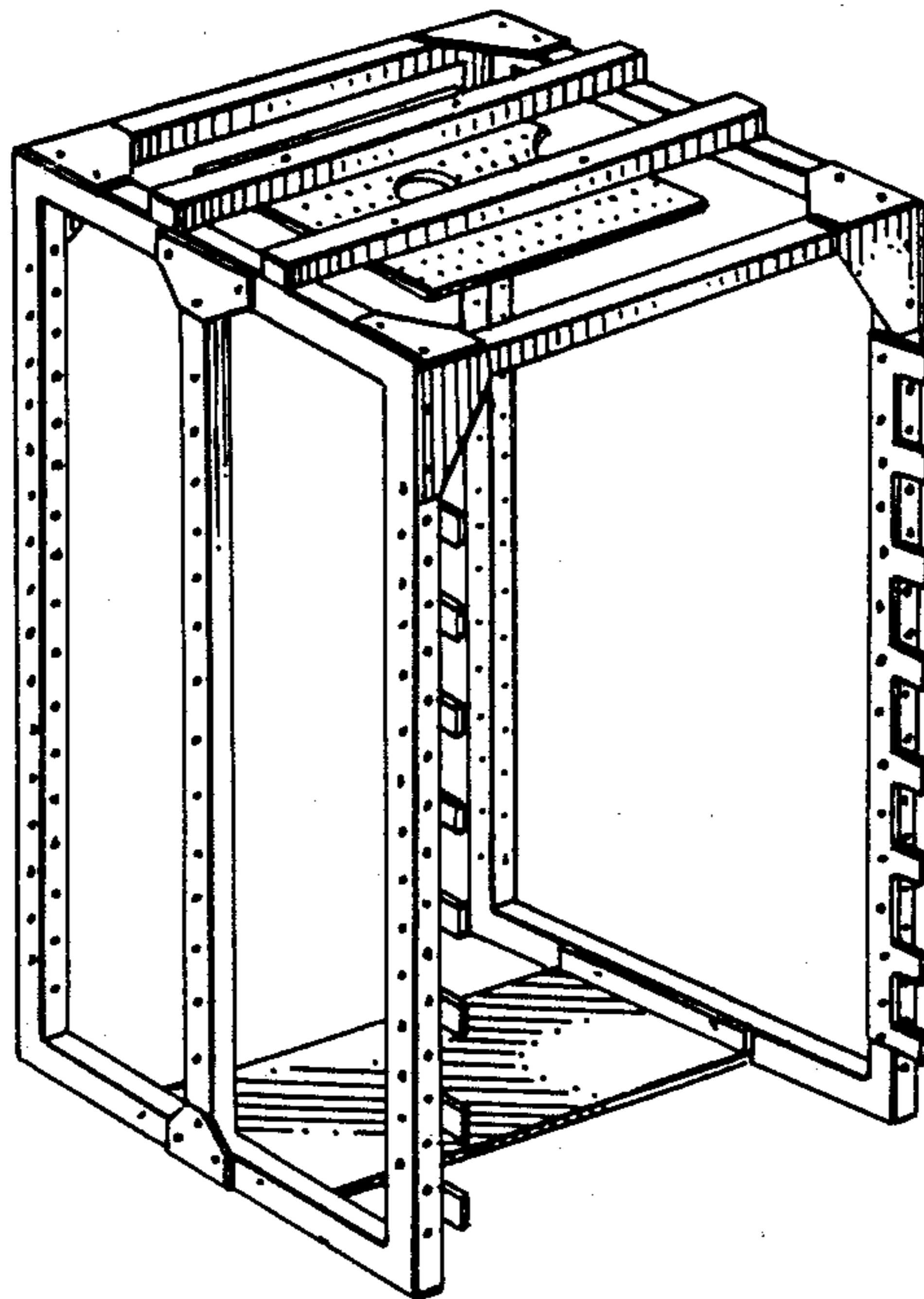


FIG. 1

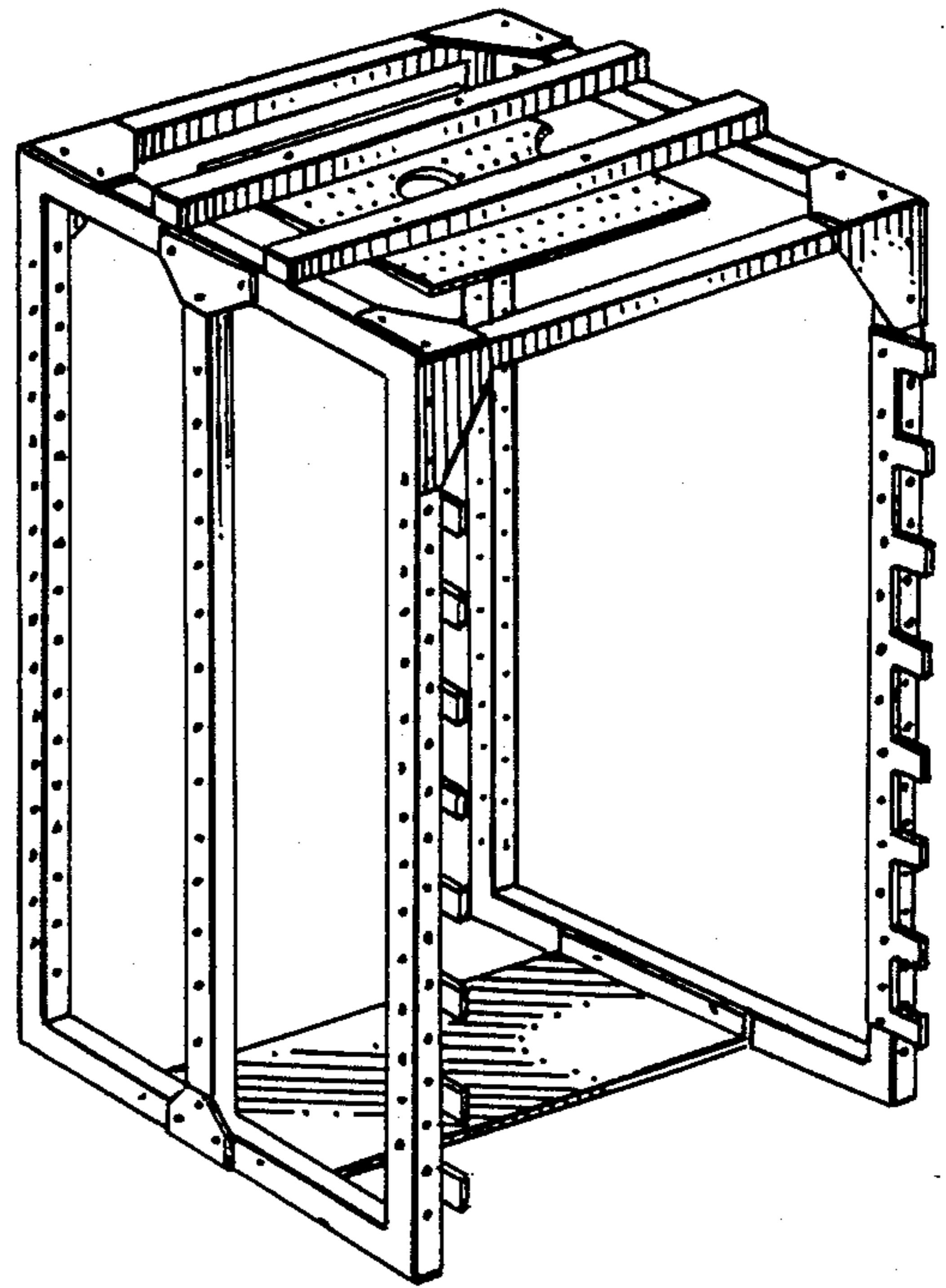


FIG. 2

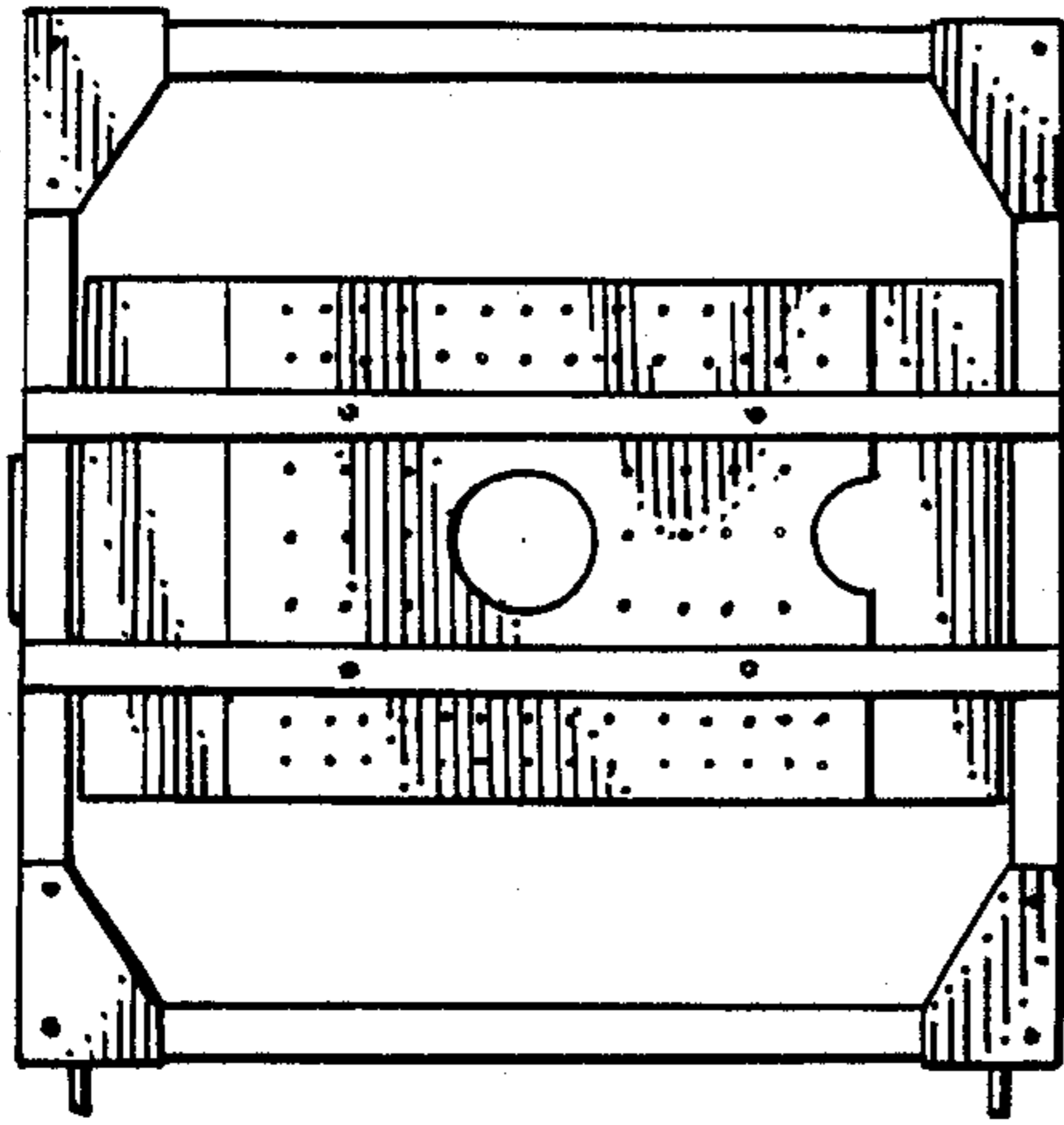


FIG. 3




FIG. 4

