

[54] LECTION

[76] Inventor: William F. Smith, Sr., 1651 Wesleyan Rd., Dayton, Ohio 45406

[**] Term: 14 Years

[21] Appl. No.: 231,169

[22] Filed: Aug. 11, 1988

Related U.S. Application Data

[62] Division of Ser. No. 723,560, Apr. 15, 1985, Pat. No. D. 298,638.
[52] U.S. Cl. D19/62; D19/59
[58] Field of Search D19/59, 60, 61, 62, D19/63, 64; 434/224, 308

References Cited

U.S. PATENT DOCUMENTS

D. 267,726	1/1983	Ehrenreich	D19/59
D. 289,179	4/1987	Musgrave	D19/59
4,255,872	5/1981	Williams, Sr.	434/308
4,604,064	8/1986	Boehm et al.	434/224
4,639,225	1/1987	Washizuka	434/308

Primary Examiner—Carmen H. Vales-Lado
Assistant Examiner—Martha Thompson
Attorney, Agent, or Firm—Robert W. Becker & Associates

[57] CLAIM

The ornamental design for a lection, as shown and described.

DESCRIPTION

FIG. 1 is a front perspective view of a lection in an opened condition, showing my new design; and FIG. 2 is a side elevational view thereof; FIG. 3 is a front elevational view of my design in a closed condition, the rear view being a mirror image thereof; FIG. 4 is a side elevational view with respect to FIG. 3, the opposite side being a mirror image thereof; FIG. 5 is a bottom plan view with respect to FIG. 3; FIG. 6 is a top plan view with respect to FIG. 3; and FIG. 7 is a front perspective view of my new design in an opened condition, the notebook and pencils shown by means of broken lines therein being for illustrative purposes only and forming no part of the claimed design.

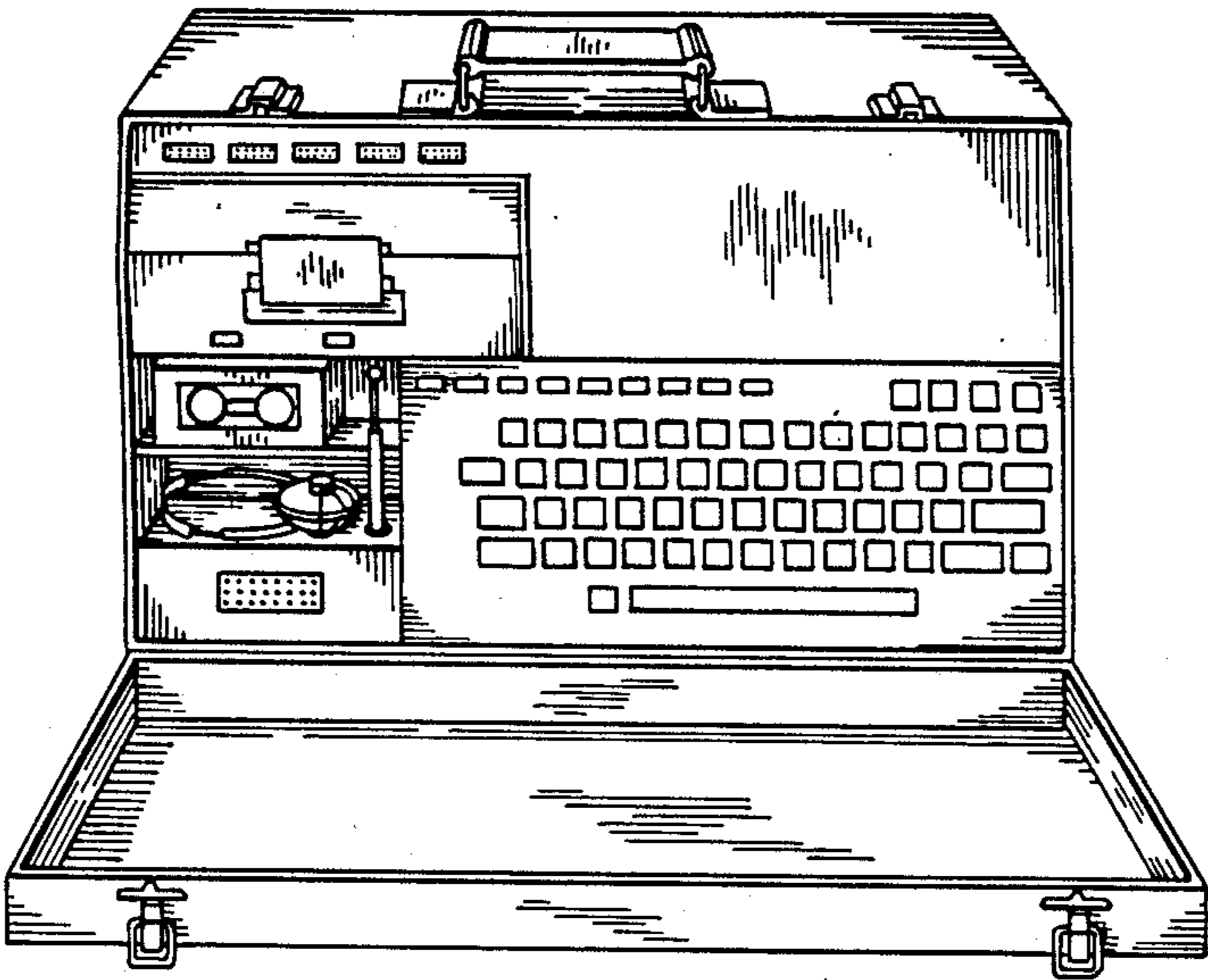


FIG-1

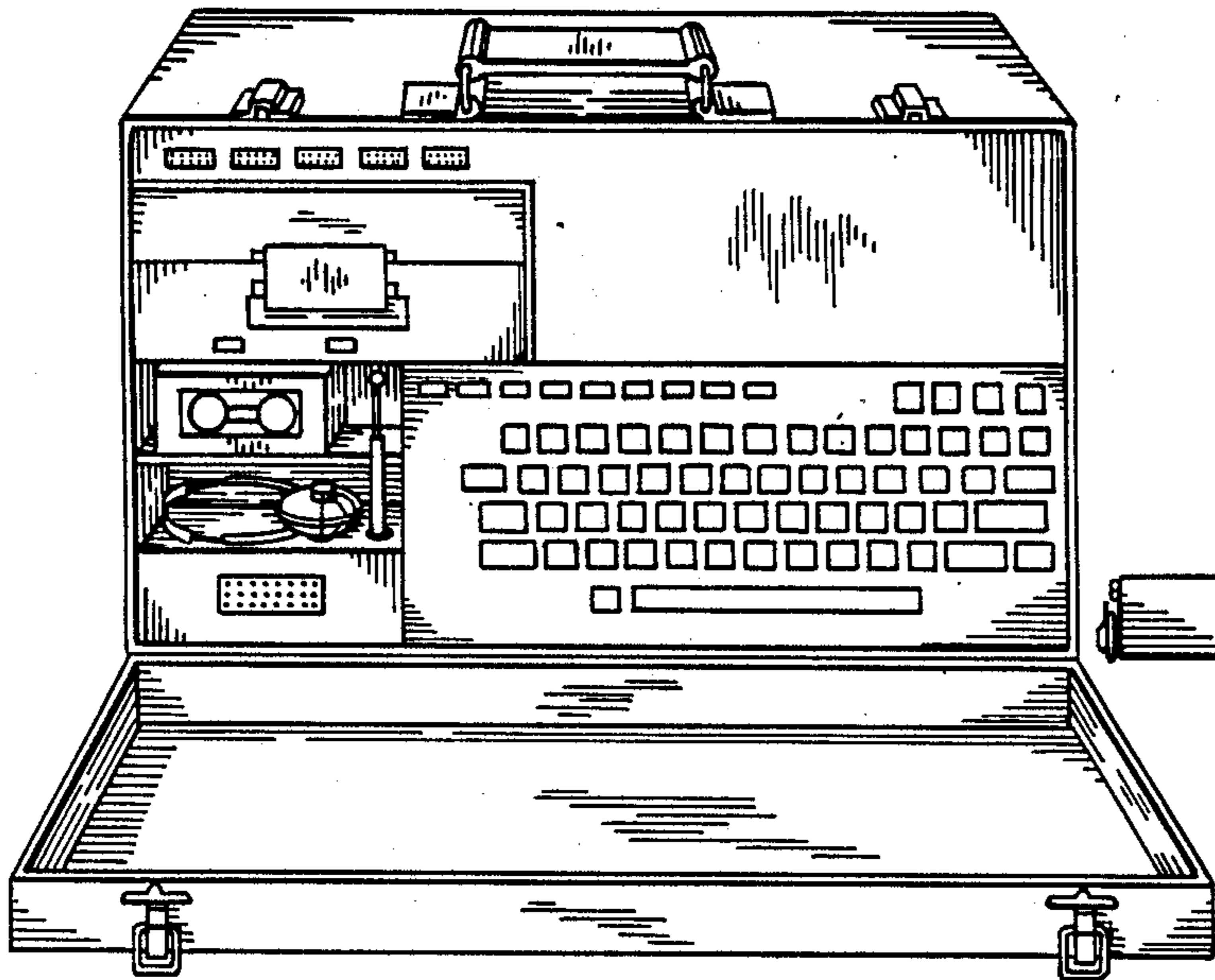


FIG-2

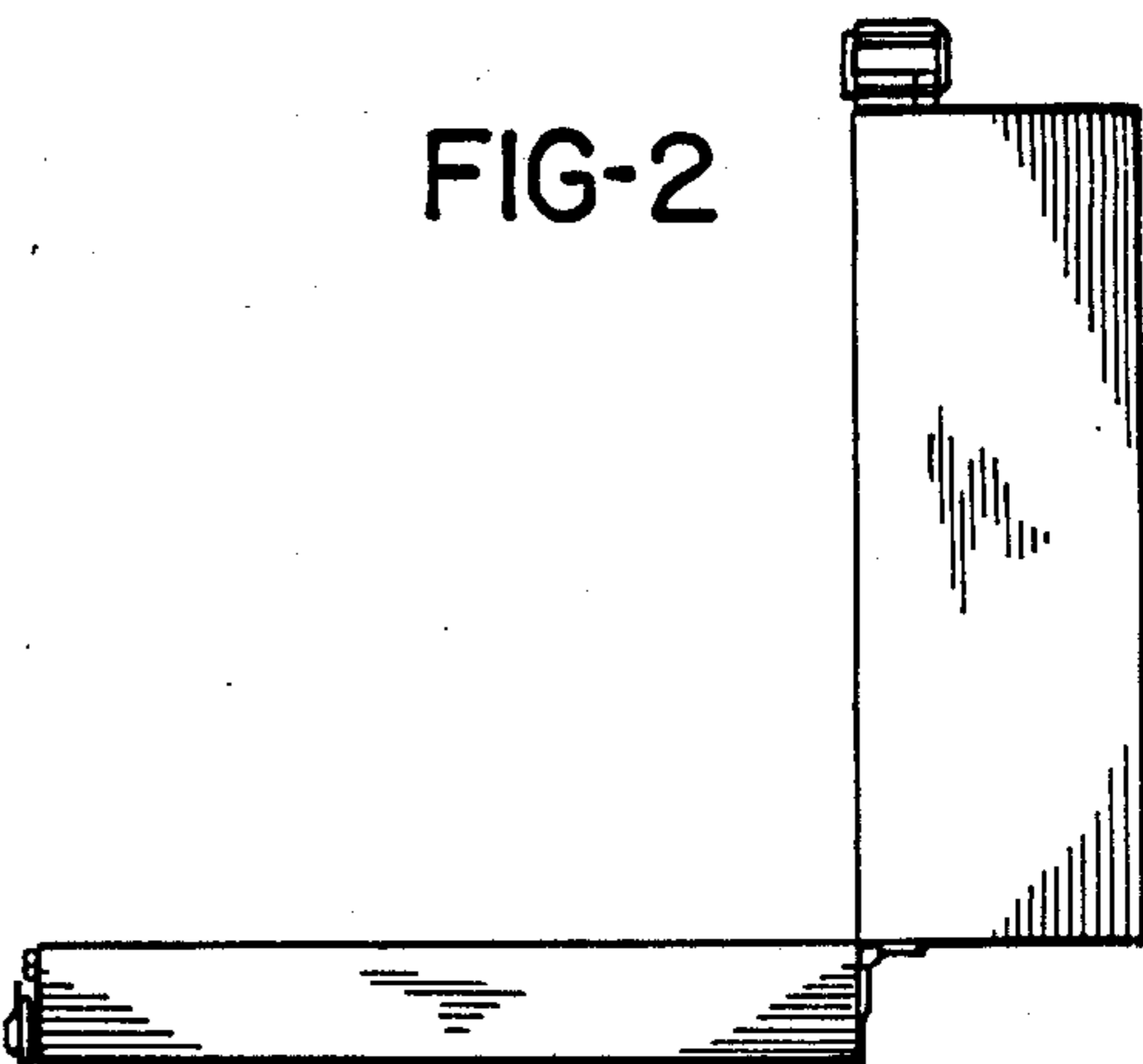


FIG-3




FIG-5

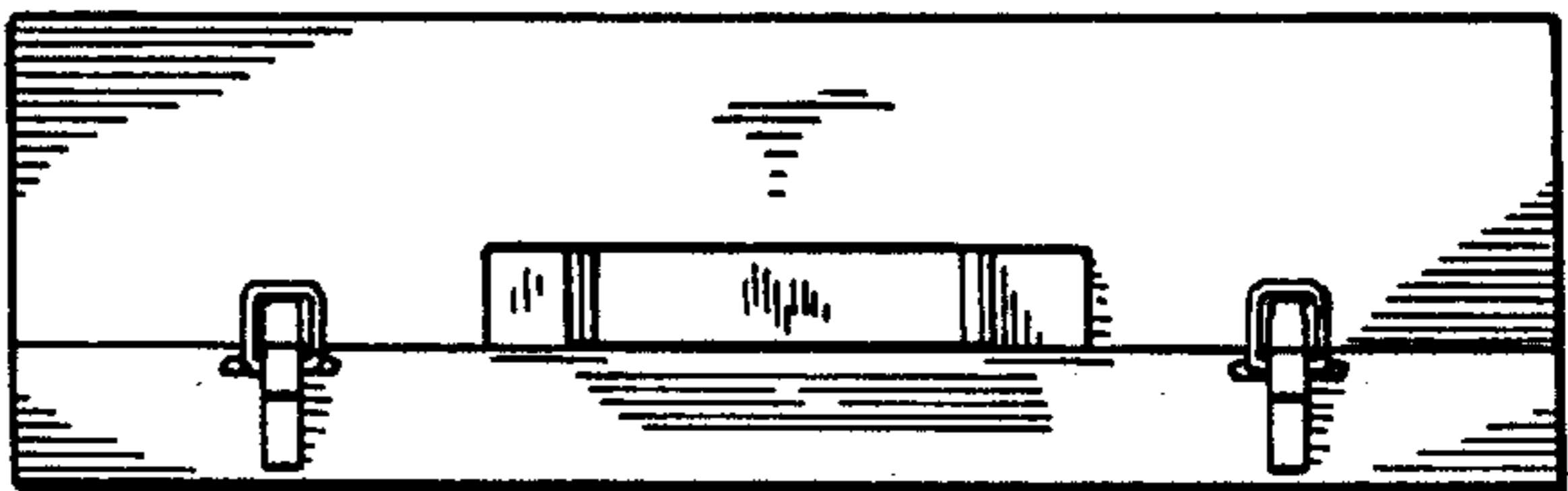


FIG-6




FIG-4




FIG-7

