

United States Patent [19]

McGuire

[11] Patent Number: **Des. 306,446**

[45] Date of Patent: **** Mar. 6, 1990**

[54] **SPACER BLOCK FOR OUTBOARD MOTORS OR THE LIKE**

[76] Inventor: **Michael J. McGuire, P.O. Box 1250, Milan, Ohio 44846**

[**] Term: **14 Years**

[21] Appl. No.: **122,427**

[22] Filed: **Nov. 19, 1987**

[52] U.S. Cl. **D15/4; D8/354; D12/317**

[58] Field of Search **D8/349, 354; D15/4; 248/641, 642; 440/900; D12/317**

[56] **References Cited**

U.S. PATENT DOCUMENTS

- D. 272,356 1/1984 Hall et al. D15/4
- D. 292,391 10/1987 Schlesch D12/317
- D. 297,013 8/1988 McGuire D15/4

- 4,239,172 12/1980 Spitzmesser 248/641
- 4,306,703 12/1981 Finze 440/900
- 4,406,632 9/1983 Blanchard 248/642
- 4,624,438 11/1986 Goodman, Jr. 248/642
- 4,836,811 6/1989 Griffiths et al. 248/642

Primary Examiner—**B. J. Bullock**
Attorney, Agent, or Firm—**Fay, Sharpe, Beall, Fagan, Minnich & McKee**

[57] **CLAIM**

The ornamental design for a spacer block for outboard motors or the like, as shown.

DESCRIPTION

FIG. 1 is a perspective view of a spacer block for outboard motors or the like showing my new design; FIG. 2 is a front elevational view thereof; FIG. 3 is a right side elevational view thereof; FIG. 4 is a left side elevational view thereof; FIG. 5 is a top plan view thereof; and FIG. 6 is a bottom plan view thereof.

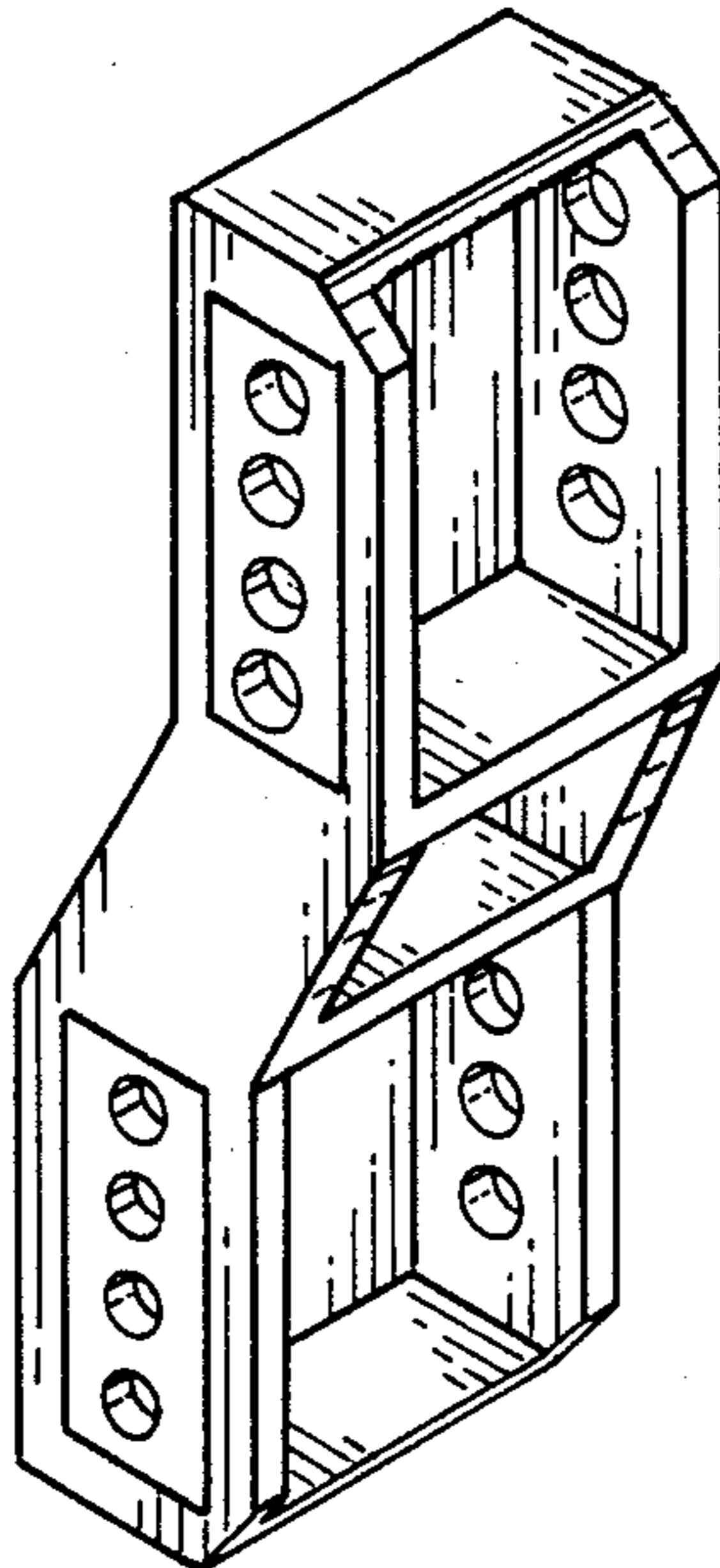


FIG. 1

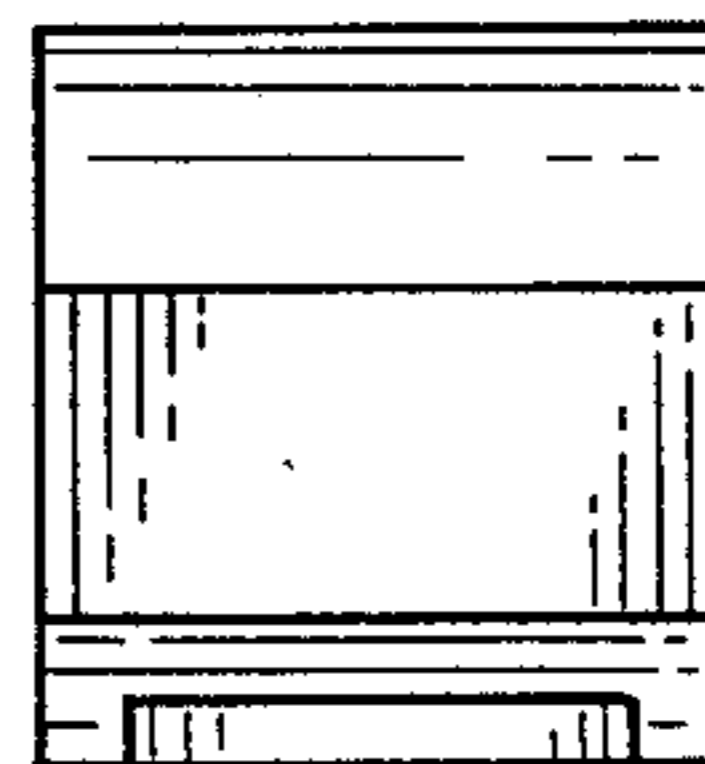
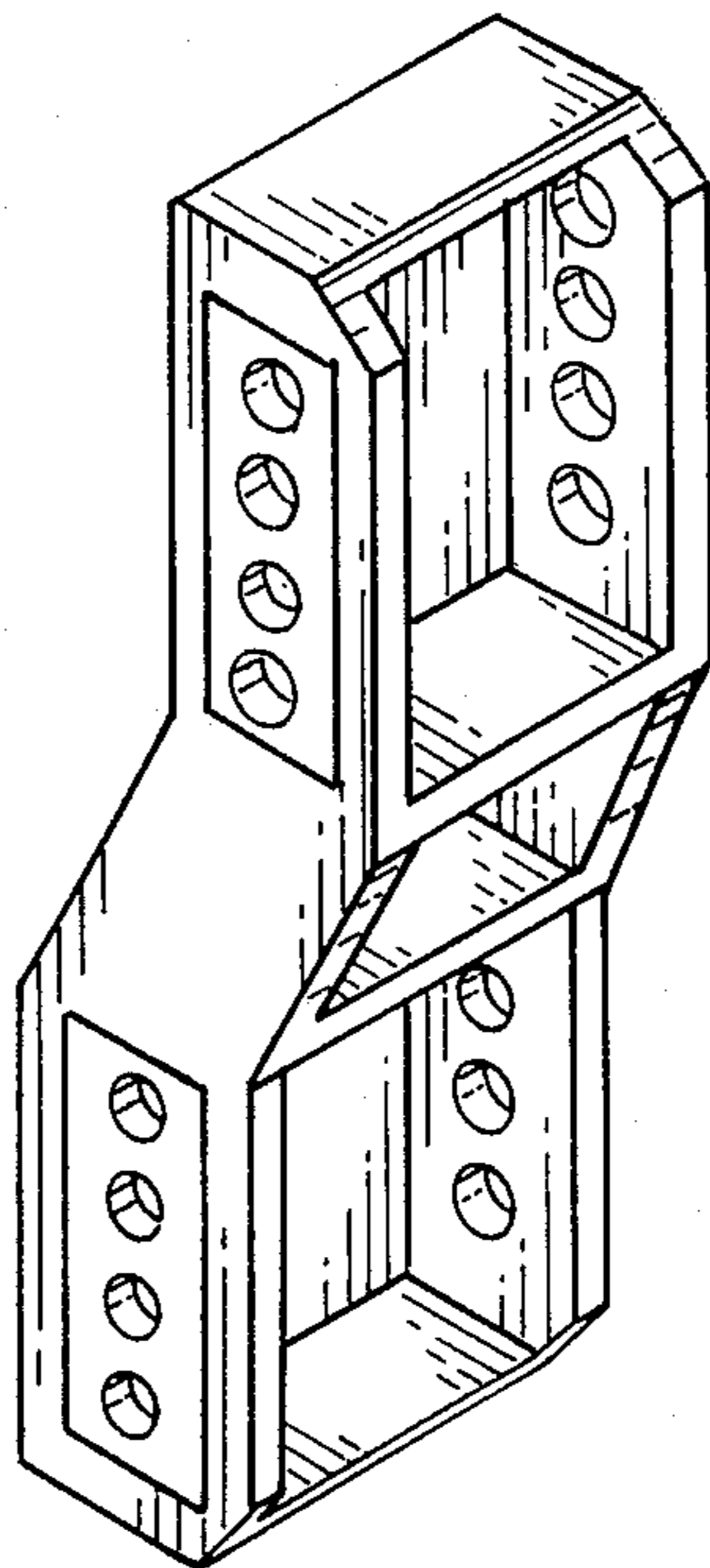


FIG. 5




FIG. 4

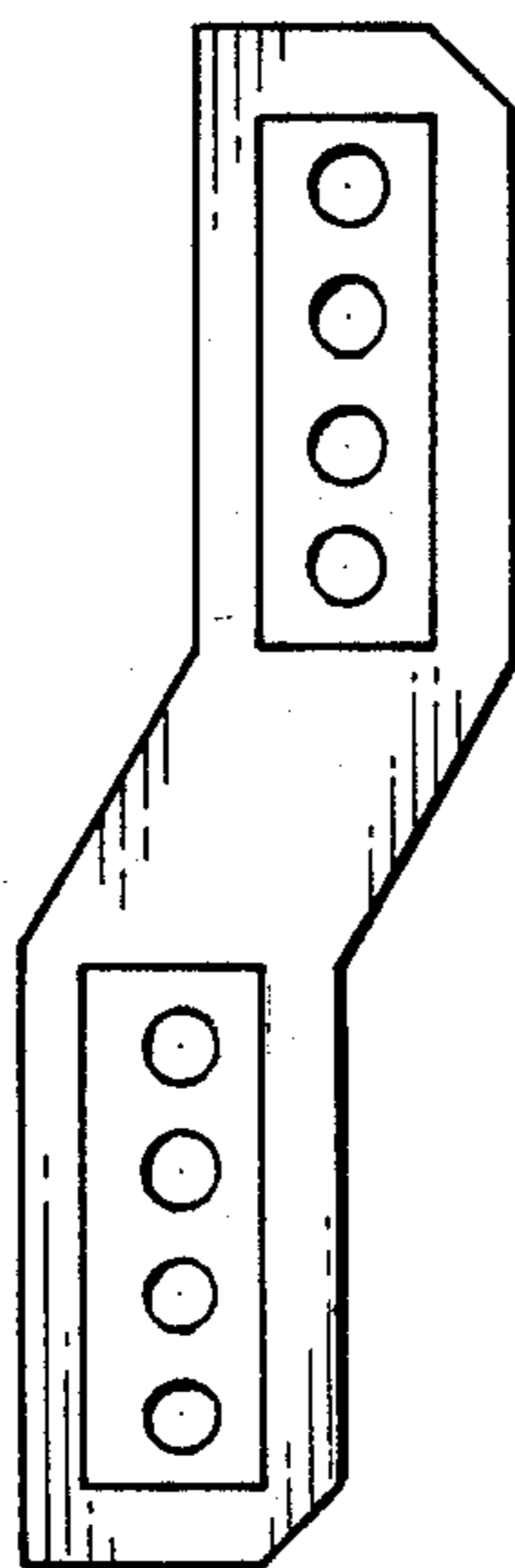


FIG. 2

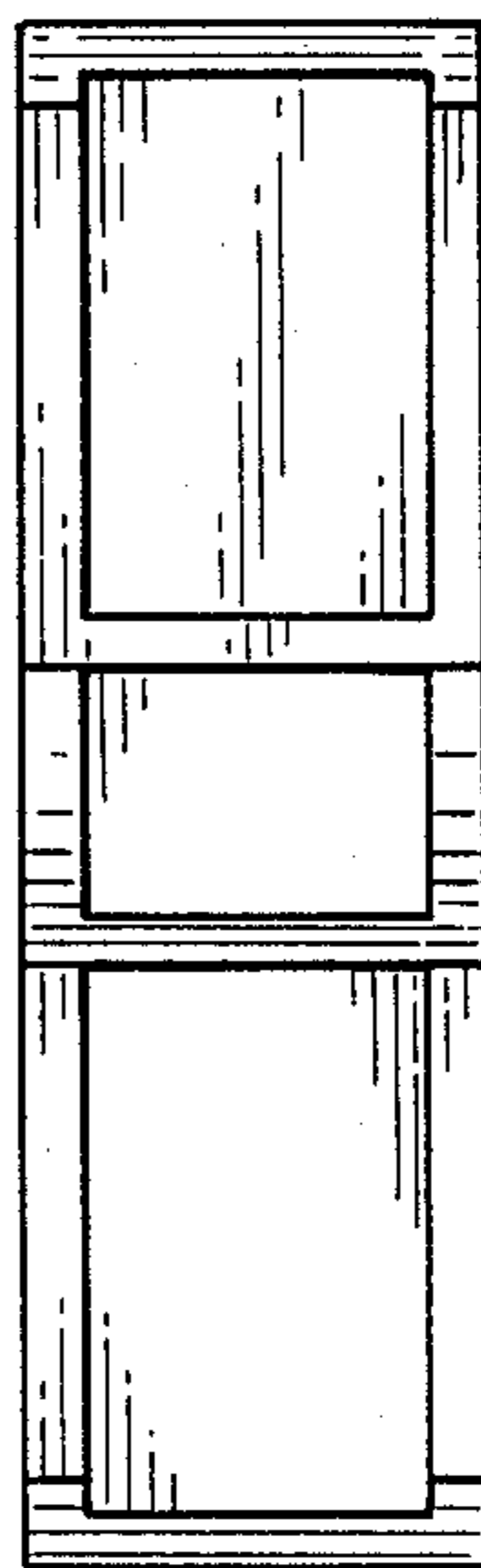


FIG. 3

FIG. 6

