

[54] VEHICULAR HANDSET TELEPHONE CONTROL UNIT OR SIMILAR ARTICLE

[75] Inventors: Terrance N. Taylor, Cary; Albert L. Nagele, Wilmette, both of Ill.

[73] Assignee: Motorola, Inc., Schaumburg, Ill.

[**] Term: 14 Years

[21] Appl. No.: 288,054

[22] Filed: Dec. 21, 1988

[52] U.S. Cl. D14/138; D14/248

[58] Field of Search D14/147, 148, 138, 142, D14/248; 379/433, 440, 428, 419, 58, 59; 455/89, 90

- D. 293,442 12/1987 Richardson et al. .
- D. 294,496 3/1988 Drakulovic et al. .
- D. 294,500 3/1988 Drakulovic et al. .
- D. 295,624 5/1988 Garcia .
- D. 295,745 5/1988 Reichenstein .
- D. 295,973 5/1988 Nagele D14/147
- D. 295,975 5/1988 Taylor et al. .
- D. 297,009 8/1988 Grambush et al. .
- D. 298,829 12/1988 Watanake D14/138

OTHER PUBLICATIONS

New York Times: 10/30/84 at p. D15; Motorola Portable and/or Telephones, NUS 8000x; 6000x; 4000; 2000x.

Primary Examiner—Horace B. Fay, Jr.

Attorney, Agent, or Firm—Raymond A. Janski; Rolland R. Hackbart

[56] References Cited

U.S. PATENT DOCUMENTS

- D. 248,758 8/1978 Krolopp et al. .
- D. 270,835 10/1983 Taylor D14/147
- D. 271,491 11/1983 Taylor .
- D. 275,006 8/1984 Danielson et al. .
- D. 284,471 7/1986 Felix et al. .
- D. 285,555 9/1986 Fukutani .
- D. 286,778 11/1986 Beaumont .
- D. 288,442 2/1987 Brown .
- D. 289,283 4/1987 Kajita .
- D. 291,199 8/1987 Watanabe .
- D. 291,564 8/1987 Kajita .
- D. 292,285 10/1987 Kando .
- D. 292,513 10/1987 Gilberton .
- D. 292,578 11/1987 Taylor .
- D. 292,920 11/1987 Taylor .
- D. 293,237 12/1987 Brown .

[57] CLAIM

The ornamental design for a vehicular handset telephone control unit or similar article, as shown and described.

DESCRIPTION

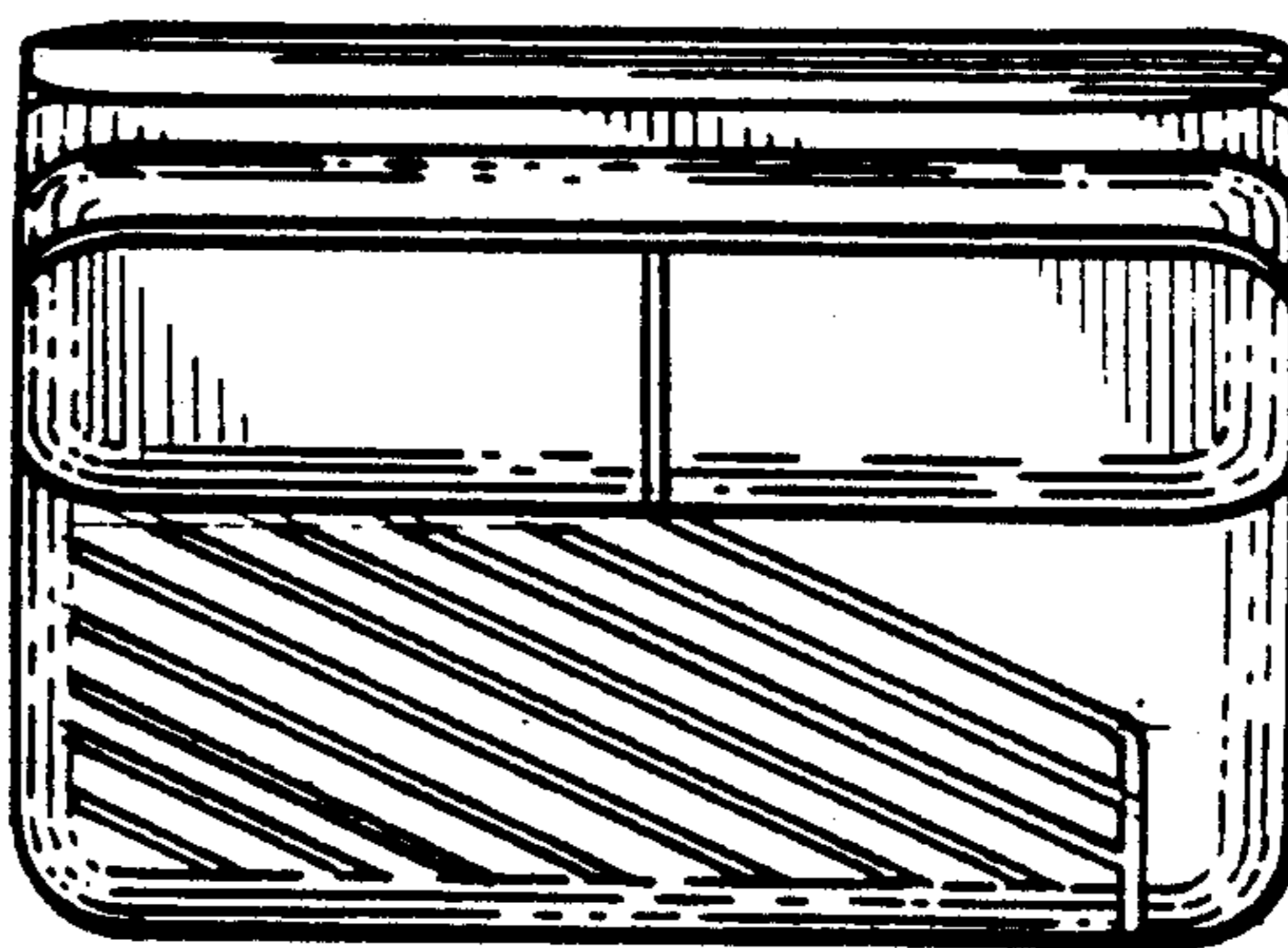
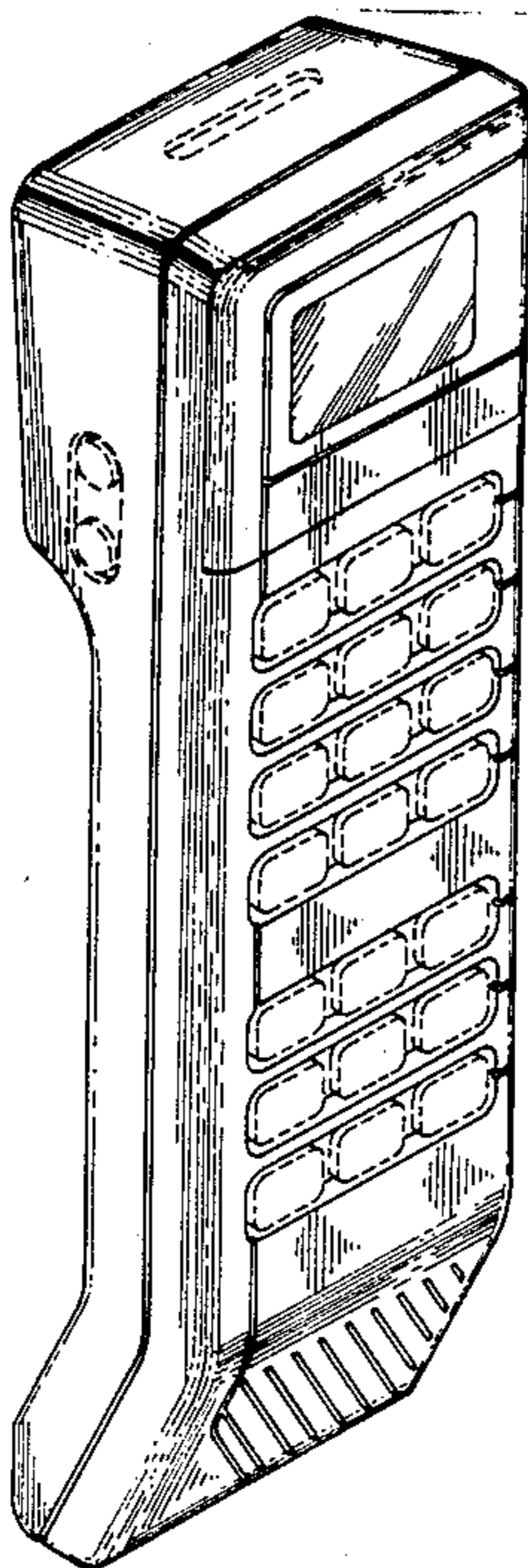
FIG. 1 is a left side, top and front perspective view of a vehicular handset telephone control unit or similar article showing our new design;

FIG. 2 is a right side elevational view thereof;

FIG. 3 is a rear elevational view thereof; and

FIG. 4 is a bottom plan view thereof.

The broken line showing of sundry areas in FIG. 1 on the left side, top and front, including pushbuttons; and ear piece and display panel in FIG. 3 is for illustrative purposes only and forms no part of the claimed design.



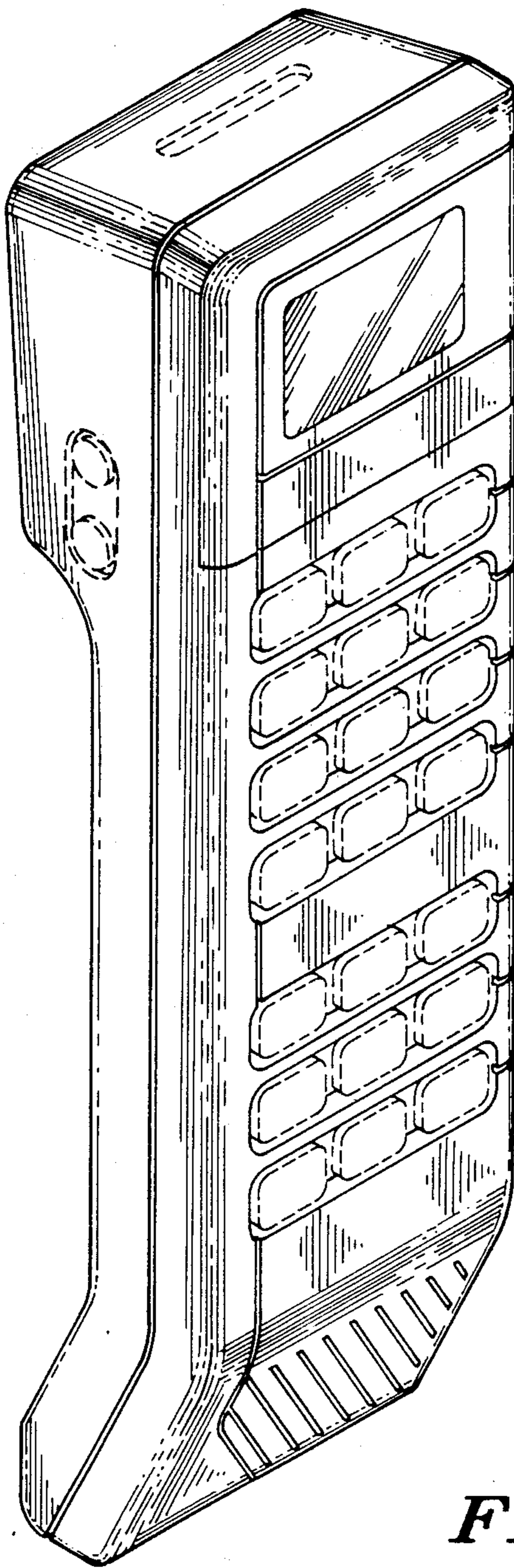


FIG. 1

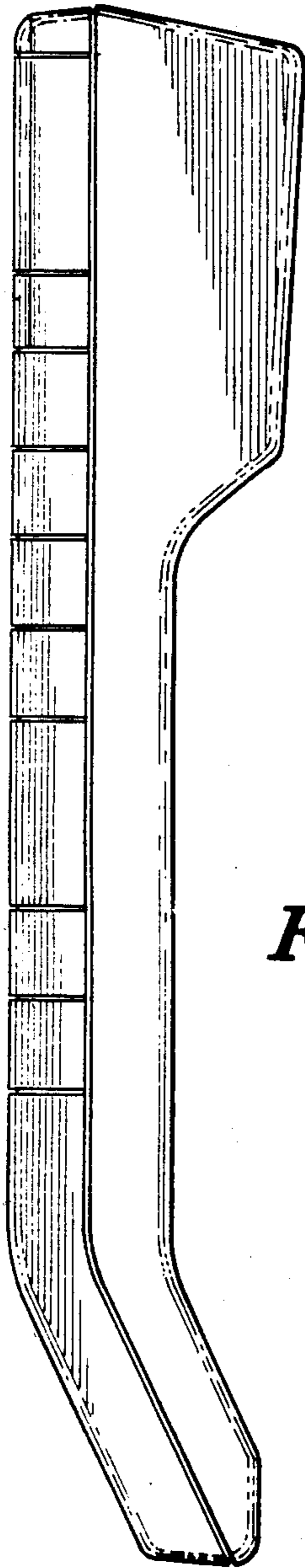


FIG. 2




FIG. 3

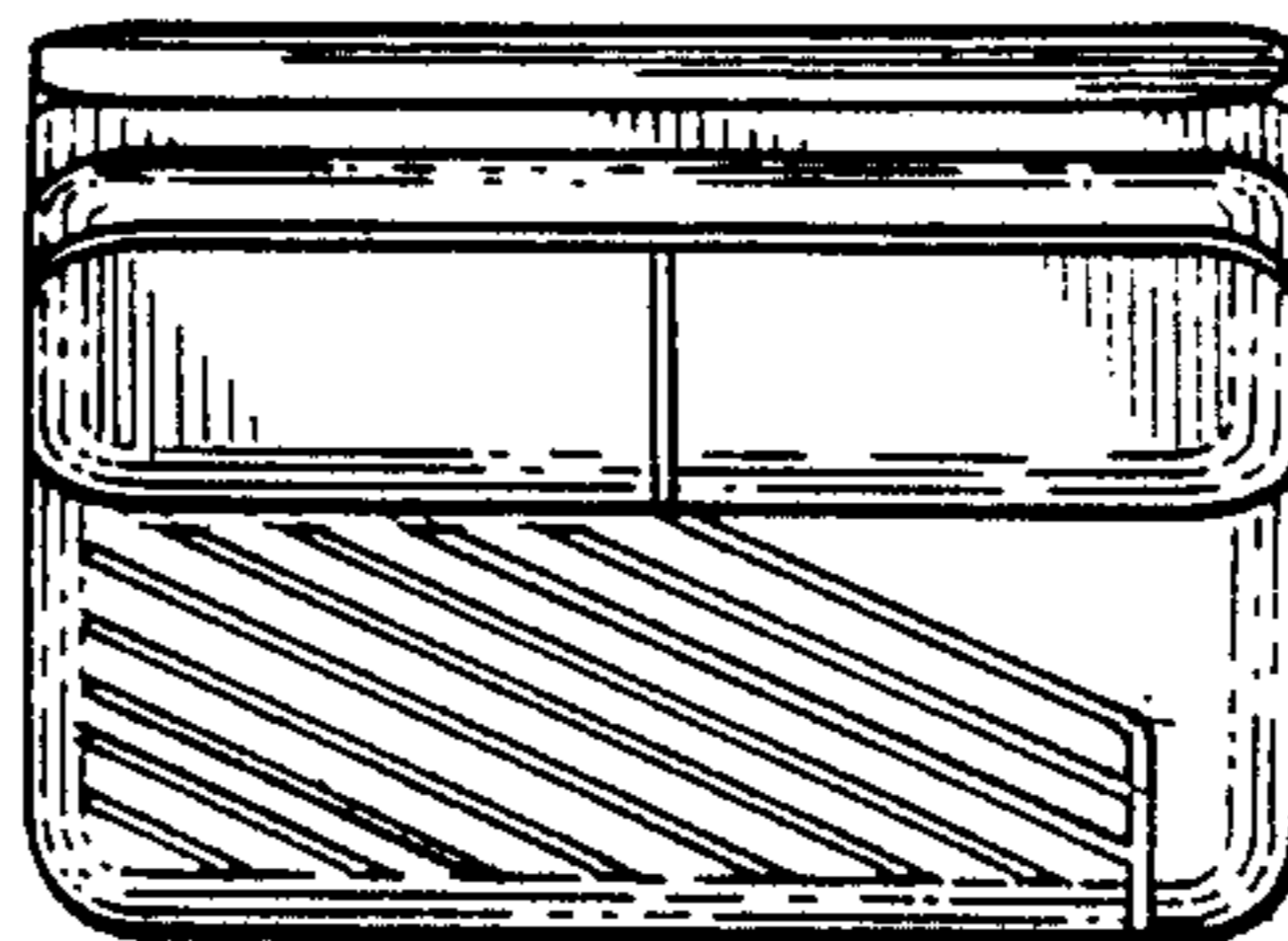


FIG. 4