

[54] **PORTABLE TELEVISION SET**

[75] **Inventor: Hiroshi Nakatsuka, Tokyo, Japan**

[73] **Assignee: Casio Computer Co., Ltd., Tokyo, Japan**

[**] **Term: 14 Years**

[21] **Appl. No.: 111,557**

[22] **Filed: Oct. 16, 1987**

[52] **U.S. Cl. D14/126**

[58] **Field of Search D14/125-134, D14/113; 358/236, 254, 255; 312/7.2**

[56] **References Cited**

U.S. PATENT DOCUMENTS

- D. 272,908 3/1984 Matsuo D14/126
- D. 293,907 1/1988 Matsuo D14/126
- D. 298,245 10/1988 Nakamaru D14/126

OTHER PUBLICATIONS

Video Review, Mar. 1986, p. 20, Left-Panasonic LCD TV.

Video Review, Sep. 1986, p. 108, left center-palm sized Citizen TV.

Video Review, Dec. 1986, p. 82, top left-Seiko LCD TV, Model LVD-302.

Primary Examiner—Bernard Ansher
Assistant Examiner—Theodore M. Shooman
Attorney, Agent, or Firm—Frishauf, Holtz, Goodman & Woodward

[57] **CLAIM**

The ornamental design for a portable television set, as shown.

DESCRIPTION

FIG. 1 is a front elevational view of a portable television set showing my new design;
FIG. 2 is a top plan view thereof;
FIG. 3 is a right side elevational view thereof;
FIG. 4 is a left side elevational view thereof;
FIG. 5 is a bottom plan view thereof;
FIG. 6 is a rear elevational view thereof; and
FIG. 7 is a top, front and right side perspective view thereof.

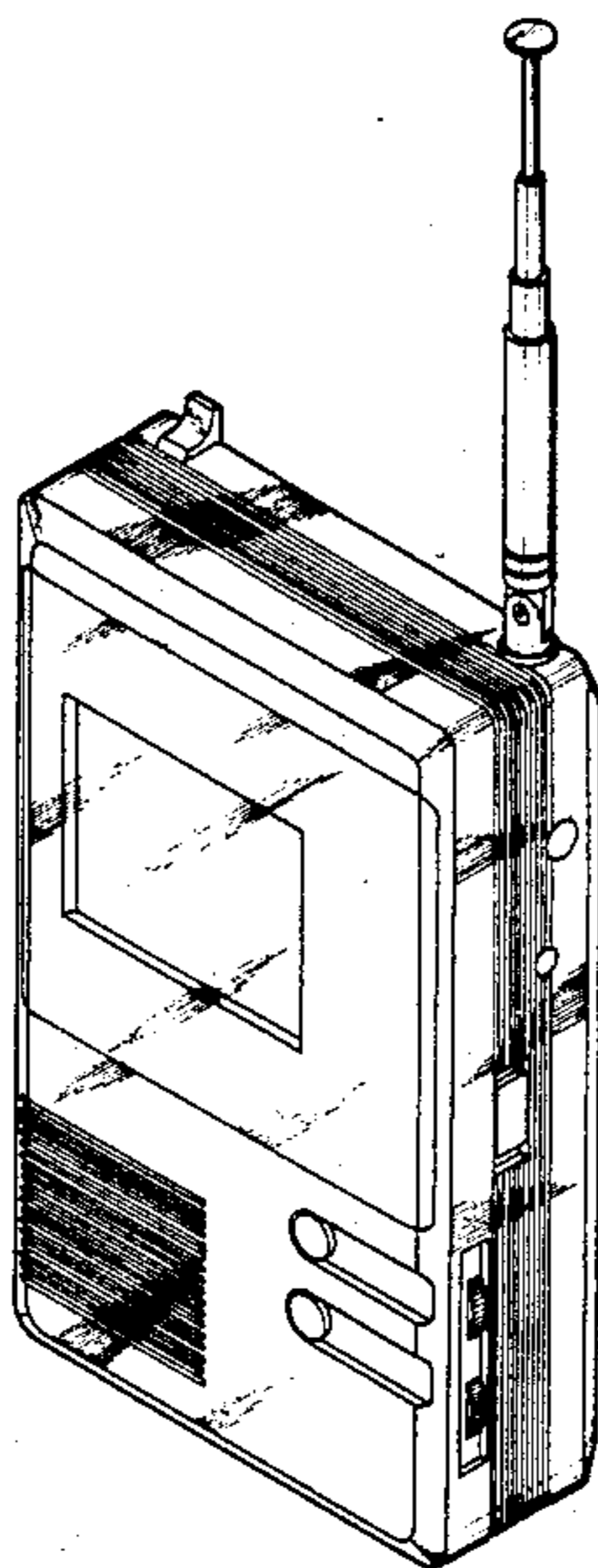


FIG. 2




FIG. 4

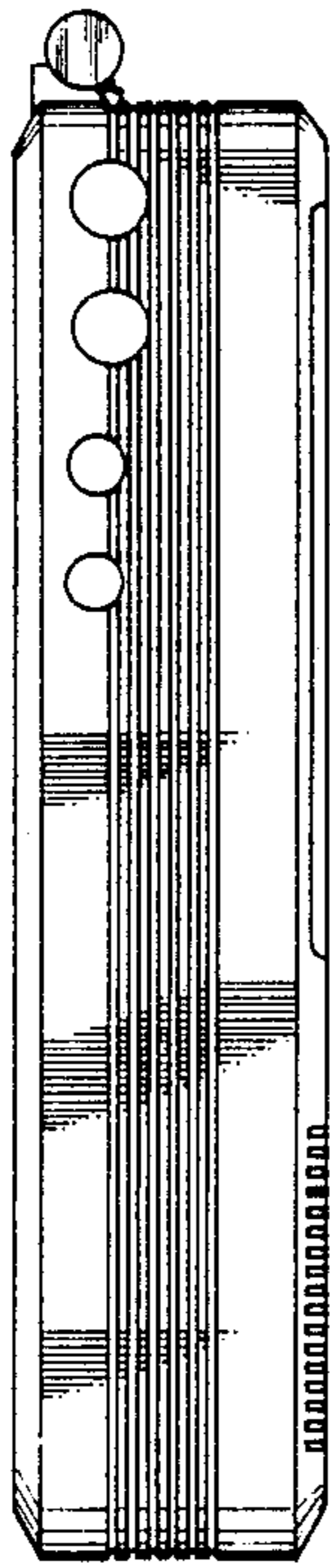


FIG. 1

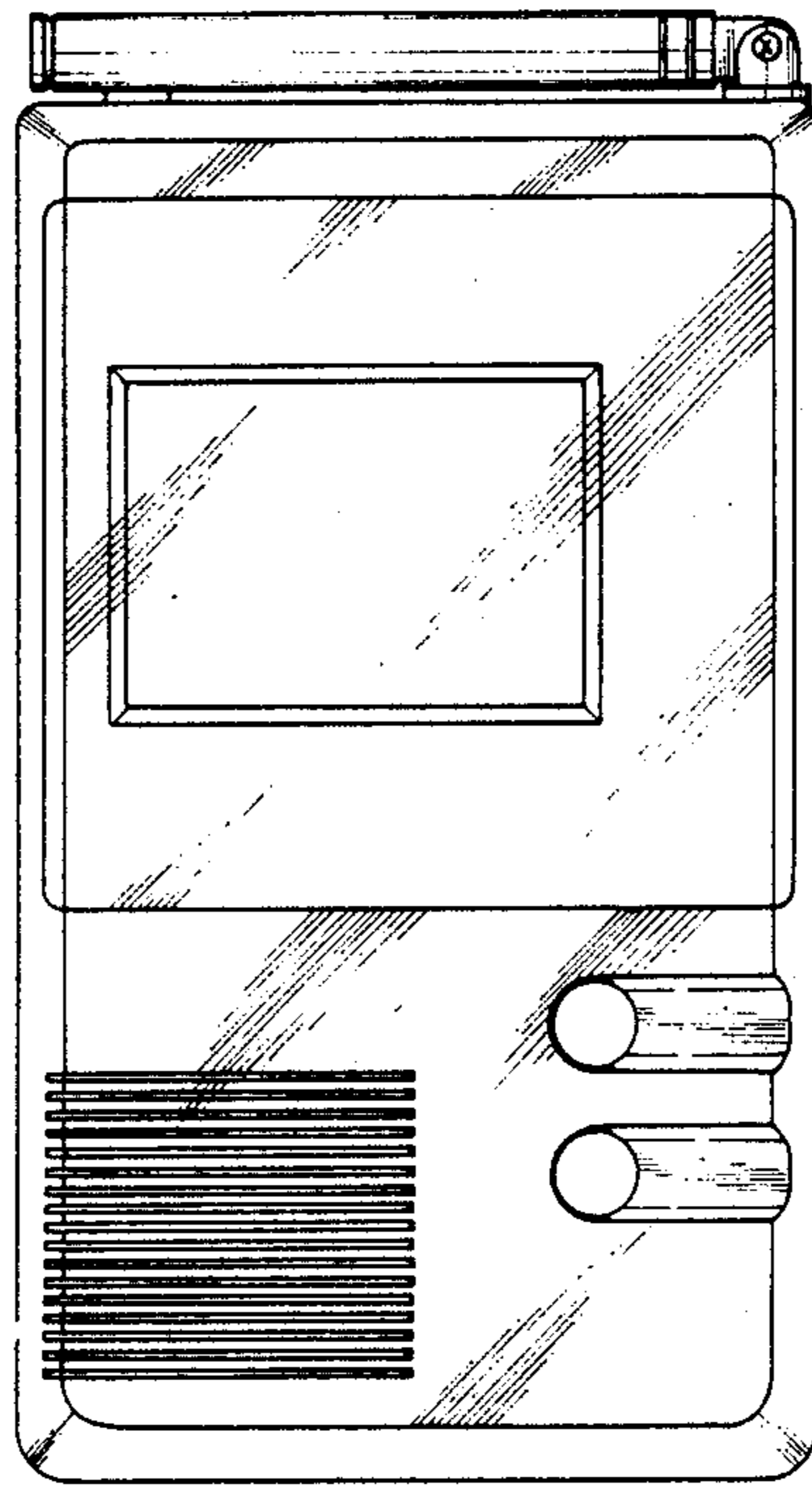


FIG. 3

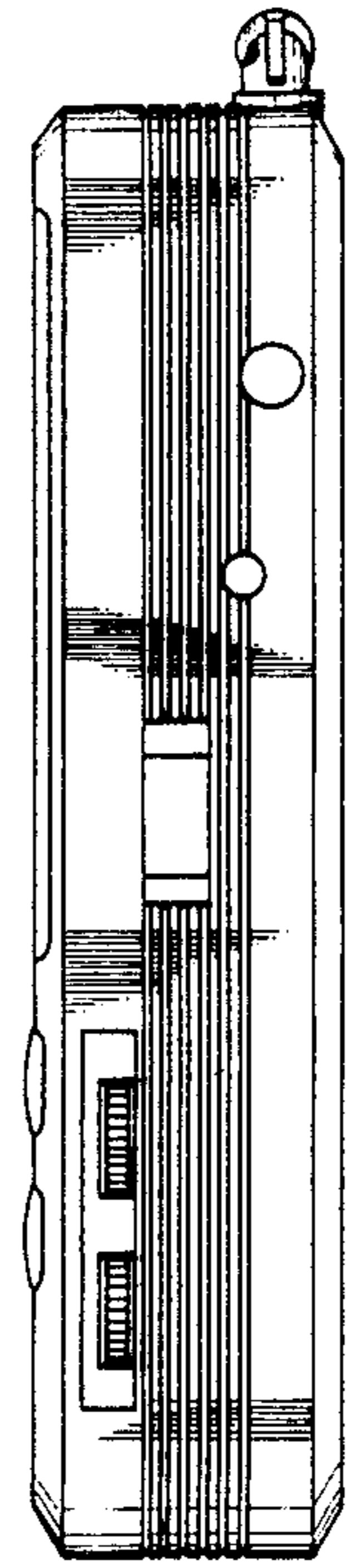


FIG. 5

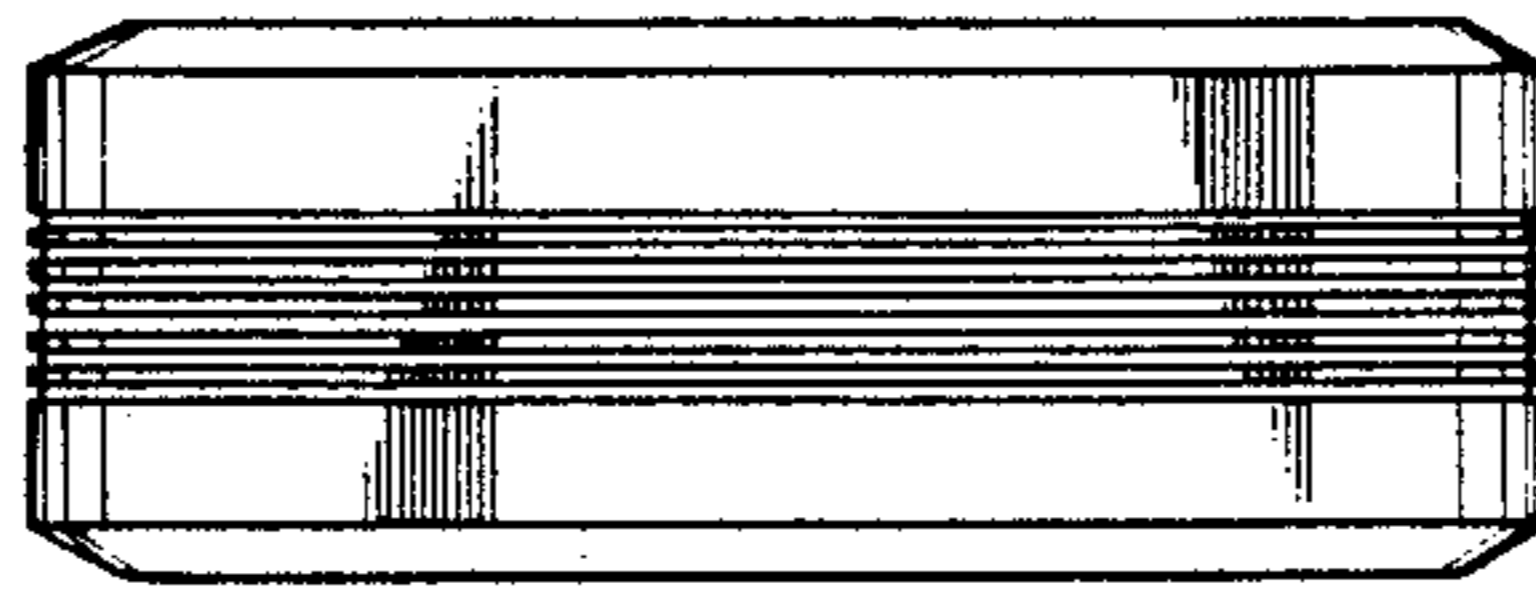


FIG. 6




FIG. 7

