

[54] **PACKAGING CONTAINER FOR BALL STEM VALVE MEMBERS**

[75] **Inventor: Charles P Hill, Indianapolis, Ind.**

[73] **Assignee: Masco Corporation of Indiana, Taylor, Mich.**

[\*] **Notice: The portion of the term of this patent subsequent to Mar. 1, 2002 has been disclaimed.**

[\*\*] **Term: 14 Years**

[21] **Appl. No.: 894,008**

[22] **Filed: Aug. 7, 1986**

[52] **U.S. Cl. .... D9/415**

[58] **Field of Search ..... D9/414, 415, 418, 424, D9/425, 341, 345, 347; 206/460-465, 806, 44 R, 44.13, 45.31, 45.33; 229/87 R, 87 H**

[56] **References Cited**

**U.S. PATENT DOCUMENTS**

D. 244,428 5/1977 Gardner ..... D9/415

D. 262,095 12/1981 Takahashi ..... D9/415  
D. 281,580 12/1985 Stevens ..... D9/415  
D. 283,489 4/1986 Stevens ..... D9/415  
D. 290,584 6/1987 Lotterer ..... D9/415  
D. 294,465 3/1988 Hill ..... D9/415  
4,432,102 2/1984 Woodruff et al. .... 206/461  
4,651,873 3/1987 Stolcenberg et al. .... 206/806

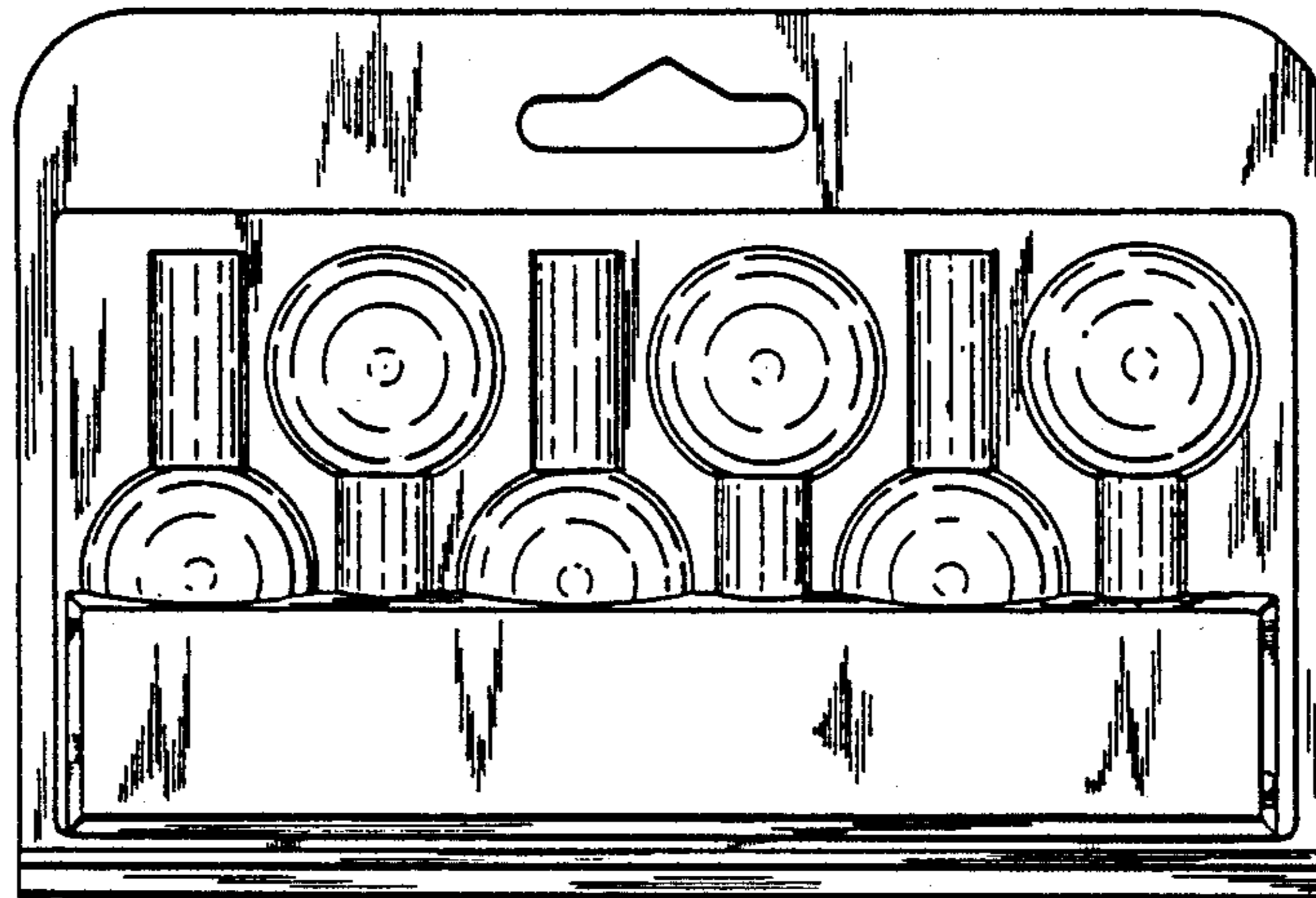
*Primary Examiner*—Bernard Ansher  
*Assistant Examiner*—Prabhakar Deshmukh  
*Attorney, Agent, or Firm*—Steven L. Permut; Malcolm L. Sutherland

[57] **CLAIM**

The ornamental design for a packaging container for ball stem valve members, as shown.

**DESCRIPTION**

FIG. 1 is a front elevation of a packaging container for ball stem valve members showing my new design; FIG. 2 is a top plan view thereof; FIG. 3 is a bottom plan view thereof; FIG. 4 is a left side elevation thereof; FIG. 5 is a right side elevation thereof; and FIG. 6 is a rear elevation thereof.






FIG. 2.




FIG. 4.

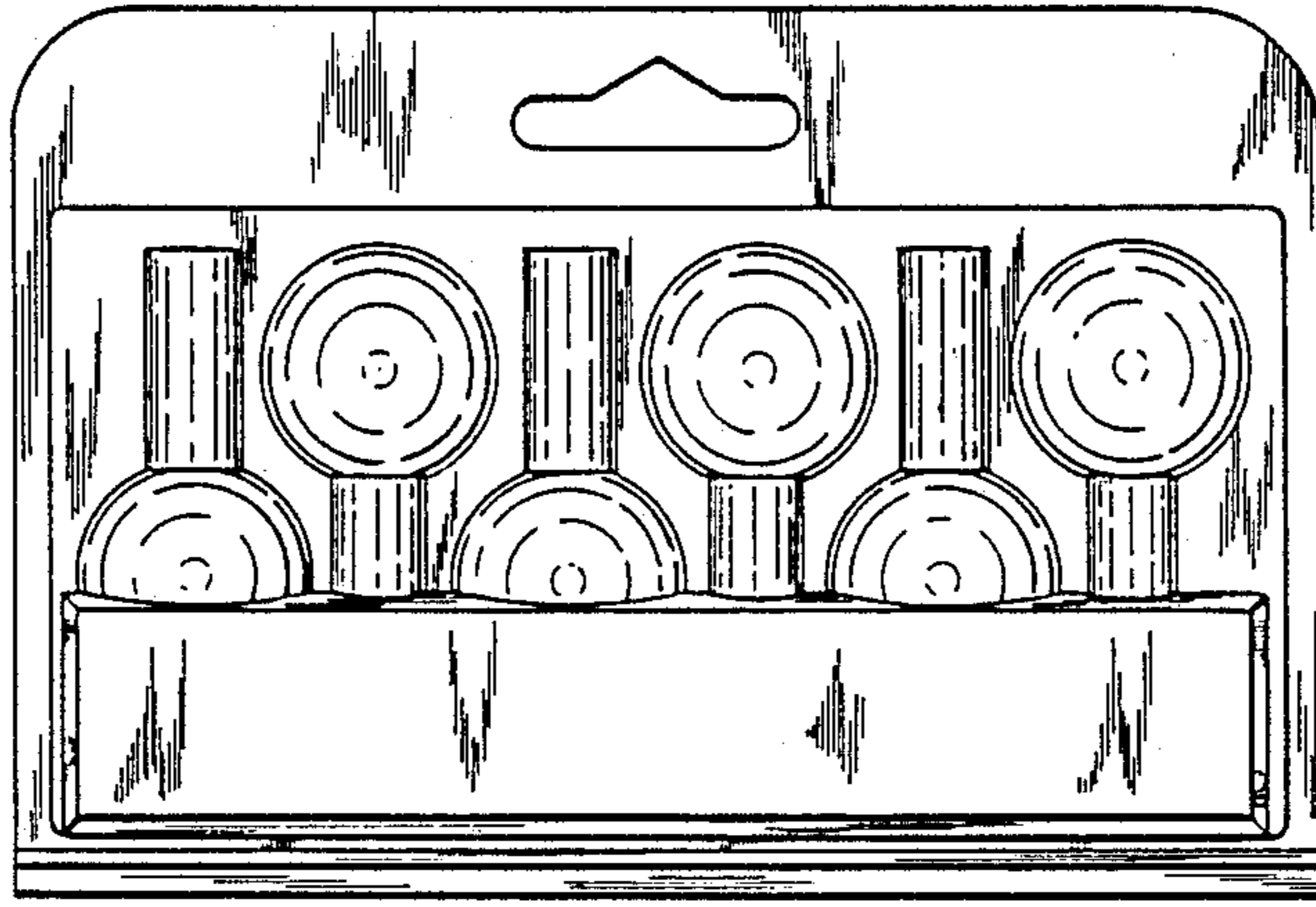


FIG. 1.




FIG. 5.




FIG. 3.

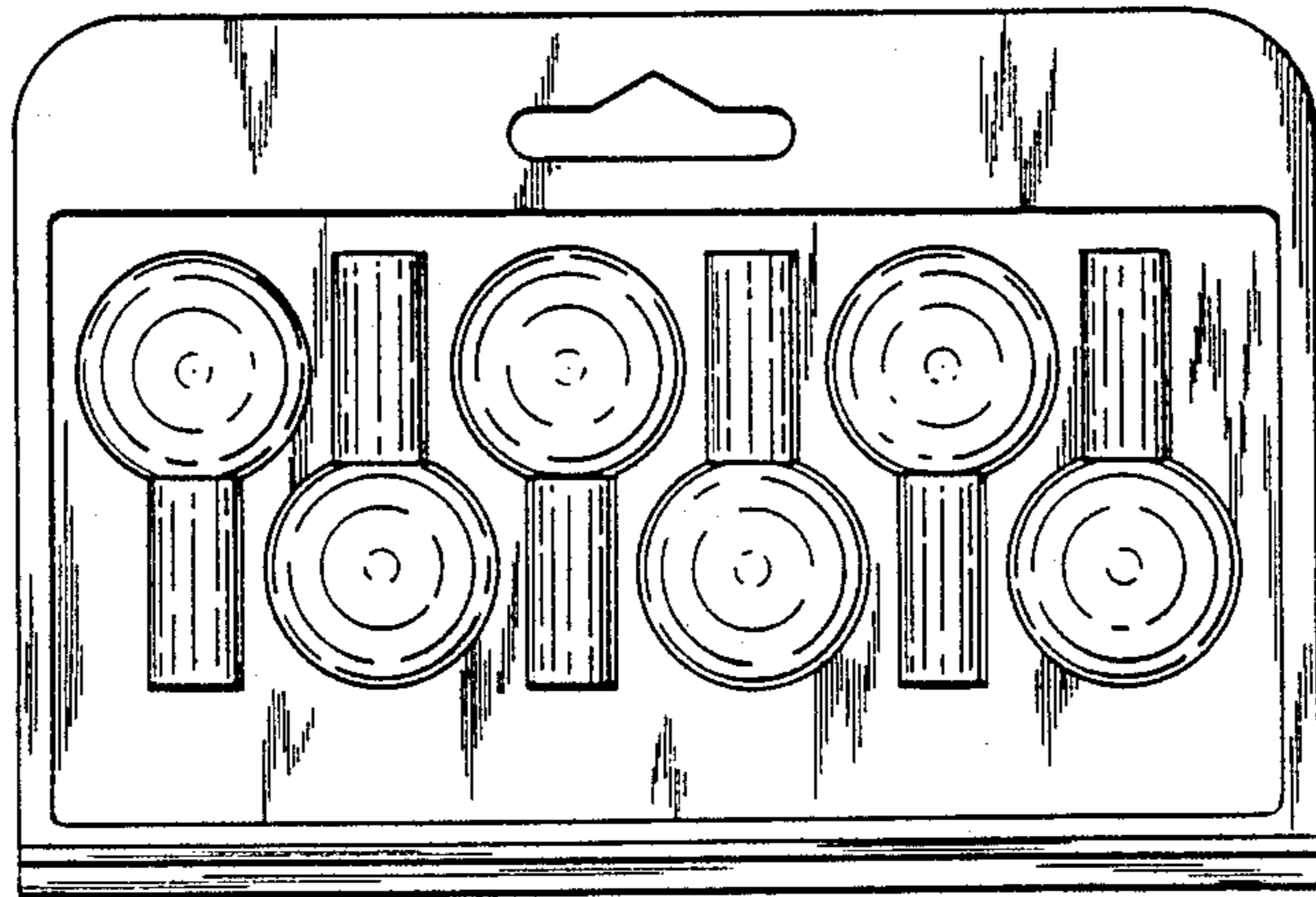


FIG. 6.