

[54] WRIST BRACE

[76] Inventor: Wesley L. Hamilton, 2619 N.
Confederate St., Tyler, Tex. 75702

[**] Term: 14 Years

[21] Appl. No.: 857,809

[22] Filed: Apr. 28, 1986

[52] U.S. Cl. D29/20; D24/64

[58] Field of Search D29/20; D24/49, 64;
D21/233, 196, 191; 2/158, 161 R, 161 A

[56] References Cited

U.S. PATENT DOCUMENTS

D. 236,142	7/1975	Lewis	D21/233
D. 238,520	1/1976	Borenstein	D2/361
D. 239,220	3/1976	Norman	273/54 B
D. 242,172	11/1976	Borenstein	D2/361
D. 259,955	7/1981	Helferich	D21/233
D. 266,345	9/1982	Bigham	D21/233
D. 270,556	9/1983	Kneisley	D21/233

D. 274,386	6/1984	Tanaka	D2/361
D. 275,219	8/1984	Scales	D21/234
D. 285,821	9/1986	Kneisley	D21/233
1,790,381	1/1931	Keller	273/54 B
3,779,550	12/1973	Benoun	273/54 B
3,790,168	2/1974	Hashimoto	2/161 A

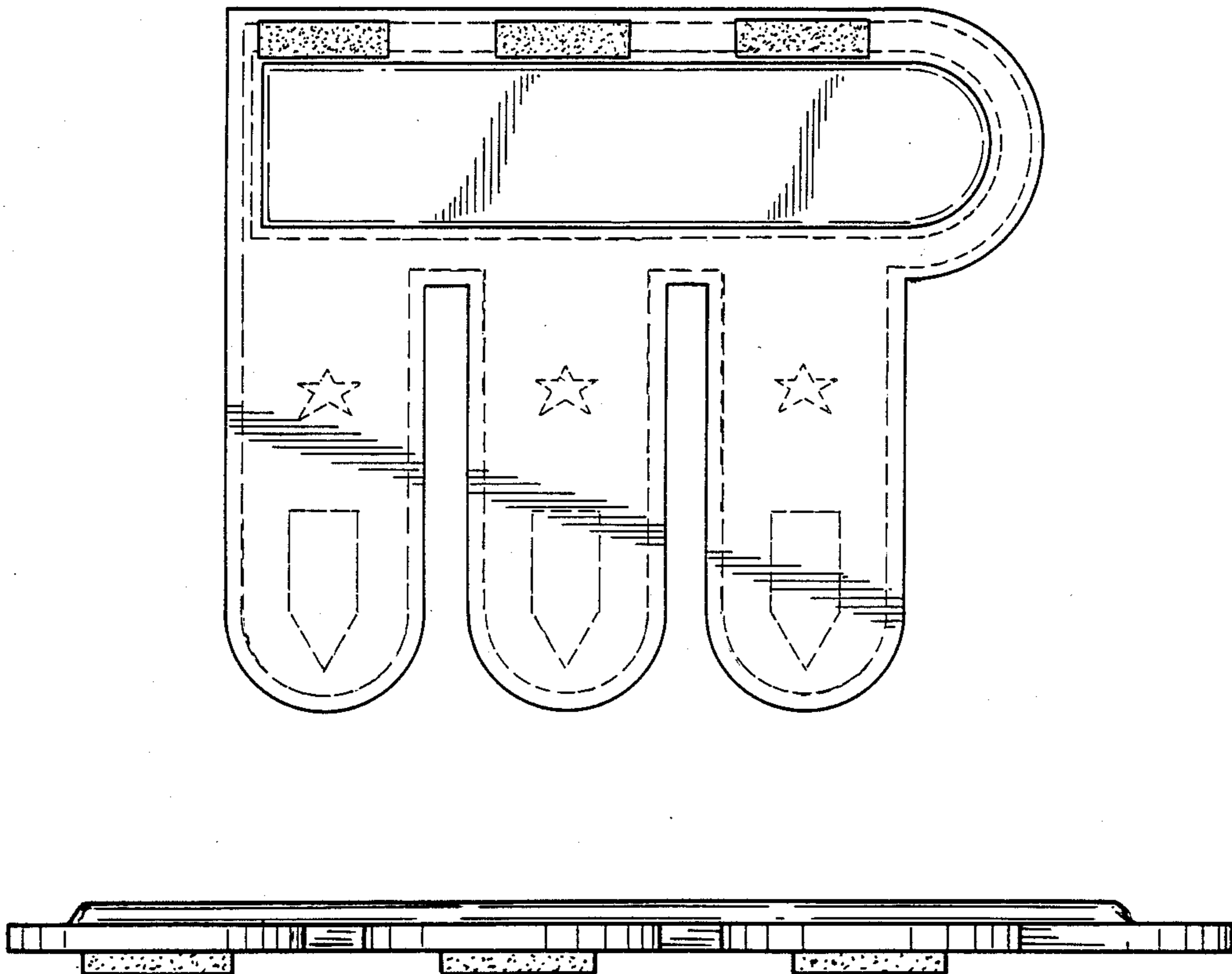
Primary Examiner—Louis S. Zarfes
Assistant Examiner—R. T. Seifert
Attorney, Agent, or Firm—Terry M. Gernstein

[57] CLAIM

The ornamental design for a wrist brace, as shown.

DESCRIPTION

FIG. 1 is a top plan view of a wrist brace showing my new design;
FIG. 2 is a right side elevational view thereof;
FIG. 3 is a left side elevational view thereof;
FIG. 4 is a bottom plan view;
FIG. 5 is a front elevational view; and
FIG. 6 is a rear elevational view.



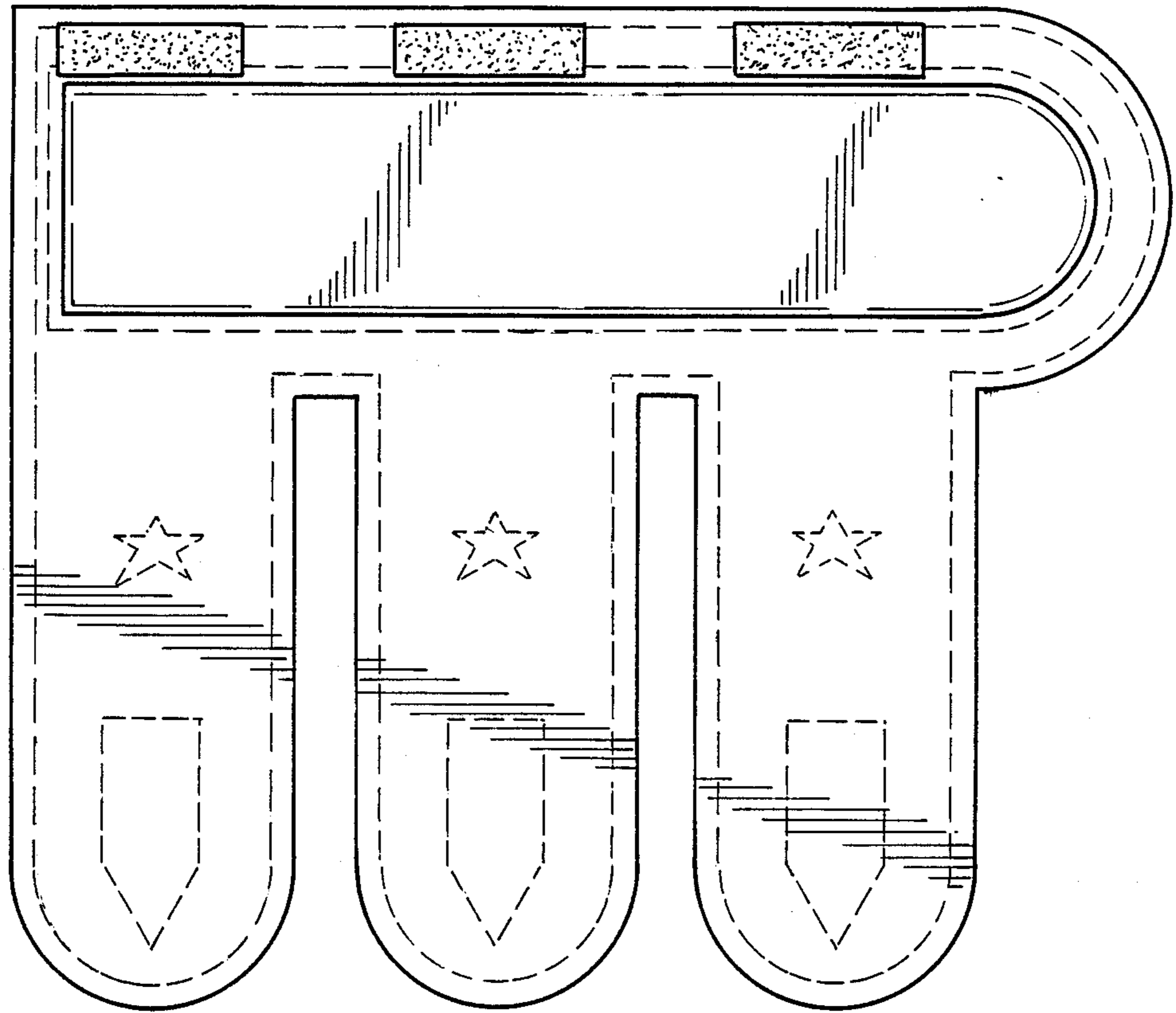


Fig. 1

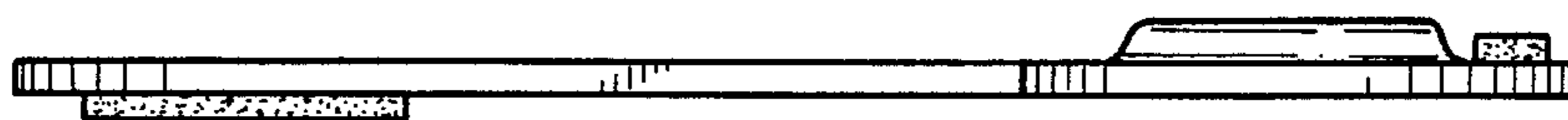


Fig. 2

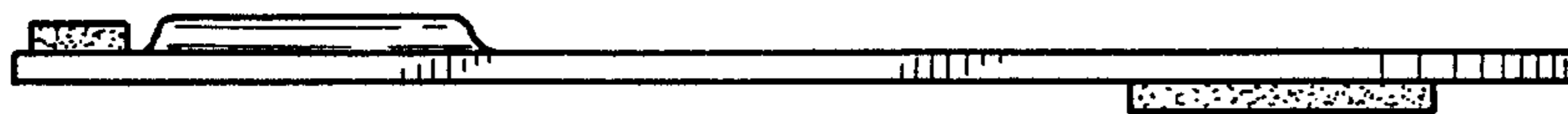


Fig. 3

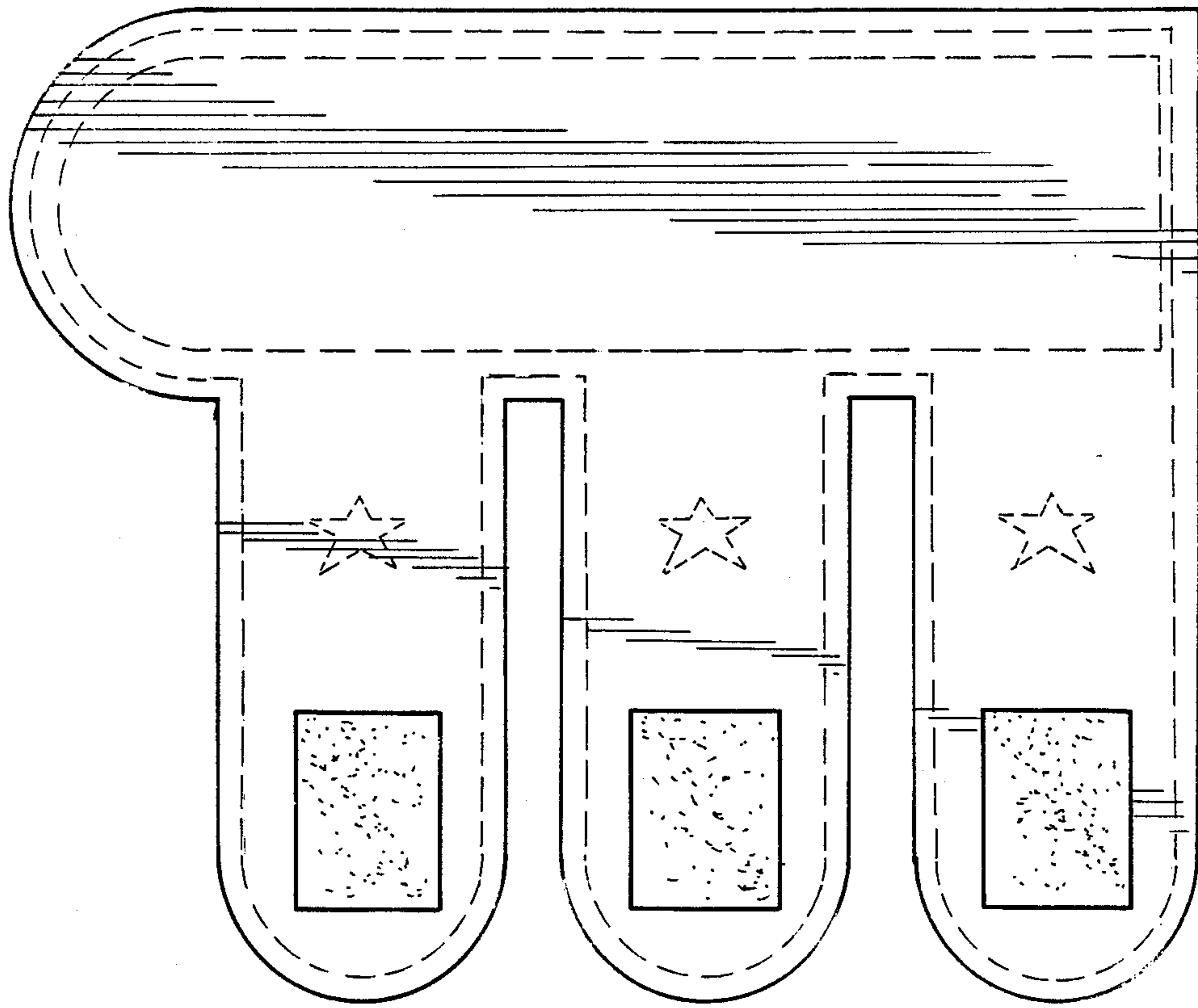


Fig. 4



Fig. 5

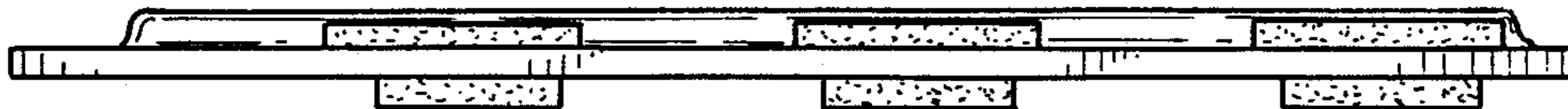


Fig. 6