

[54] **DELAYED ACTION DOSAGE UNIT FOR
RELEASING MEDICAMENTS OR THE LIKE
IN RUMINANTS**

[75] **Inventor: Robert J. Gyurik, Downingtown, Pa.**

[73] **Assignee: SmithKline Beckman Corporation,
Philadelphia, Pa.**

[**] **Term: 14 Years**

[21] **Appl. No.: 932,979**

[22] **Filed: Nov. 19, 1986**

[52] **U.S. Cl. D24/63**

[58] **Field of Search D24/63, 23; 604/891.1,
604/890, 93, 131, 140-143, 145, 403; 128/630,
631; 222/641, 3, 5, 638, 639, 642, 644; 102/367,
368**

[56] **References Cited**

U.S. PATENT DOCUMENTS

3,797,492 3/1974 Place 604/890.1
4,239,040 12/1980 Hosoya et al. .
4,312,347 1/1982 Magoon et al. 604/891.1

4,425,117 1/1984 Hugemann et al. 604/93
4,439,197 3/1984 Honda et al. 604/891.1
4,564,363 1/1986 Gyurik et al. 604/891.1

FOREIGN PATENT DOCUMENTS

0061195 3/1982 European Pat. Off. .

Primary Examiner—Wallace R. Burke

Assistant Examiner—Stella M. Reid

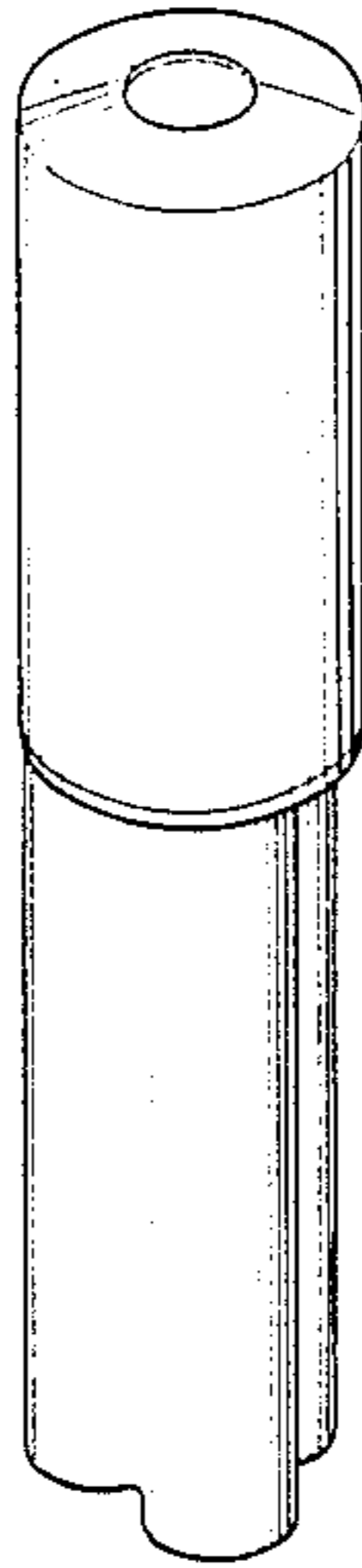
Attorney, Agent, or Firm—Joseph A. Marlino; Stuart R.
Suter; Alan D. Lourie

[57] **CLAIM**

The ornamental design for a delayed action dosage unit for releasing medicaments or the like in ruminants, as shown and described.

DESCRIPTION

FIG. 1 is a side elevational view of a delayed action dosage unit for releasing medicaments or the like in ruminants showing my new design; FIG. 2 is a perspective view thereof; FIG. 3 is a bottom plan view thereof; and FIG. 4 is a top plan view thereof.



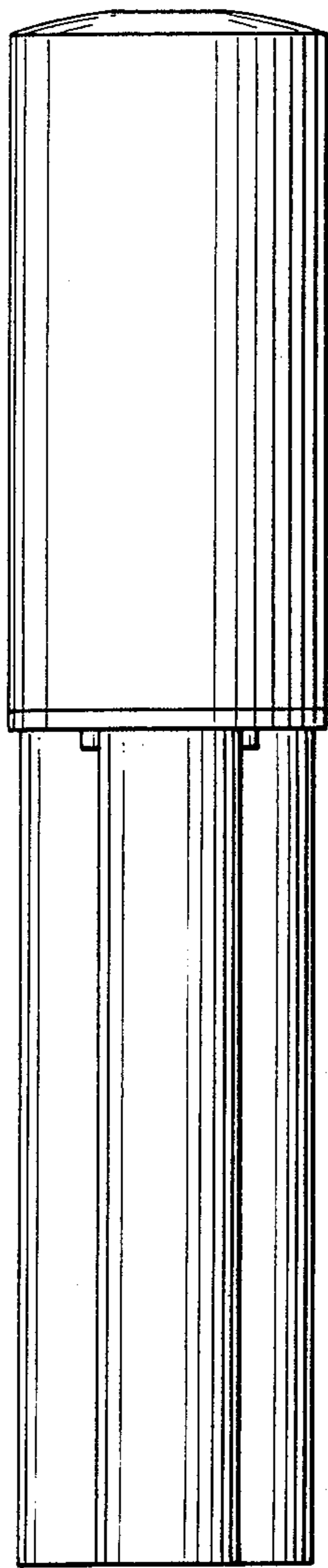


Fig.1

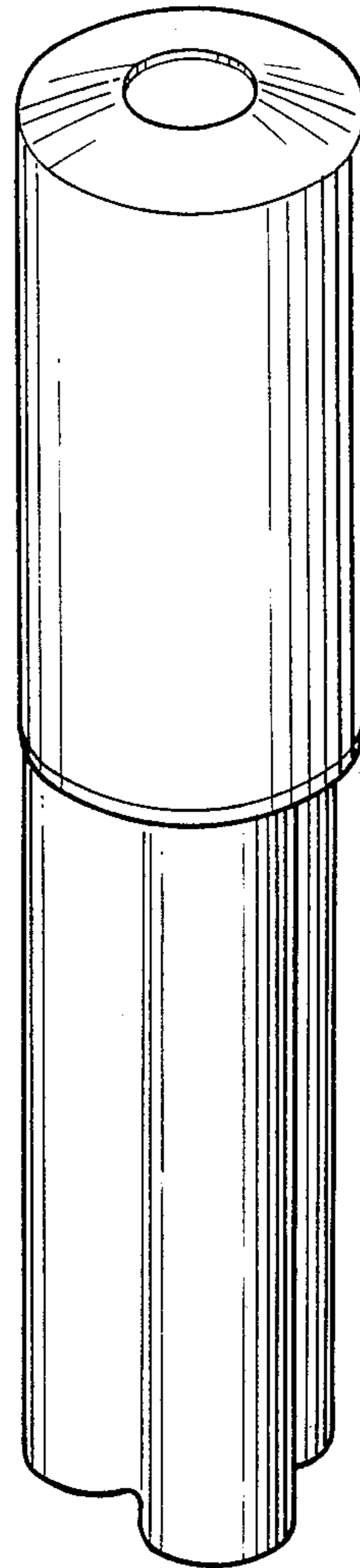


Fig.2

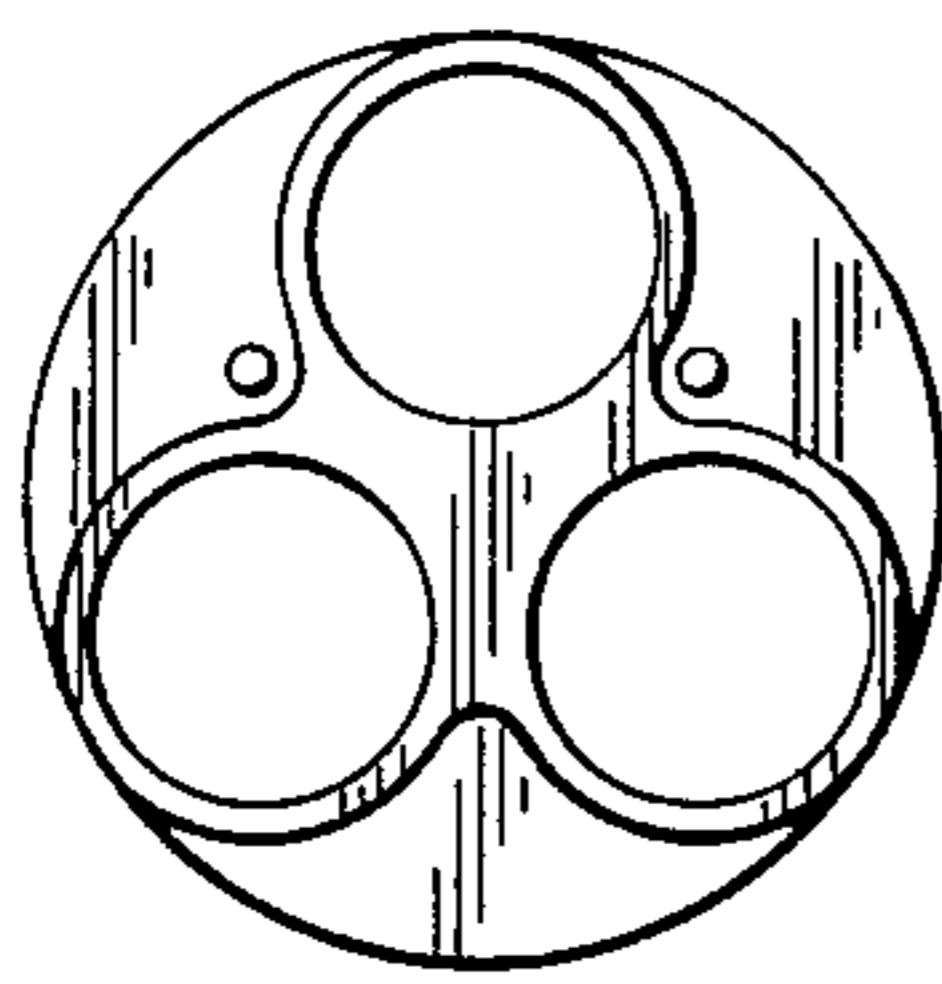


Fig.3

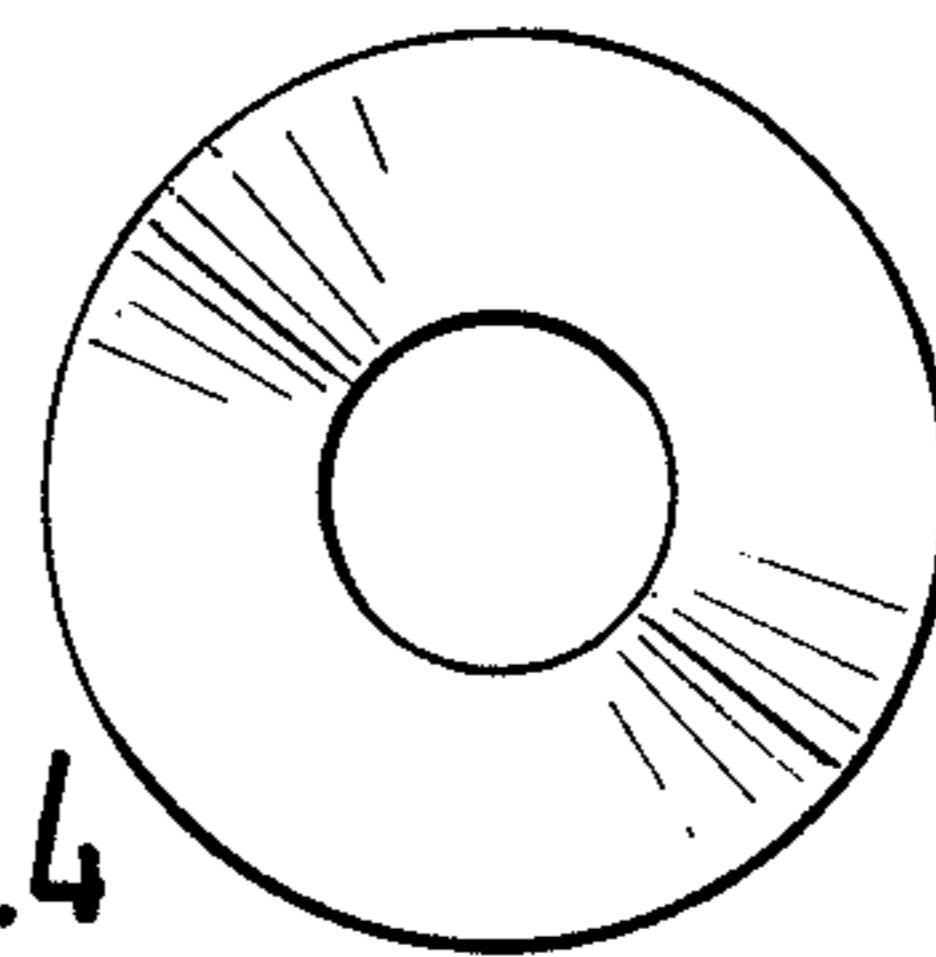


Fig.4