

[54] ELECTRIC STORAGE HEATER

[76] Inventor: Richard J. Lane, Willowdene, Moddershall, Stone, Staffordshire ST 15 8TG, England

[**] Term: 14 Years

[21] Appl. No.: 79,331

[22] Filed: Jul. 28, 1987

[30] Foreign Application Priority Data

Feb. 3, 1987 [GB] United Kingdom 1039707
[52] U.S. Cl. D23/332
[58] Field of Search D23/330, 332, 335, 336, D23/337, 314, 395, 317; 219/366, 365, 213, 378

[56] References Cited

U.S. PATENT DOCUMENTS

D. 280,760 9/1985 Kogan D23/332
3,356,828 12/1967 Furness 219/378
3,532,856 10/1970 Collins 219/378
3,884,295 5/1975 Laing et al. 219/378
4,311,898 1/1982 McMillan 219/378

FOREIGN PATENT DOCUMENTS

2803388 8/1978 Fed. Rep. of Germany 219/365

OTHER PUBLICATIONS

King Electric Heaters Catalogue, Mar. 1968, p. 8, Industrial Radiant Convector, top right side of page. Electromode Baseboard Heater Catalogue, Mar. '68, front cover, bottom of page.

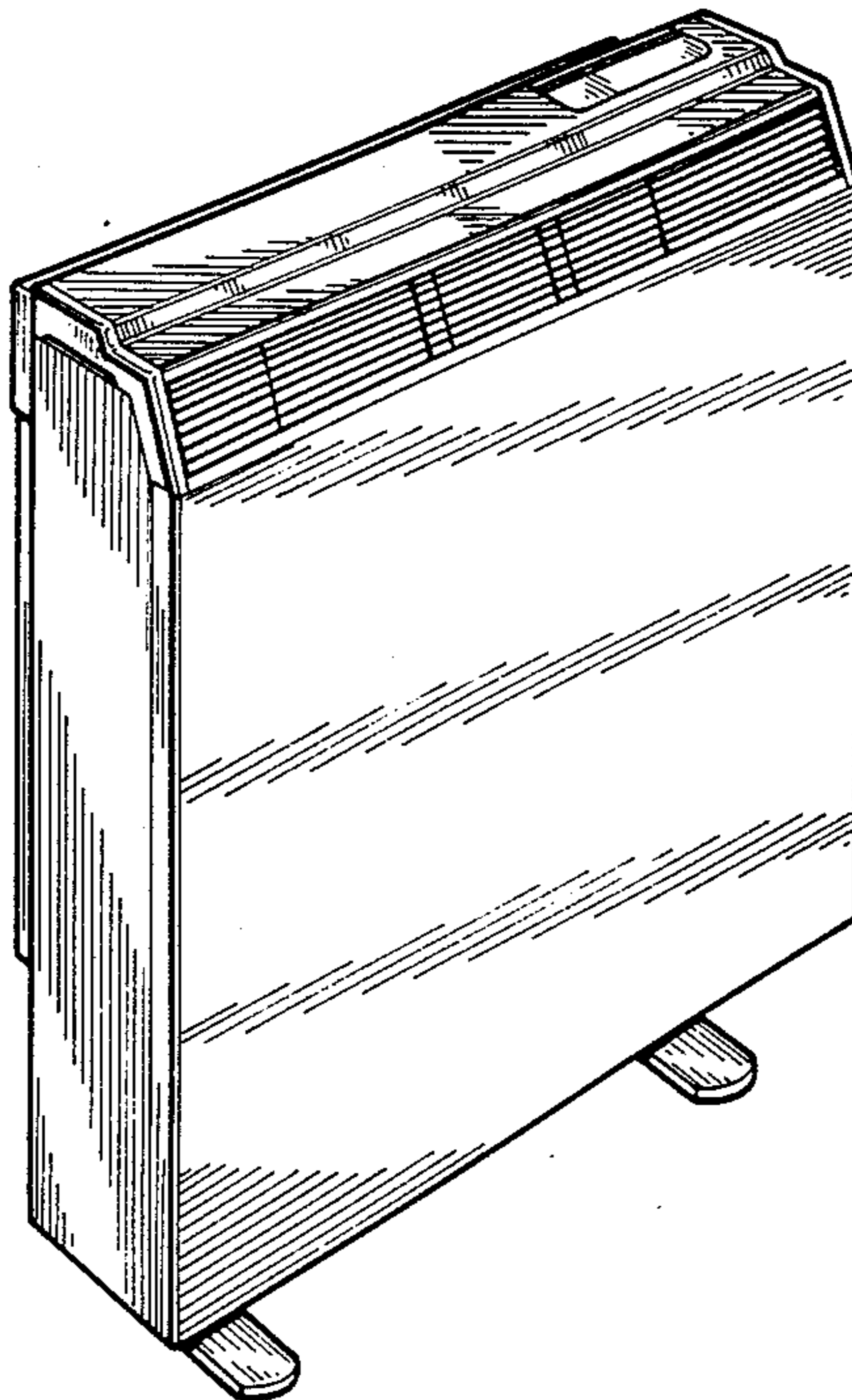
Primary Examiner—James M. Gandy
Assistant Examiner—Lisa Lichtenstein
Attorney, Agent, or Firm—Wood, Herron & Evans

[57] CLAIM

The ornamental design for an electric storage heater, as shown.

DESCRIPTION

FIG. 1 is a front perspective view of the electric storage heater, from one side and above;
FIG. 2 is a top plan view thereof;
FIG. 3 is a front elevational view thereof;
FIG. 4 is a right side elevation view thereof;
FIG. 5 is a rear elevation view thereof; and
FIG. 6 is a bottom plan view thereof.



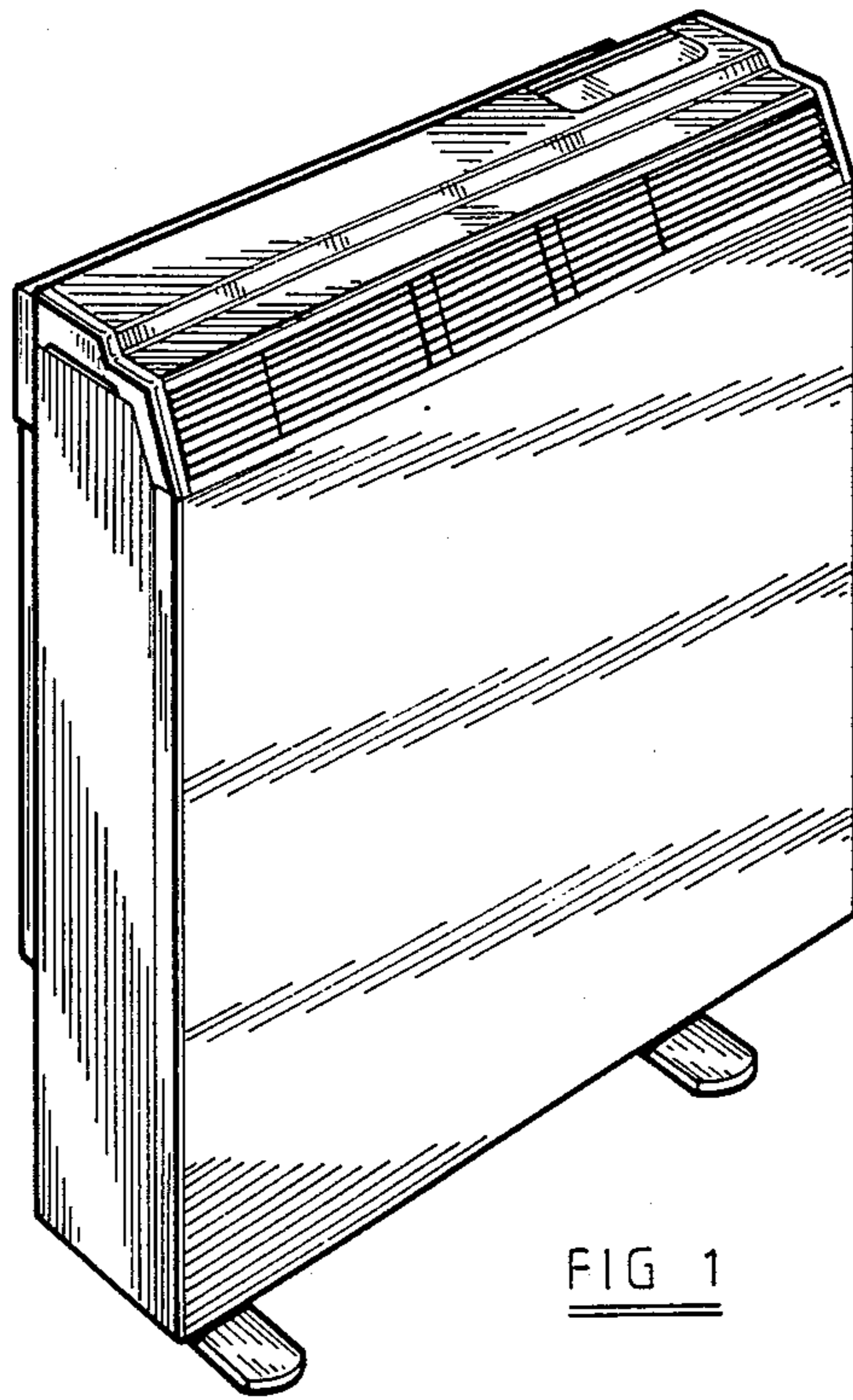


FIG 1

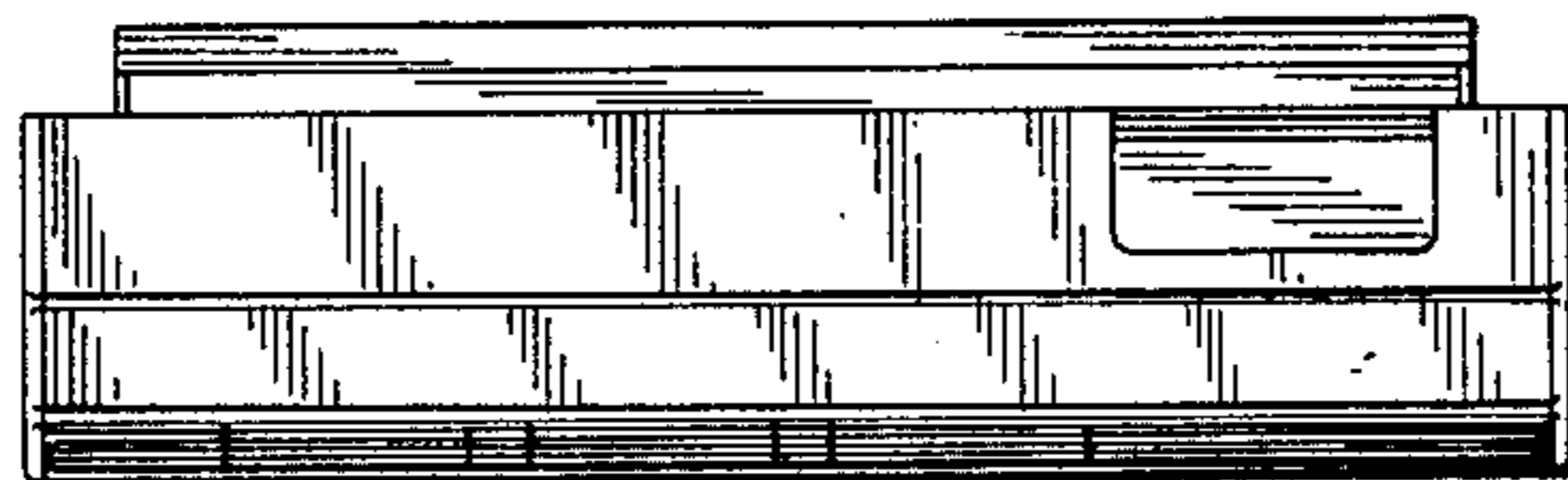


FIG 2





FIG 3

FIG 4



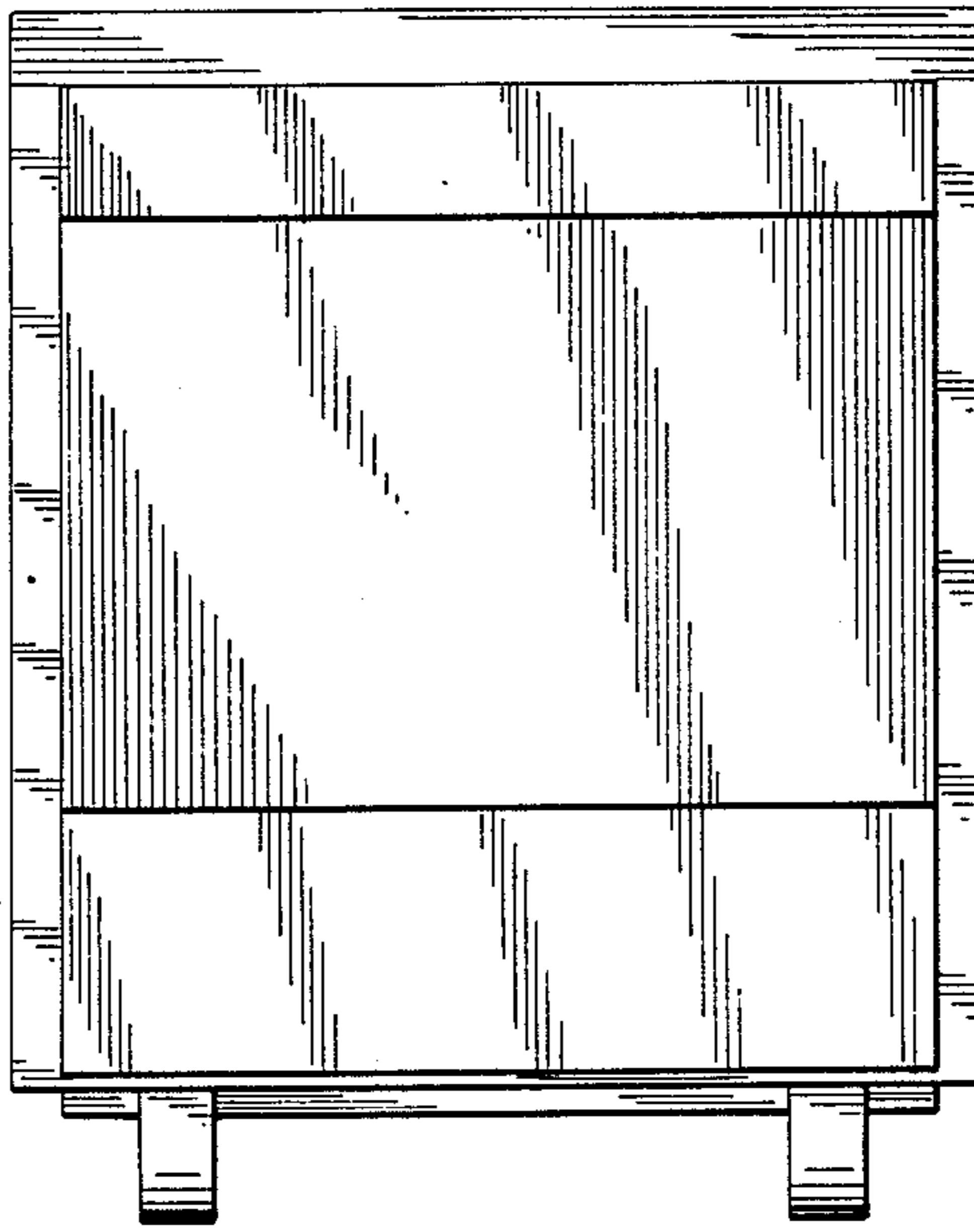


FIG 5




FIG 6