

[54] VEHICLE ROOFTOP AIR CONDITIONER HOUSING

[75] Inventors: David W. Bales, Manchester; James E. Roth, DeSoto, both of Mo.

[73] Assignee: Nordyne, Inc., St. Louis, Mo.

[\*\*] Term: 14 Years

[21] Appl. No.: 107,756

[22] Filed: Oct. 13, 1987

Related U.S. Application Data

[63] Continuation-in-part of Ser. No. 899,250, Aug. 22, 1986, abandoned.

[52] U.S. Cl. .... D23/325

[58] Field of Search ..... D23/351, 325, 324; 98/2.14; 62/DIG. 16

References Cited

U.S. PATENT DOCUMENTS

- D. 213,559 3/1969 Baugh et al. .... D23/325
- D. 284,025 5/1986 Armstrong ..... D23/325
- 3,867,486 2/1975 Nagele ..... 62/DIG. 16

OTHER PUBLICATIONS

- RV Dealer, Jun. 1, 1972, p. 16, RV Air Conditioner, bottom right side of page.
- RV Dealer, Aug. 1973, p. 131, RV Air Conditioner, "The Super Cooler", top of page.
- RV Dealer, Feb. 1973, p. 95, Insta-Matic™ Air Conditioner.
- RV Dealer, Sep. 1974, p. 62, RV Air Conditioner, top left side of page.

RV Business, Dec. 1986, p. 55, Emerson Quiet Kool RV Air Conditioner, top of page.

Coleman Recreational Vehicle Products Circular, Form No. A-333-12/84, ©1985, front page, Coleman Rotary Mini-Mach Air Conditioner, bottom of page, cited by applicant in Information Disclosure Statement. RV Business, Oct. '85, pp. 78,79, Intertherm Polaris RV Air Conditioner, bottom of page, TL 297 R4. RV Business, Apr. '86, p. 31, Duo-Therm Penguin RV Air Conditioners, middle of page, TL 297.R4.

Primary Examiner—James M. Gandy  
Assistant Examiner—Lisa Lichtenstein  
Attorney, Agent, or Firm—Jerome A. Gross

CLAIM

The ornamental design for a vehicle rooftop air conditioner housing, as shown and described.

DESCRIPTION

FIG. 1 is a side elevation view of a vehicle rooftop air conditioner housing, showing our new design, the opposite side being a mirror image of that shown.

FIG. 2 is a top plan view thereof.

FIG. 3 is a front elevation view thereof.

FIG. 4 is a rear elevation view thereof.

FIG. 5 is a side elevation view of a vehicle rooftop air conditioner housing, showing a second embodiment of our new design, the opposite side being a mirror image of that shown.

FIG. 6 is a top plan view of FIG. 5.

FIG. 7 is a front elevation view of FIG. 5.

FIG. 8 is a rear elevation view of FIG. 5.

The bottom of the two embodiments of the vehicle rooftop air conditioner housing is substantially plain and unornamented.

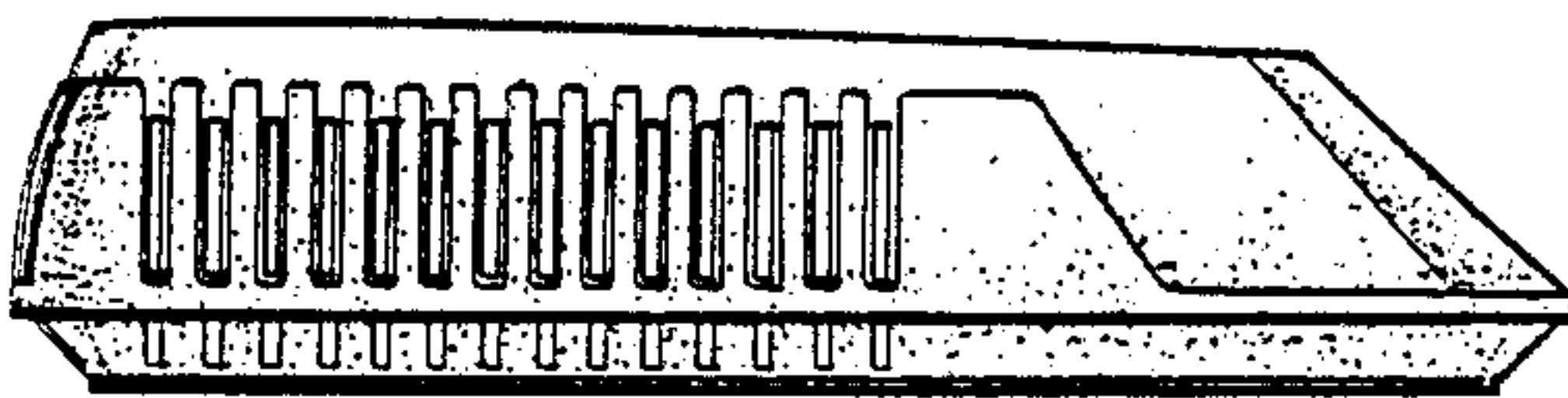


FIG. 1

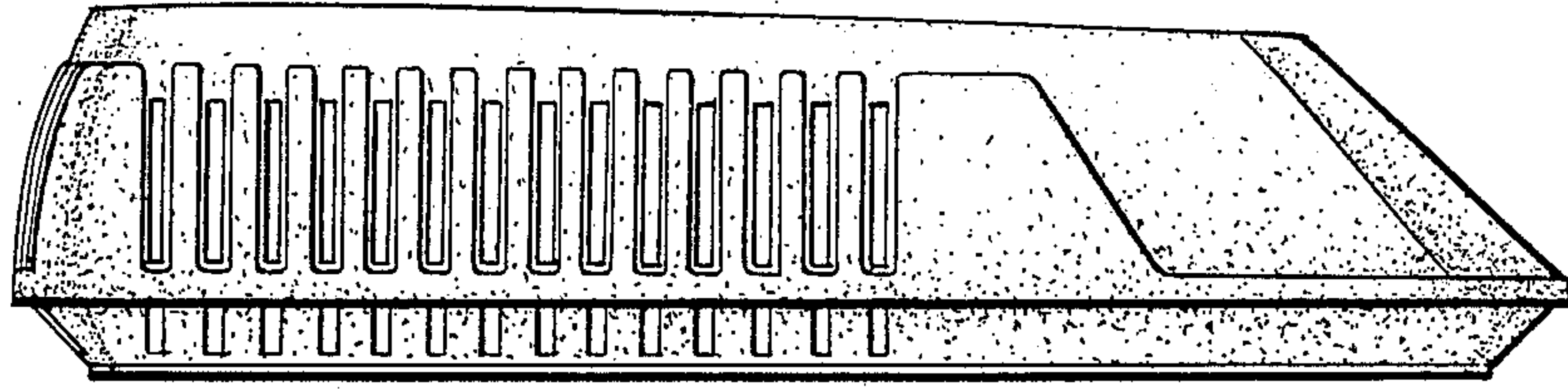


FIG. 2

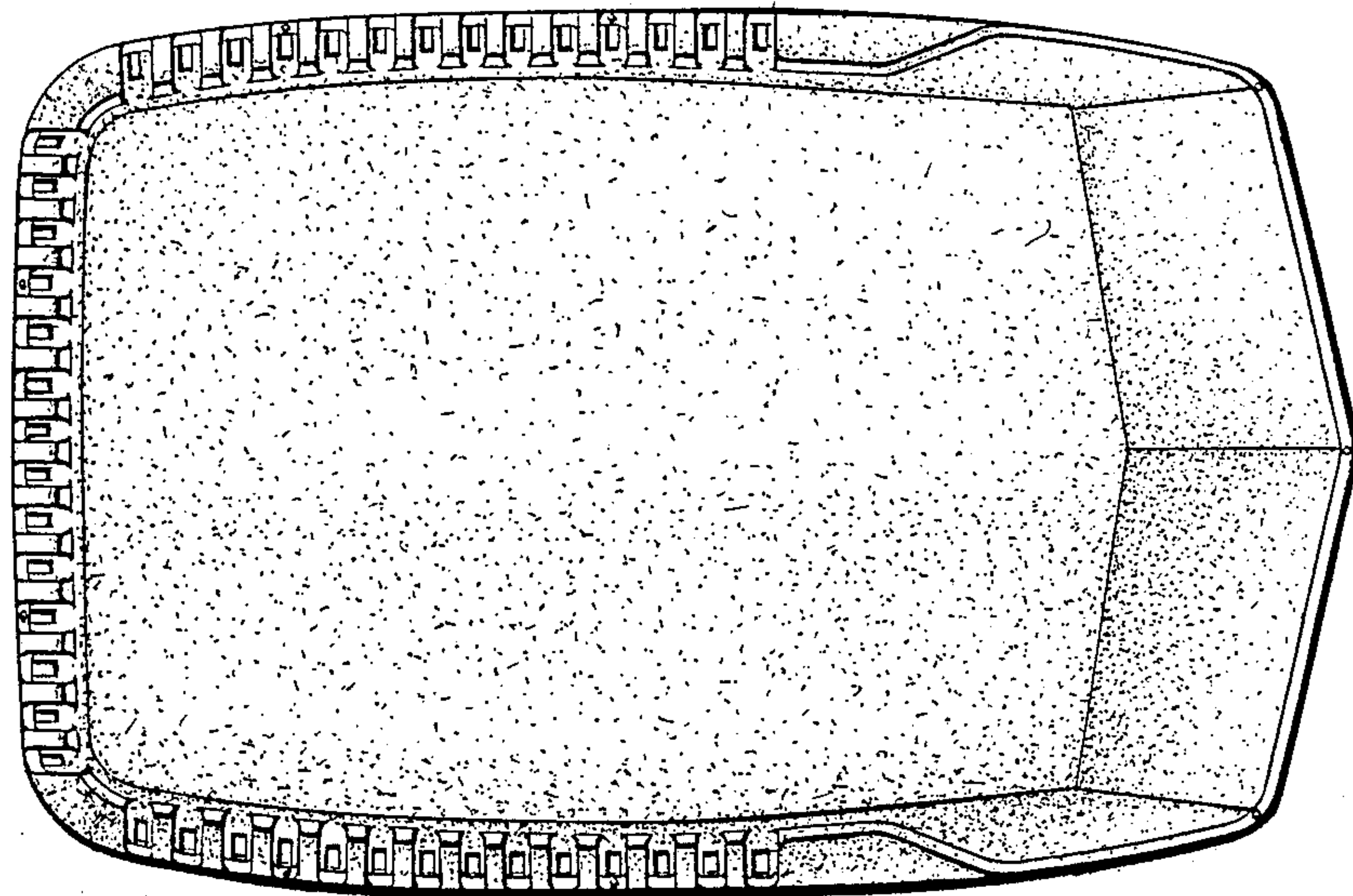


FIG. 3

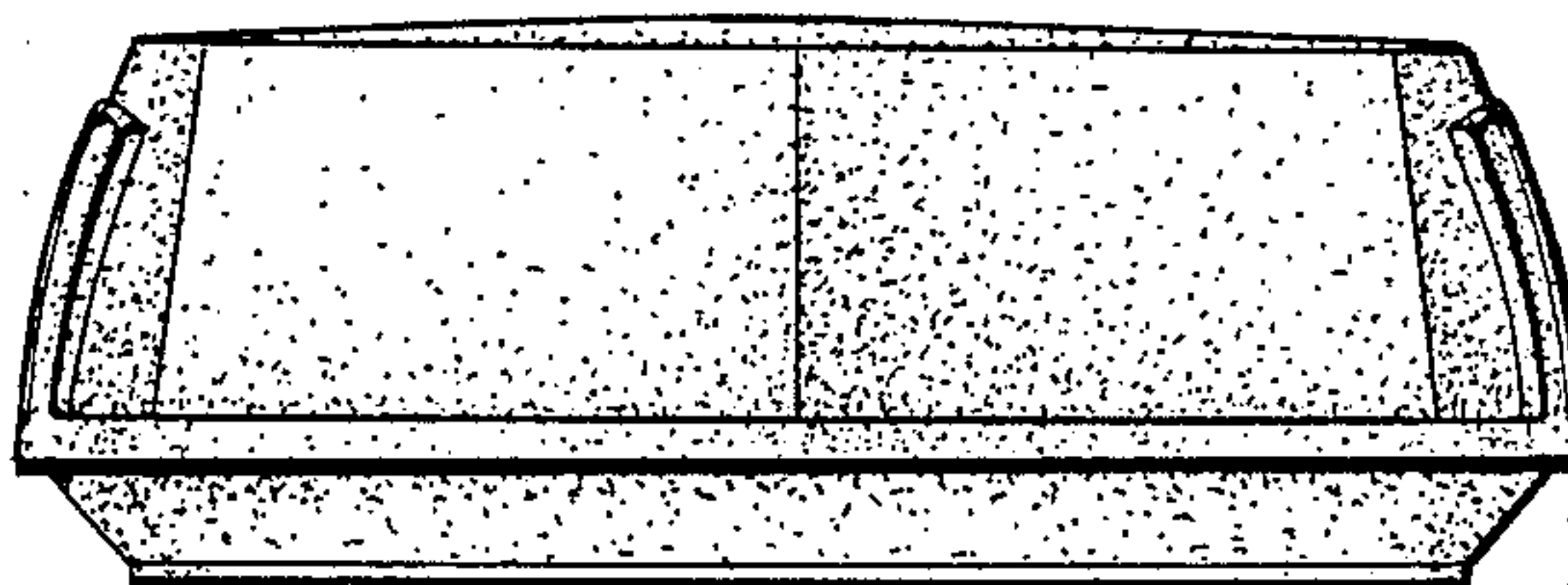


FIG. 4

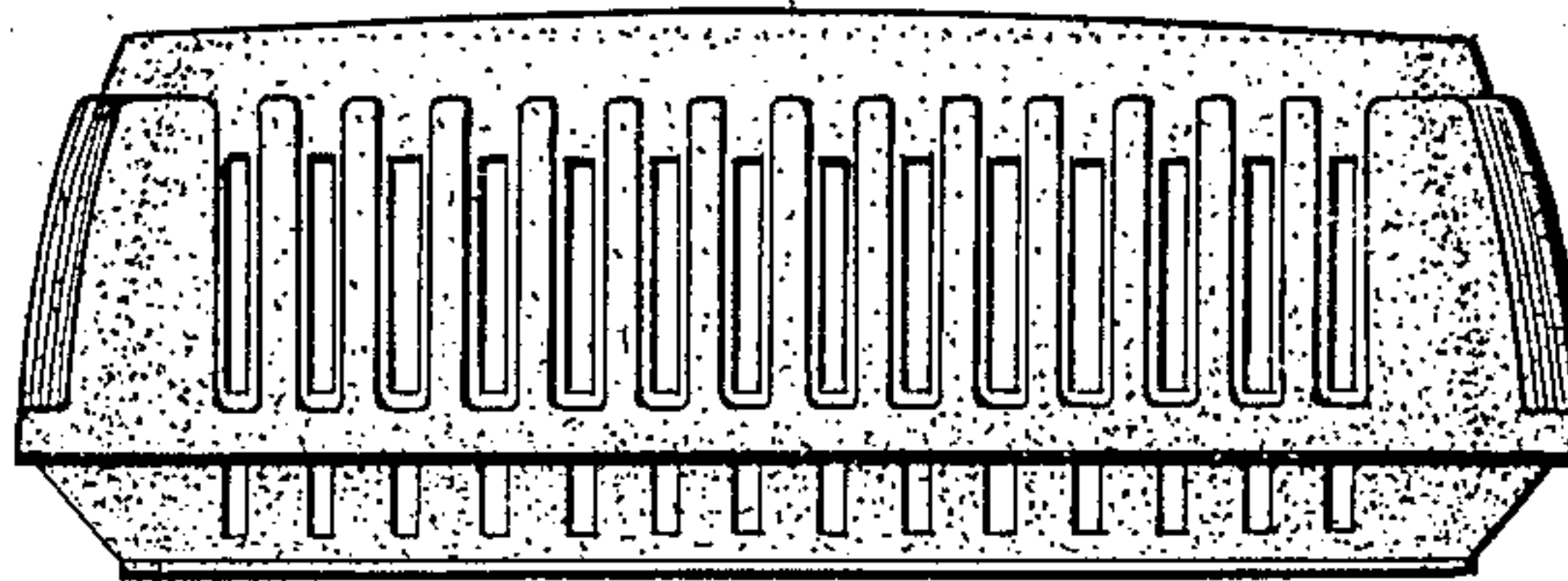




FIG. 5

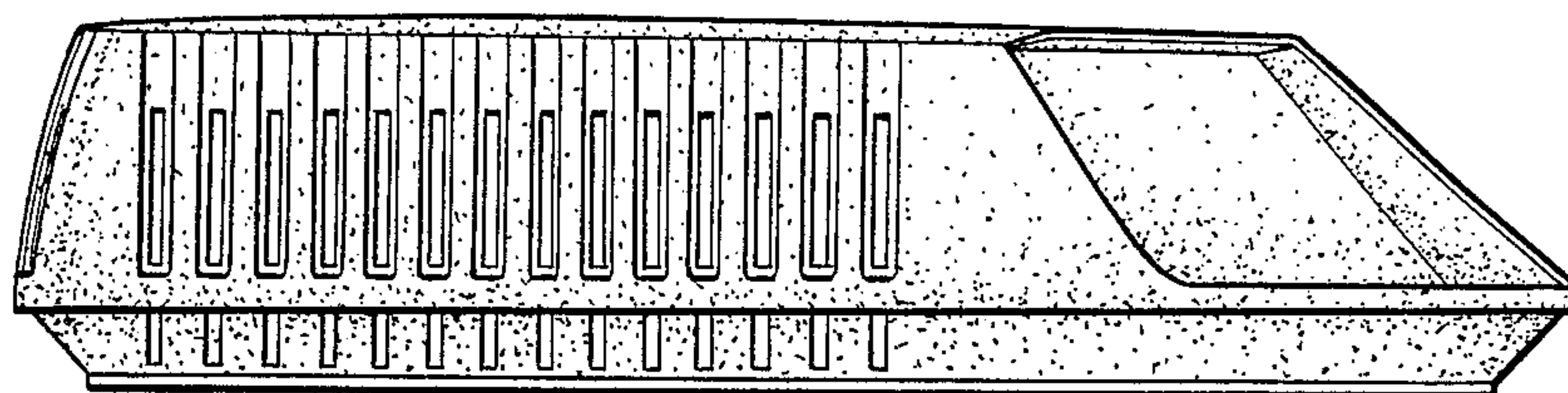


FIG. 6

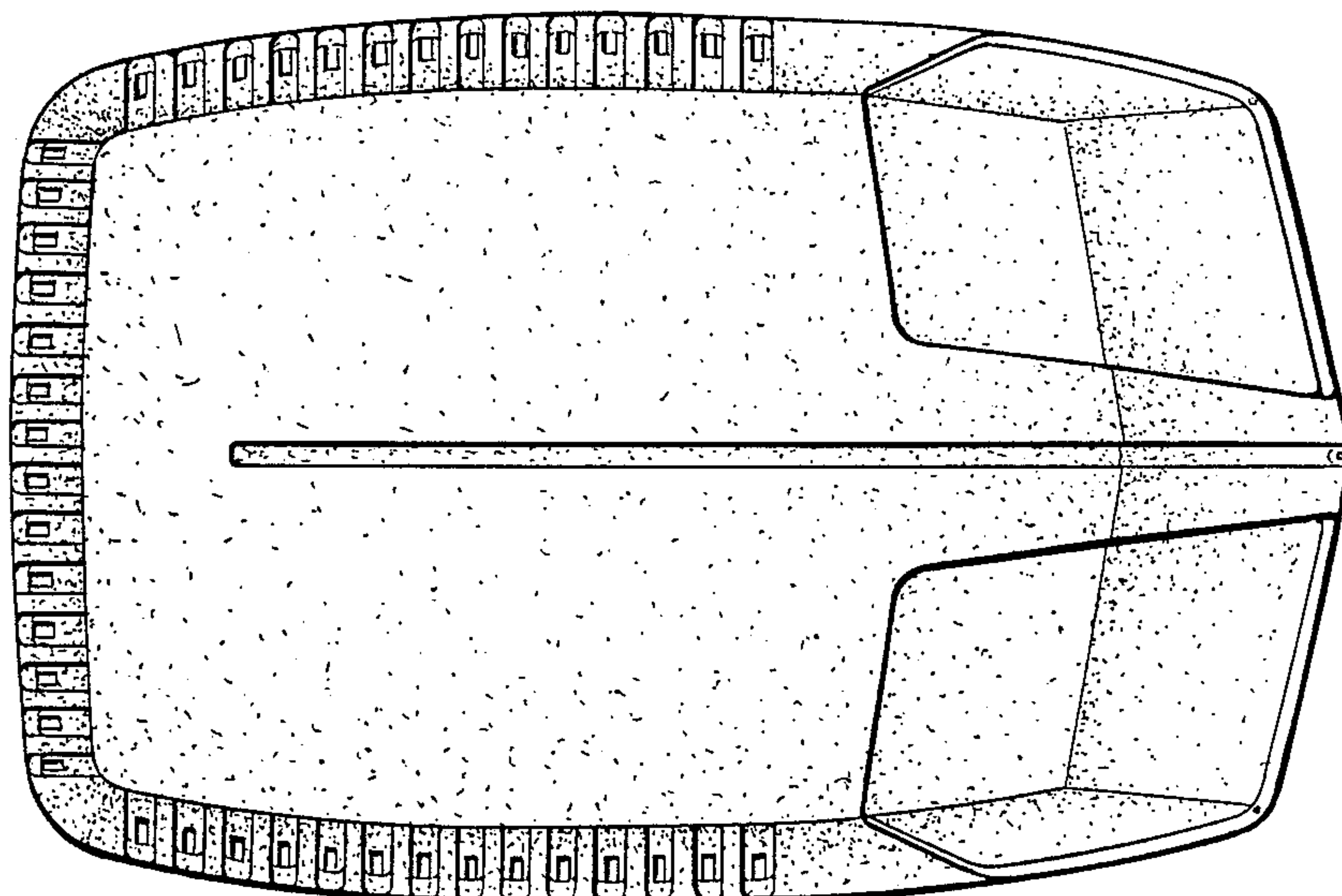


FIG. 7

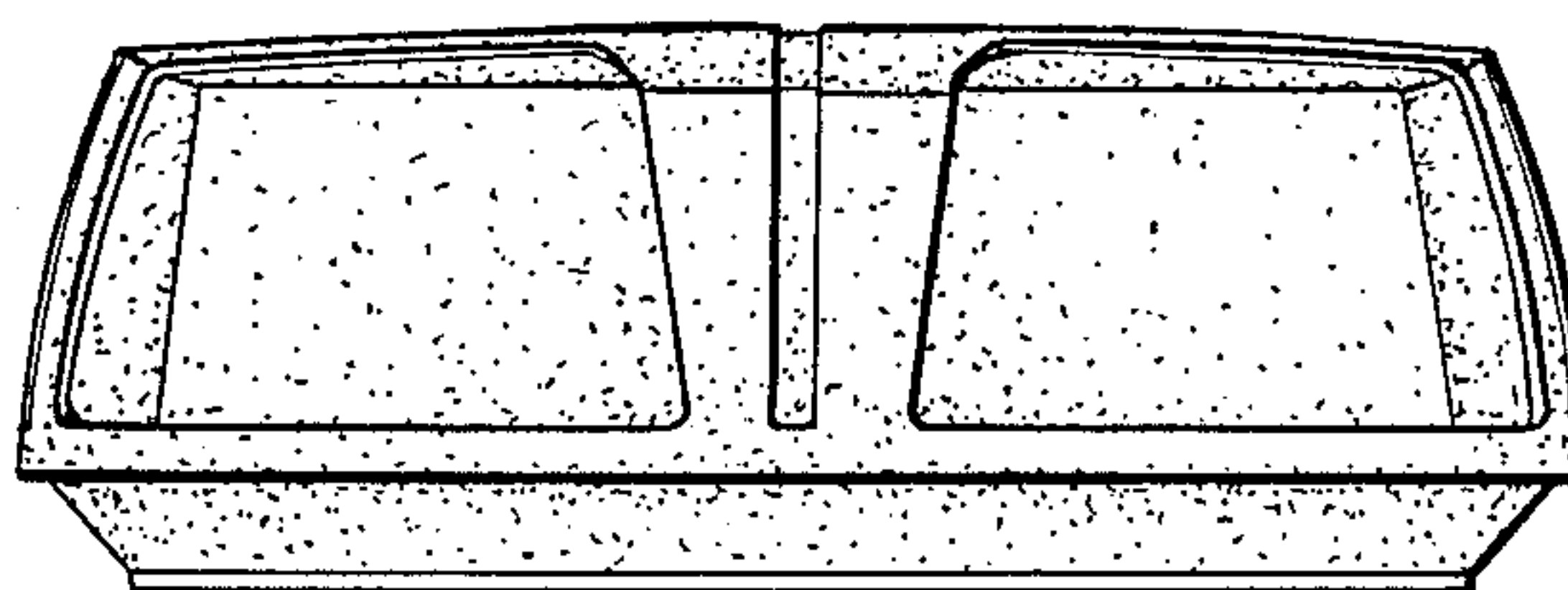


FIG. 8

