

# United States Patent [19]

Petterson

[11] Patent Number: **Des. 306,317**

[45] Date of Patent: **\*\* Feb. 27, 1990**

[54] **CLIP FOR A WRITING INSTRUMENT OR SIMILAR ARTICLE**

[75] Inventor: **Tor Petterson, Rancho Palos Verdes, Calif.**

[73] Assignee: **Pentel of America, Ltd., Torrance, Calif.**

[\*\*] Term: **14 Years**

[21] Appl. No.: **940,643**

[22] Filed: **Dec. 11, 1986**

[52] U.S. Cl. .... **D19/56; D19/54**

[58] Field of Search ..... **D19/35, 36, 41-51, D19/54, 56; 24/10 R, 11 R, 11 PP; 401/243**

[56] **References Cited**

**U.S. PATENT DOCUMENTS**

D. 192,836 5/1962 Zierhut ..... D19/56  
D. 257,181 9/1980 Brown ..... D19/56 X  
D. 267,887 2/1983 Rigoni ..... D19/49

D. 269,189 5/1983 Sakaoka ..... D19/48  
D. 271,212 11/1983 Hoh ..... D19/56 X  
1,923,153 8/1933 Lang ..... 24/10 R

*Primary Examiner*—Nelson C. Holtje  
*Assistant Examiner*—Martha Thompson  
*Attorney, Agent, or Firm*—Bruce L. Adams; Van C. Wilks

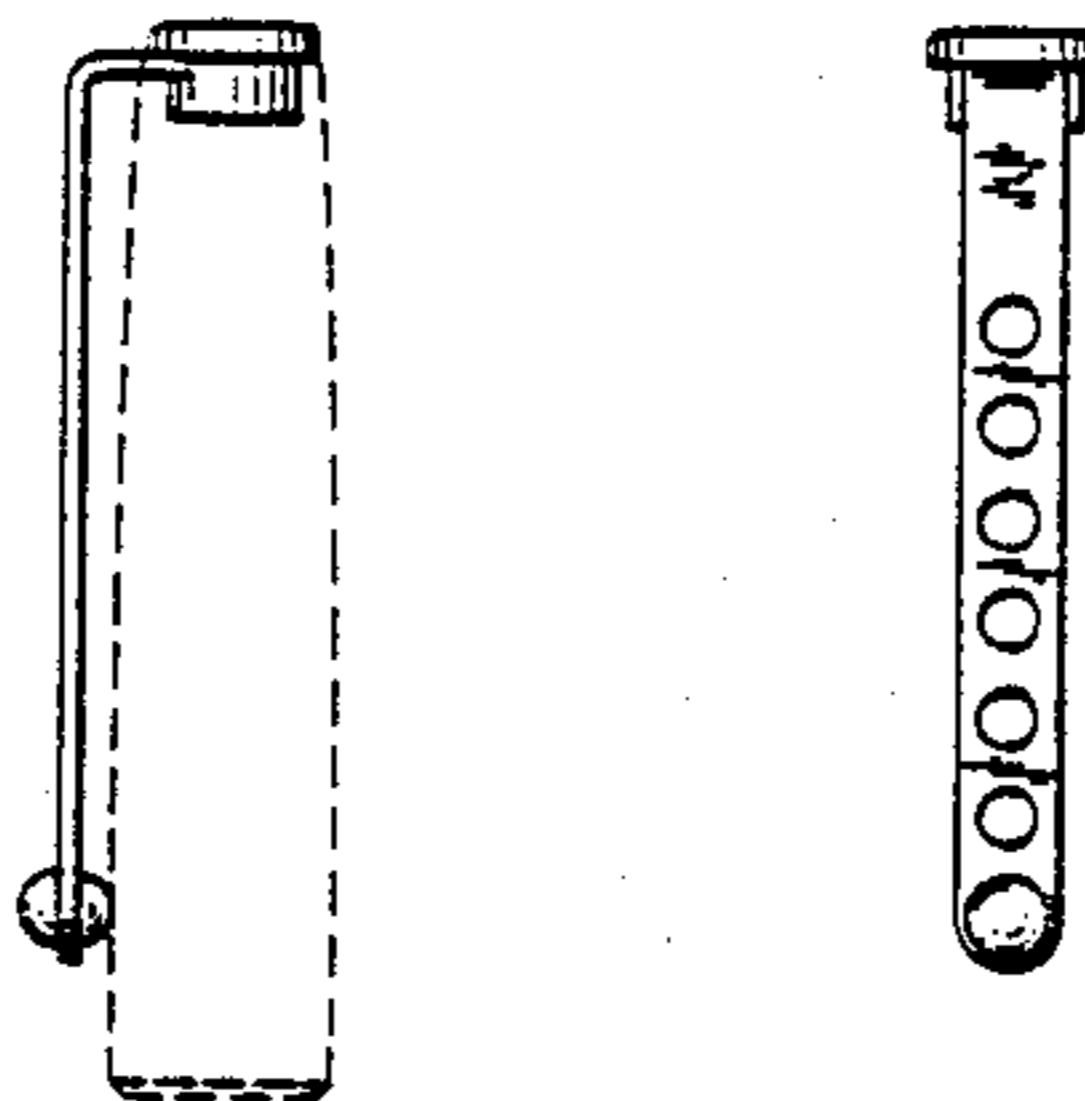
[57] **CLAIM**

The ornamental design for a clip for a writing instrument or similar article, as shown and described.

**DESCRIPTION**


FIG. 1 is a side elevational view of a clip for a writing instrument or similar article showing my new design; FIG. 2 is a front elevational view; FIG. 3 is a rear elevational view; FIG. 4 is a top plan view; and FIG. 5 is a bottom plan view thereof.

The writing instrument cap depicted by means of broken lines in FIG. 1 is shown for illustrative purposes only and forms no part of the claimed design.

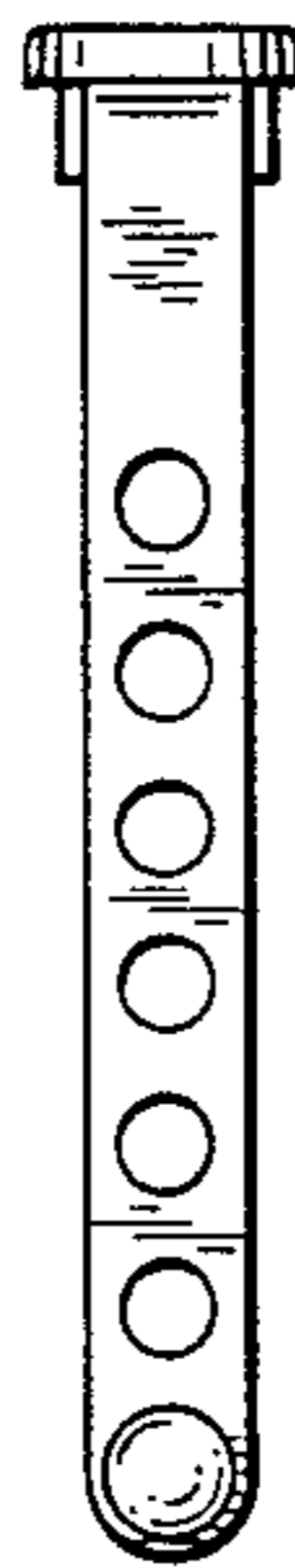




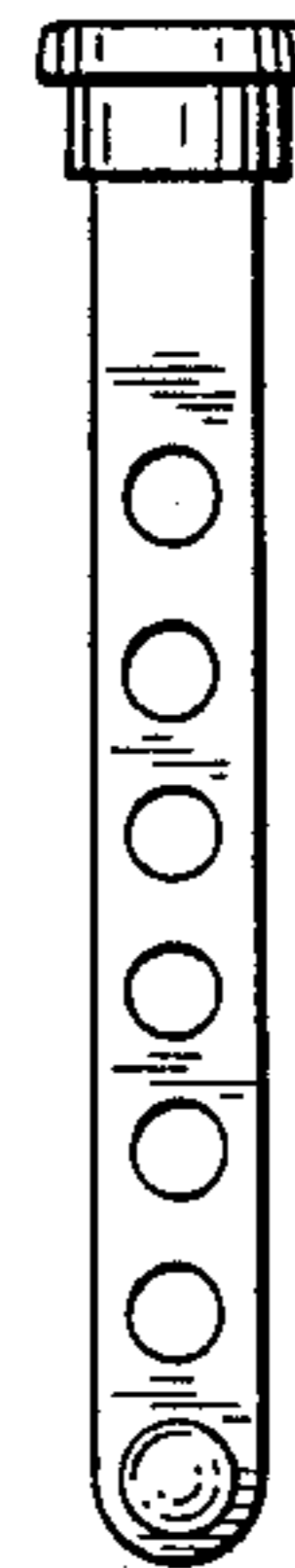
*FIG. 4*



*FIG. 1*



*FIG. 2*



*FIG. 3*



*FIG. 5*