

# United States Patent [19]

Sawada et al.

[11] Patent Number: **Des. 306,298**

[45] Date of Patent: **\*\* Feb. 27, 1990**

[54] **AUTODIALER WITH ELECTRONIC TELEPHONE DIRECTORY**

[75] Inventors: **Masaji Sawada; Tadahiko Saimen,**  
both of Osaka, Japan

[73] Assignee: **Sharp Corporation, Osaka, Japan**

[\*\*] Term: **14 Years**

[21] Appl. No.: **224,129**

[22] Filed: **Jul. 26, 1988**

[30] **Foreign Application Priority Data**

Jan. 28, 1988 [JP] Japan ..... 63-3157

[52] U.S. Cl. .... **D14/245; D14/148;**  
**D14/147; D14/138; 379/433**

[58] Field of Search ..... **D14/245, 144, 147, 148,**  
**D14/142, 140; 379/440, 439, 419, 434, 428, 433;**  
**455/89, 90**

[56] **References Cited**

**U.S. PATENT DOCUMENTS**

- |            |         |                      |         |
|------------|---------|----------------------|---------|
| D. 246,042 | 10/1977 | Fossella et al. .... | D14/245 |
| D. 250,891 | 1/1979  | Renard .....         | D14/245 |
| D. 254,493 | 3/1980  | Grosso et al. ....   | D14/245 |
| D. 266,087 | 9/1982  | Nakamura .....       | D14/245 |
| D. 280,506 | 9/1985  | Mitchell .....       | D14/245 |
| D. 282,544 | 2/1986  | Wu .....             | D14/147 |
| D. 289,638 | 5/1987  | Kasprzycki .....     | D14/245 |

- |            |         |                   |           |
|------------|---------|-------------------|-----------|
| D. 289,940 | 5/1987  | Lau .....         | D14/147 X |
| D. 298,621 | 11/1988 | Willis .....      | D14/147   |
| D. 300,827 | 4/1989  | Soren et al. .... | D14/148 X |
| D. 301,885 | 6/1989  | Takamoto .....    | D14/245   |

**OTHER PUBLICATIONS**

Spiegel Winter/Spring 1988 Catalog: p. 493, Panasonic Cordless, Model N53 881 4660: Copy Group 290, S. Room.


*Primary Examiner*—Horace B. Fay, Jr.  
*Attorney, Agent, or Firm*—Flehr Hohbach Test Albritton & Herbert

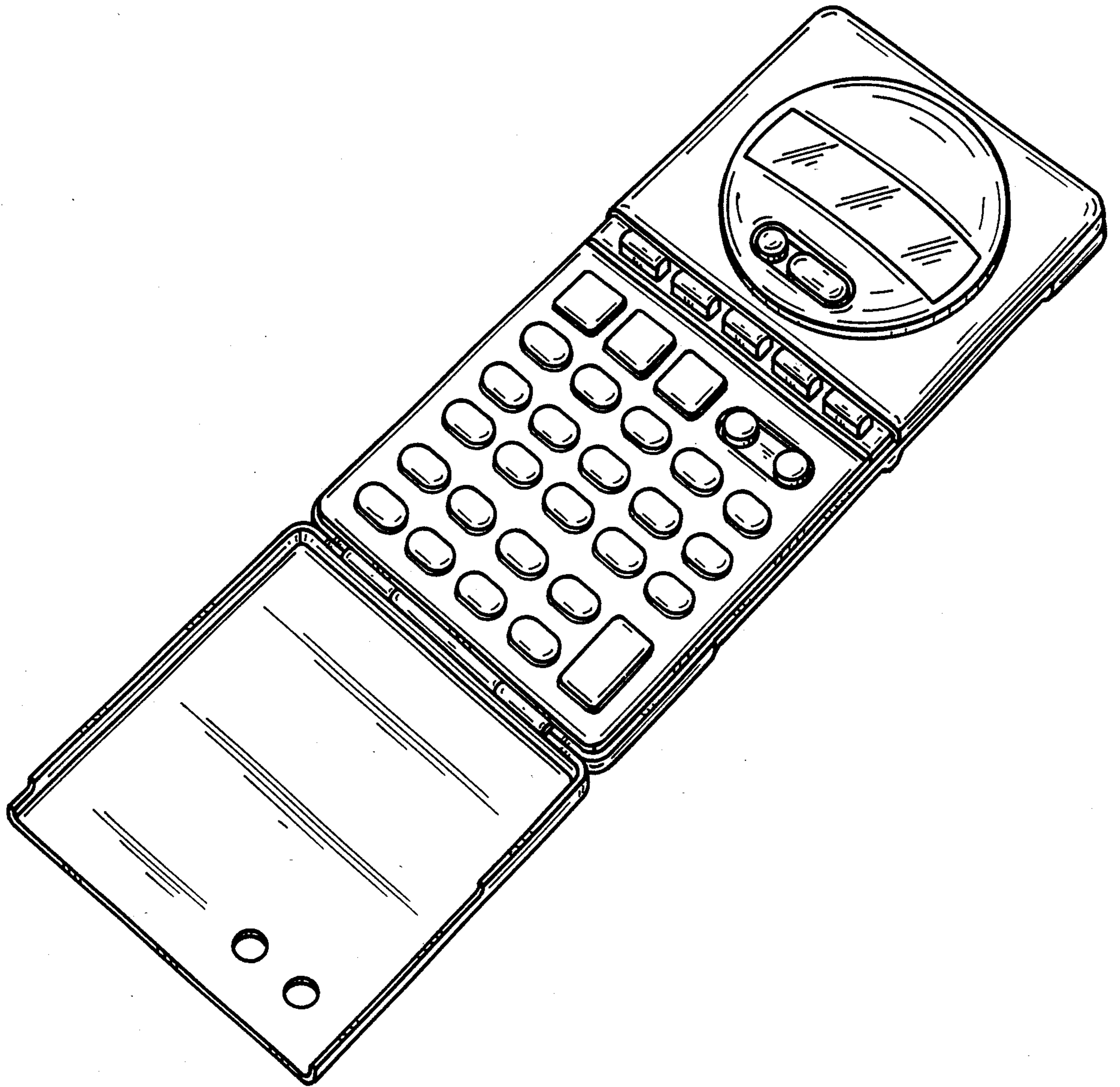
[57] **CLAIM**

The ornamental design for an autodialer with electronic telephone directory, as shown and described.

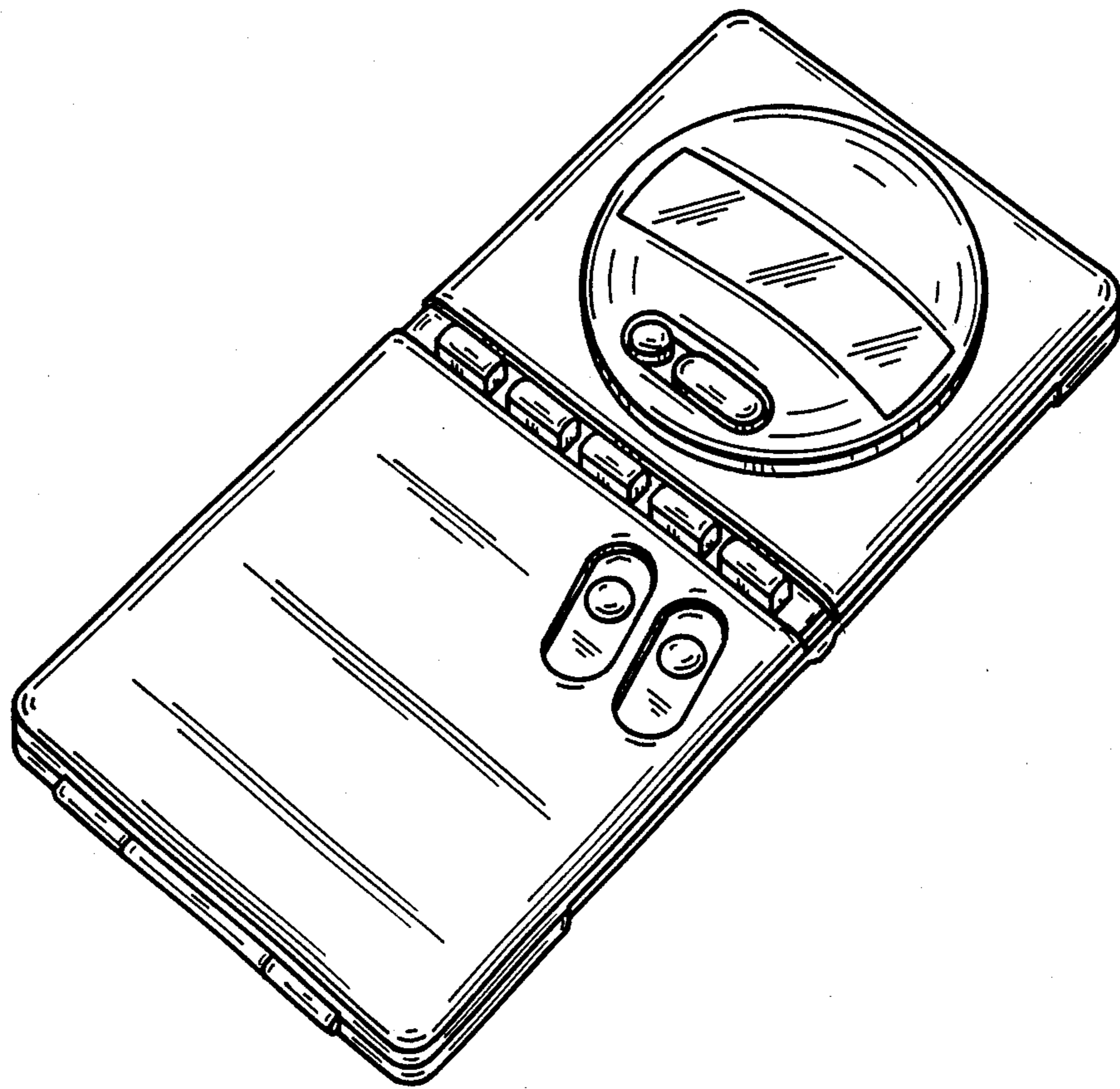
**DESCRIPTION**

FIG. 1 is a top and right side perspective view of an autodialer with electronic telephone directory showing our new design with the key cover unfolded;  
FIG. 2 is a front, top and right side perspective view thereof in folded position;  
FIGS. 3 and 4 are respectively top and bottom plan views thereof in folded position;  
FIGS. 5 and 6 are respectively front and rear elevational views thereof; and  
FIGS. 7 and 8 are respectively right and left elevational views thereof in unfolded position.

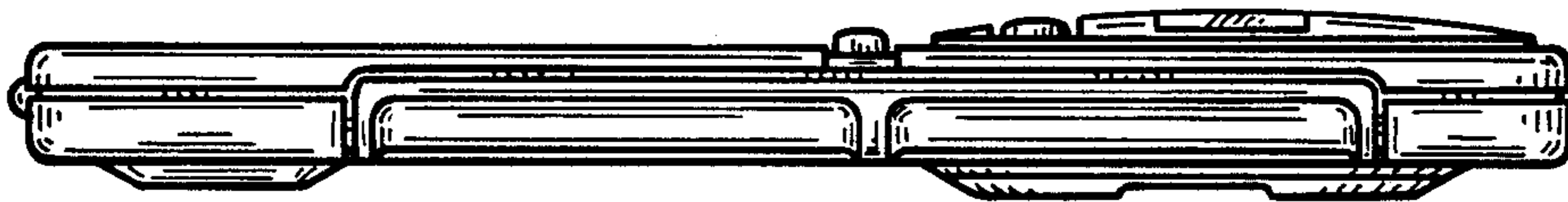





**FIG\_1**



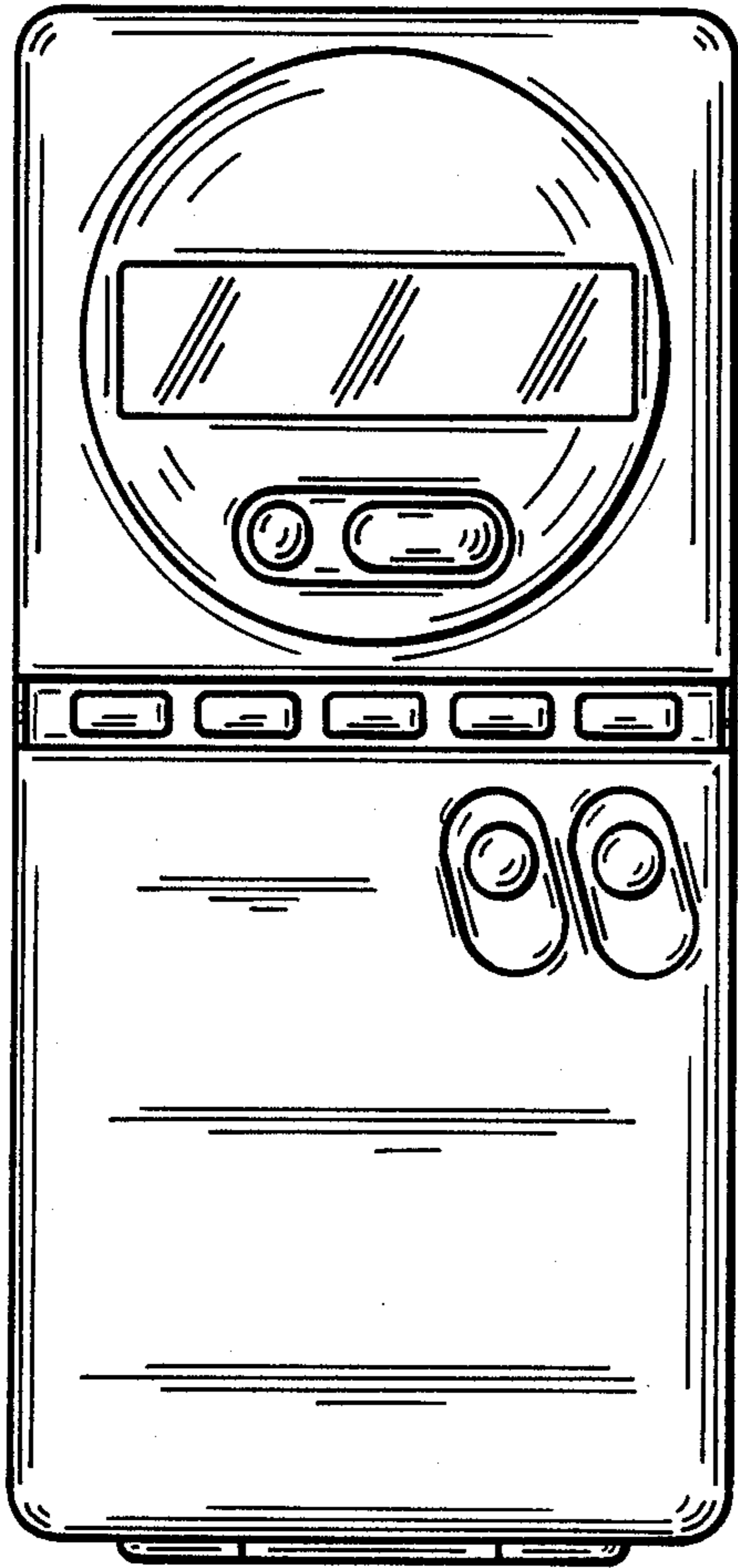
*FIG\_2*



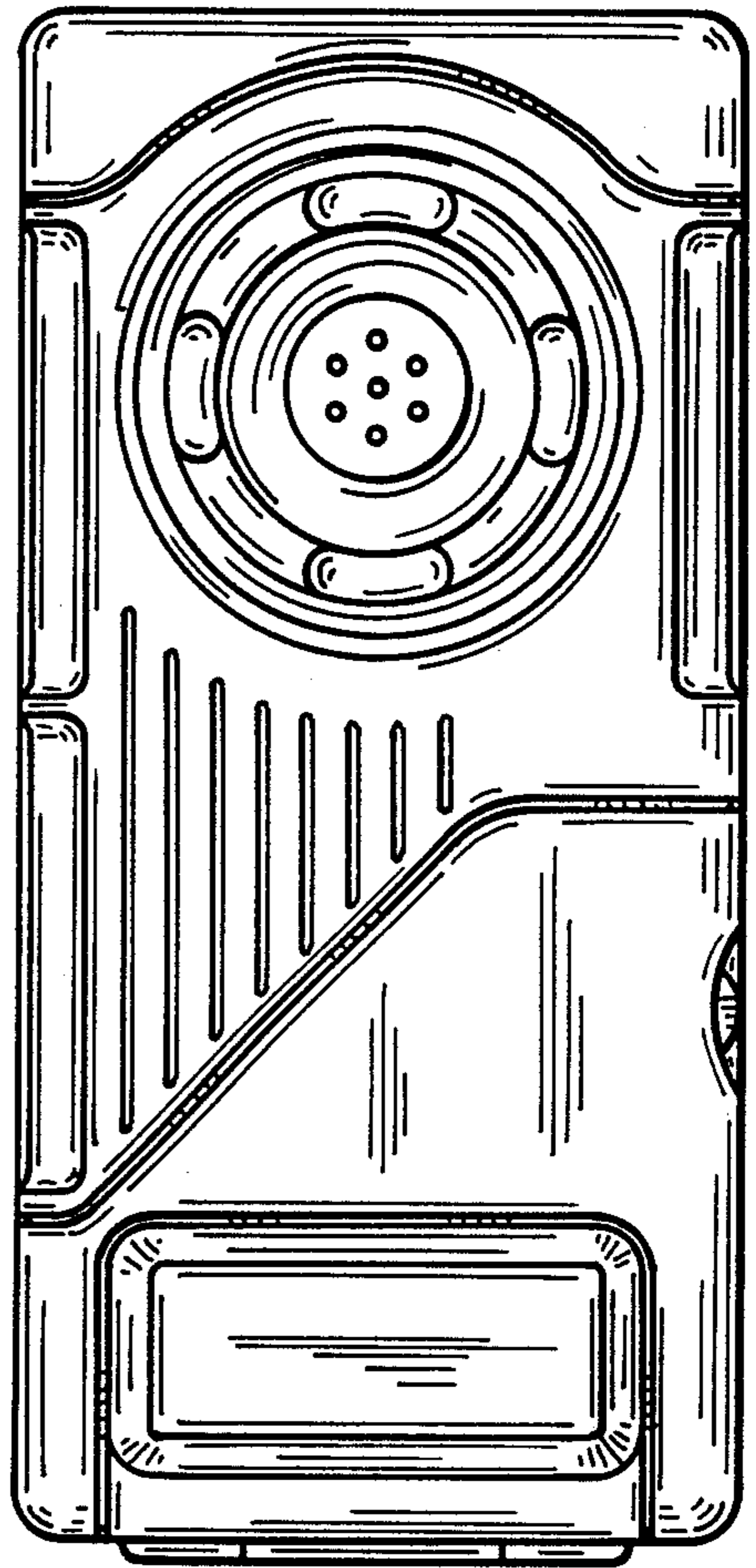
*FIG\_7*




*FIG\_8*




*FIG\_3*



*FIG\_4*



*FIG\_5*



*FIG\_6*