

[54] **VEHICULAR HANDSET TELEPHONE CONTROL UNIT OR SIMILAR ARTICLE**

[75] **Inventors: Albert L. Nagele, Wilmette; Terrance N. Taylor, Cary, both of Ill.**

[73] **Assignee: Motorola, Inc., Schaumburg, Ill.**

[**] **Term: 14 Years**

[21] **Appl. No.: 288,053**

[22] **Filed: Dec. 21, 1988**

[52] **U.S. Cl. D14/148; D14/138; D14/248**

[58] **Field of Search D14/148, 147, 248; 379/433, 435, 440, 58; 455/89, 90**

[56] **References Cited**

U.S. PATENT DOCUMENTS

- D. 248,758 8/1978 Krolopp et al. .
- D. 271,491 11/1983 Taylor .
- D. 275,006 8/1984 Danielson et al. .
- D. 284,471 7/1986 Felix et al. .
- D. 285,555 9/1986 Fukutani .
- D. 286,778 11/1986 Beaumont .
- D. 288,442 2/1987 Brown .
- D. 289,283 4/1987 Kajita .
- D. 291,199 8/1987 Watanabe .
- D. 291,564 8/1987 Kajita .
- D. 292,285 10/1987 Kando .
- D. 292,513 10/1987 Gilberton .
- D. 292,578 11/1987 Taylor .

- D. 292,920 11/1987 Taylor .
- D. 293,237 12/1987 Brown .
- D. 293,442 12/1987 Richardson et al. .
- D. 294,496 3/1988 Drakulovic et al. .
- D. 294,500 3/1988 Drakulovic et al. .
- D. 295,624 5/1988 Lopez Garcia .
- D. 295,745 5/1988 Reichenstein .
- D. 295,973 5/1988 Nagele .
- D. 295,975 5/1988 Taylor et al. .
- D. 297,009 8/1988 Grambush et al. .
- D. 298,033 10/1988 Hotsumi et al. D14/147
- D. 299,136 12/1988 Taylor D14/148
- D. 299,137 12/1988 Soren et al. D14/148
- D. 300,431 3/1989 Sube et al. D14/138



Primary Examiner—Horace B. Fay, Jr.
Attorney, Agent, or Firm—Raymond A. Jenski; Rolland R. Hackbart

[57] **CLAIM**

The ornamental design for a vehicular handset telephone control unit or similar article, as shown and described.

DESCRIPTION

FIG. 1 is a top, front, and left side perspective view of a vehicular handset telephone control unit or similar article showing our new design in full lines, with the broken line matter being for illustrative purposes only and forming no part of the claimed design; FIG. 2 is a right side elevational view thereof; FIG. 3 is a rear elevational view thereof; and FIG. 4 is a bottom plan view thereof.



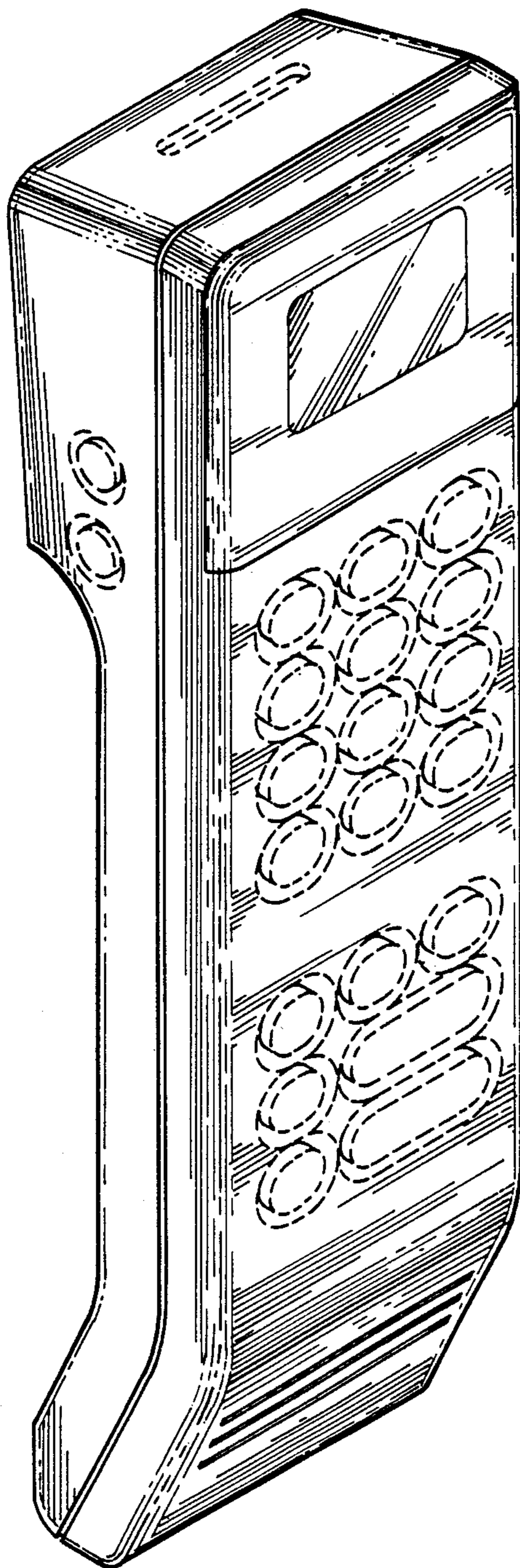


FIG. 1




FIG. 2

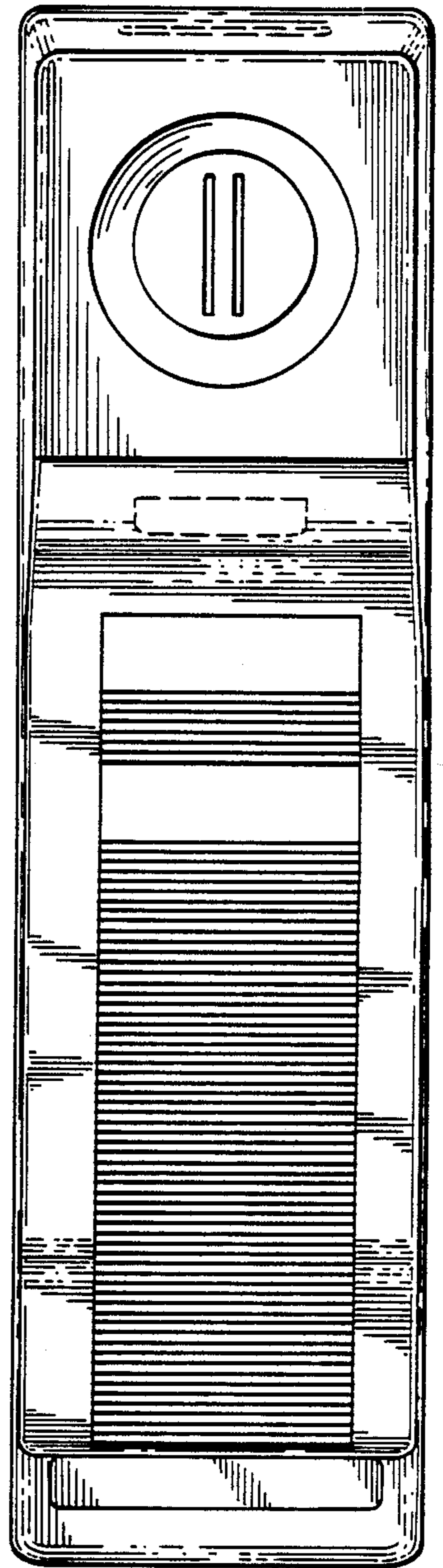


FIG. 3



FIG. 4