

[54] KEYBOARD

[75] Inventors: Howell Hsiao, Mountain View; Herbert Pfeifer, San Jose, both of Calif.

[73] Assignee: Sun Microsystems, Inc., Mountain View, Calif.

[**] Term: 14 Years

[21] Appl. No.: 154,124

[22] Filed: Feb. 9, 1988

[52] U.S. Cl. D14/115

[58] Field of Search D14/100, 102, 104-107, D14/113, 115; D18/1, 7, 11, 12; 235/145 A, 145 R; 340/700, 706, 711, 712; 341/22, 23, 26; 358/249, 254; 364/130, 144, 189, 706-710; 400/472, 477, 479, 485, 486, 489, 496, 676, 677, 682

[56] References Cited

U.S. PATENT DOCUMENTS

D. 278,818	5/1985	Aoyama	D14/100
D. 280,411	9/1985	Sakamoto	D14/100
D. 282,069	1/1986	Lindhé	100/
D. 284,192	6/1986	Lindhé	100/
D. 285,793	9/1986	Moggridge	D14/100
D. 287,249	12/1986	Lindhé	100/
D. 293,911	1/1988	Lynar et al.	D14/100


Primary Examiner—Susan J. Lucas
Assistant Examiner—Freda S. Nunn
Attorney, Agent, or Firm—Blakely Sokoloff Taylor & Zafman

[57] CLAIM

The ornamental design for a keyboard, as shown.

DESCRIPTION

FIG. 1 is a top plan view of the keyboard showing our new design;
FIG. 2 is as front elevational view thereof;
FIG. 3 is a right side elevational view thereof;
FIG. 4 is a left side elevational view thereof;
FIG. 5 is a back elevational view thereof;
FIG. 6 is a bottom plan view thereof.



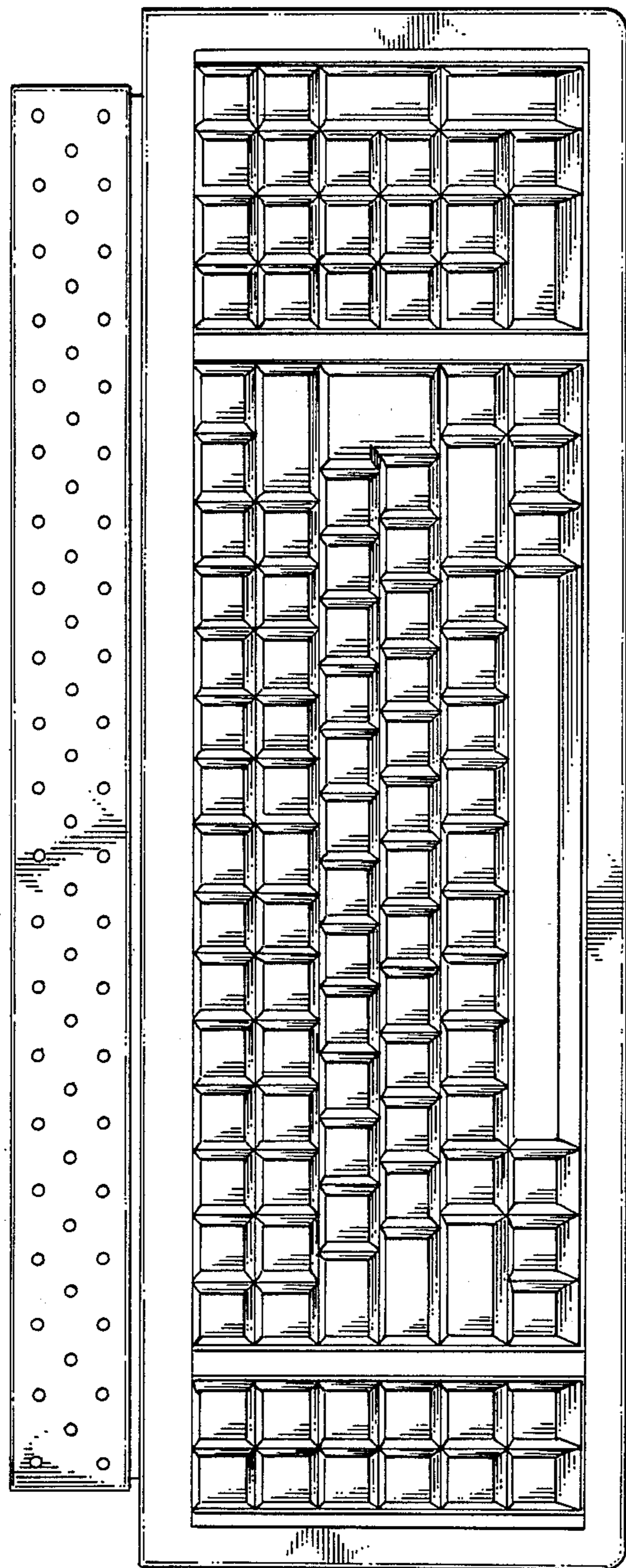


Fig. 1




Fig. 2

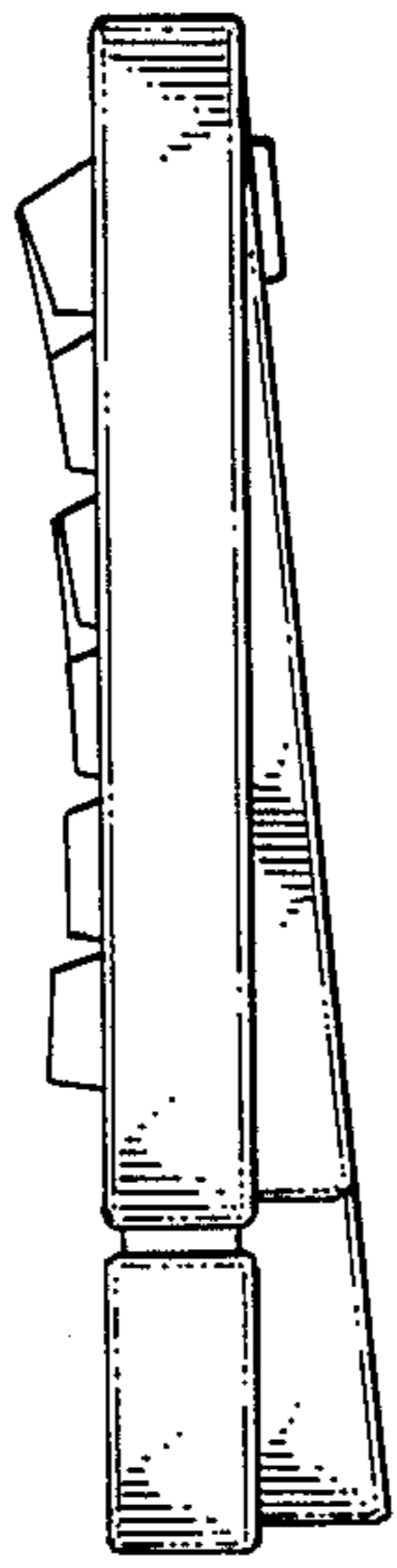


Fig. 3

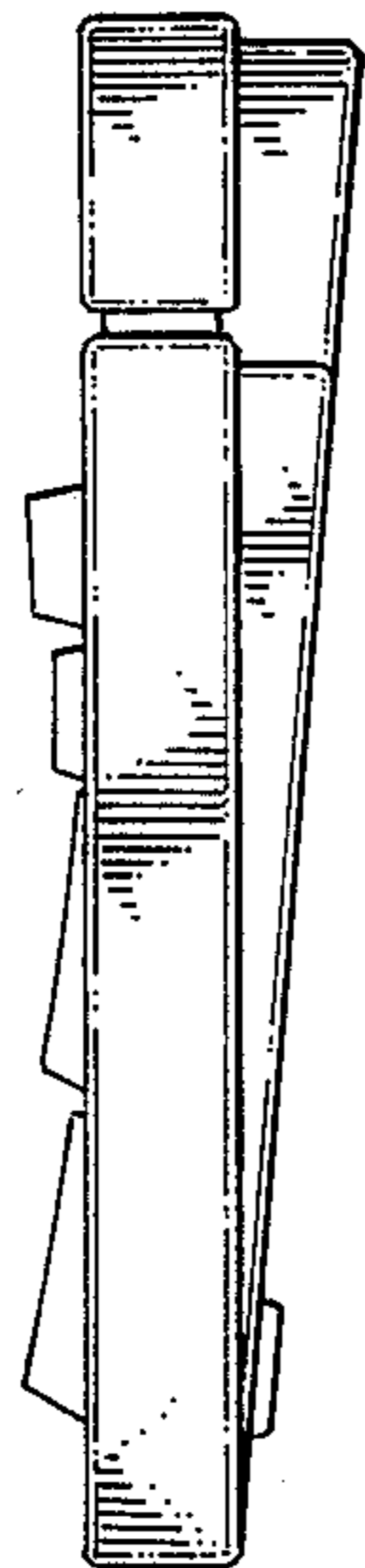


Fig. 4

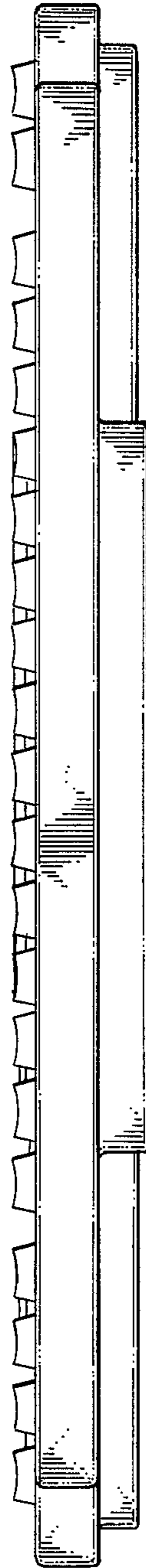


Fig. 5

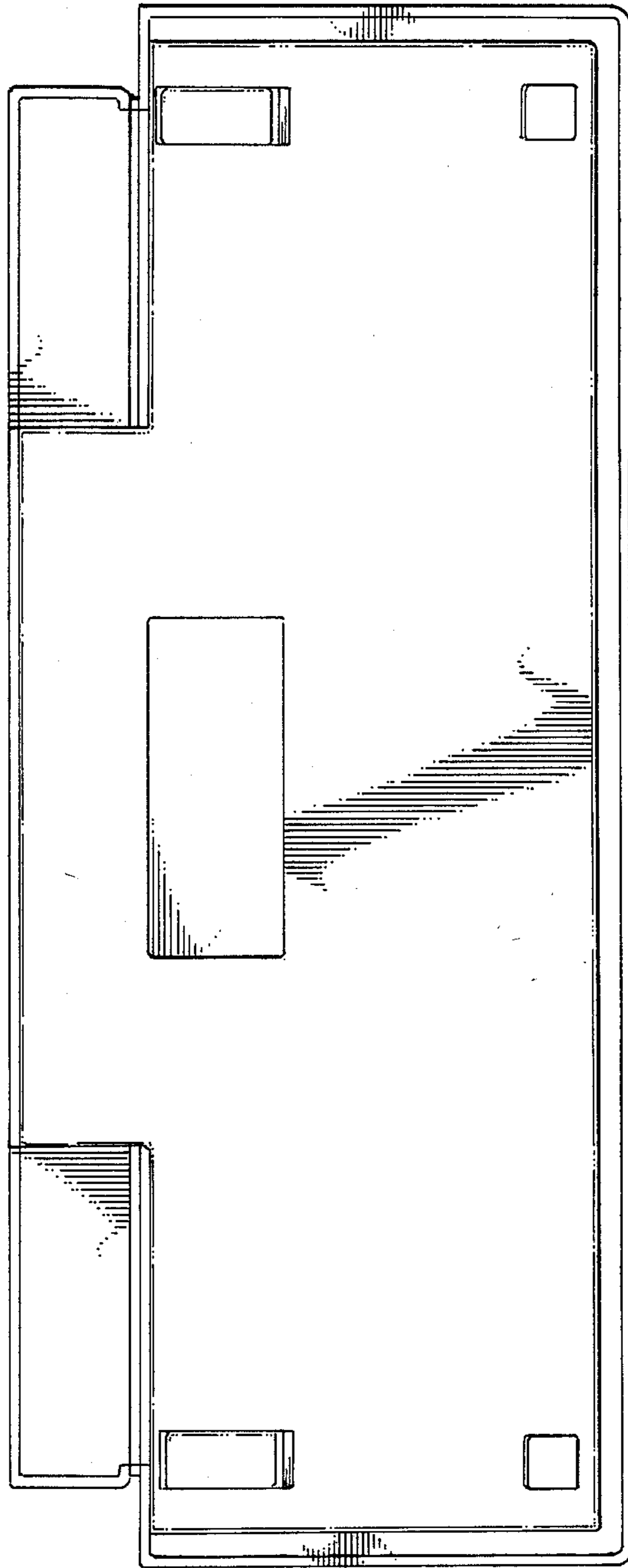


Fig. 6