

[54] COMBINED PACKAGE, BOOK AND CASSETTE

[76] Inventor: Leonard H. Lambert, 40 Sanderstead Rd., Croydon, Surrey CR2 UPA, United Kingdom

[\*\*] Term: 14 Years

[21] Appl. No.: 934,989

[22] Filed: Nov. 25, 1986

[30] Foreign Application Priority Data

May 27, 1986 [GB] United Kingdom ..... 1034480

[52] U.S. Cl. .... D9/305; D3/35

[58] Field of Search ..... D9/305, 306, 307; D3/30.1, 35; 434/317; 206/387

[56] References Cited

U.S. PATENT DOCUMENTS

- D. 157,928 3/1950 Vines ..... D9/305
- D. 235,739 7/1975 Christensen ..... D9/305
- D. 258,204 2/1981 Rudenschold ..... D9/305
- D. 258,423 3/1981 Alvarez et al. .... D9/305
- D. 262,752 1/1982 Pepicelli, Jr. et al. .... D3/35

- D. 279,728 7/1985 Kurihara ..... D3/35
- D. 281,056 10/1985 de La Tour ..... D3/35
- 2,524,143 10/1950 Smith ..... 434/317
- 3,829,132 8/1974 Willieme ..... 434/317

OTHER PUBLICATIONS

Hong Kong Enterprises; Jan. 1985; p. 94; Cassette Tape. Dri Mark Products, Inc. Brochure; Jul. 1969; display card on right.

Primary Examiner—B. J. Bullock

Assistant Examiner—Dominic Simone

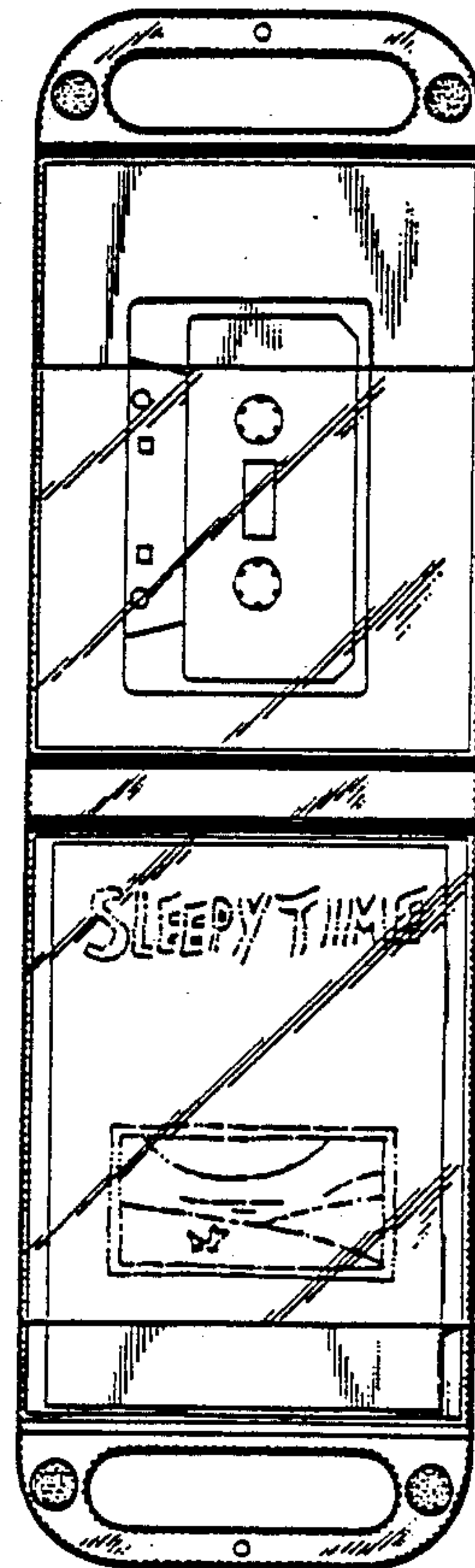

Attorney, Agent, or Firm—Panitch Schwarze Jacobs & Nadel

[57] CLAIM

The ornamental design for a combined package, book and cassette, as shown and described.

DESCRIPTION

FIG. 1 is a front view of a combined package, book and cassette in a closed position showing my new design; FIG. 2 is a side view thereof, the opposite side being a mirror image; FIG. 3 is a front view thereof in an open position; FIG. 4 is a rear view of FIG. 3.






FIG. 1



FIG. 2

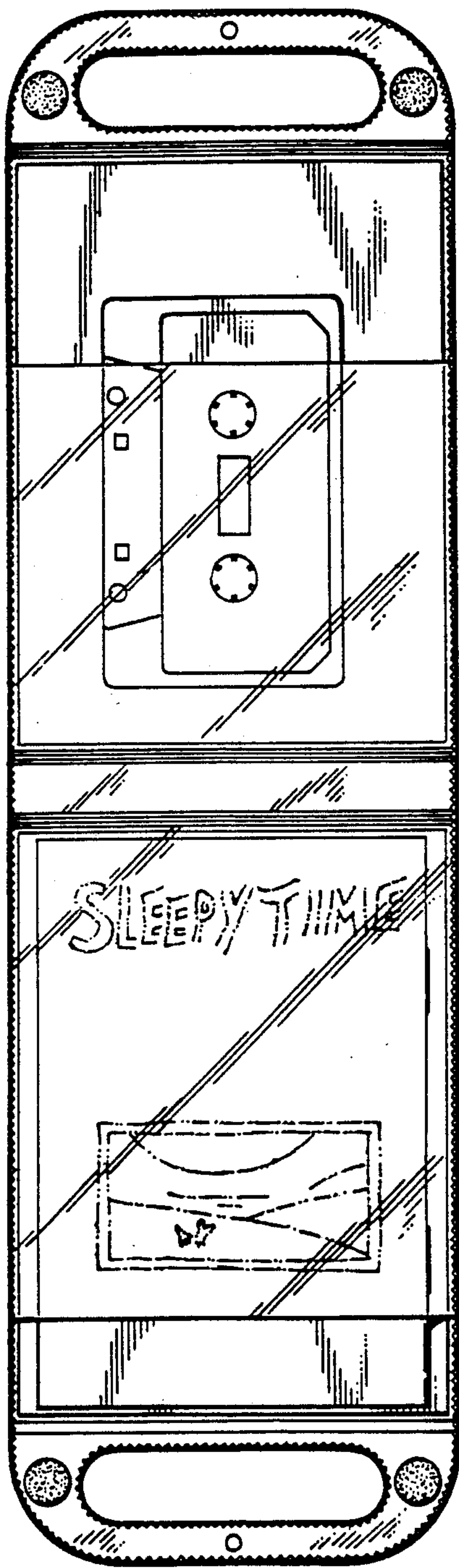


FIG. 3

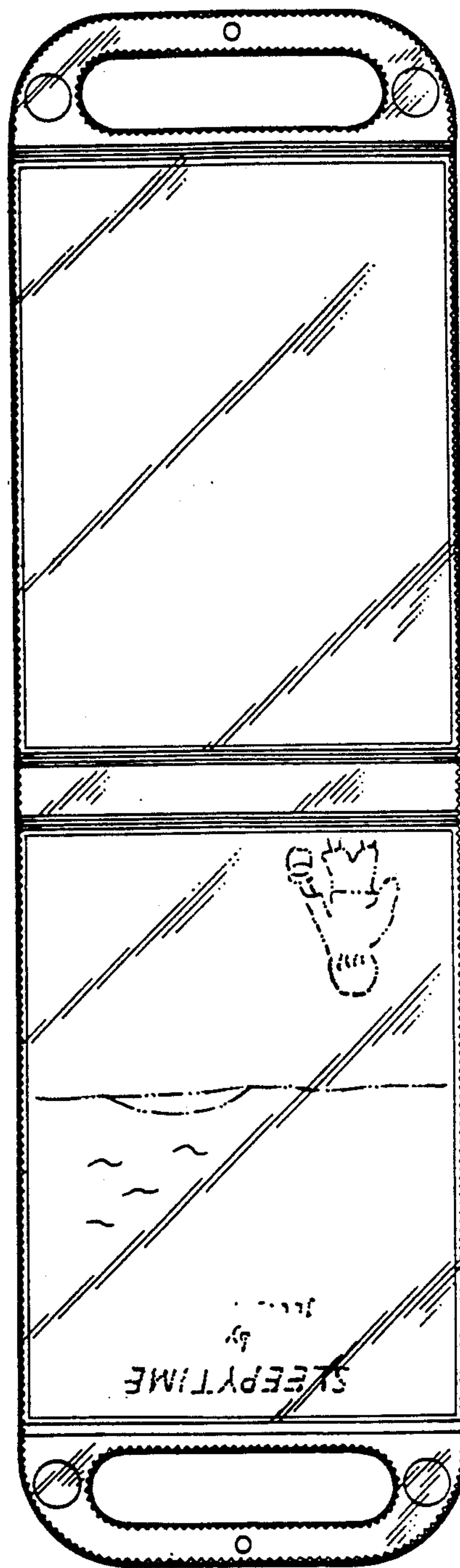


FIG 4