

United States Patent [19]

Kerr, Jr.

[11] Patent Number: Des. 306,254

[45] Date of Patent: ** Feb. 27, 1990

[54] WALL/CEILING HANGER ASSEMBLY

[76] Inventor: Jack R. Kerr, Jr., 6017 Meadowside, Arlington, Tex. 76017

[**] Term: 14 Years

[21] Appl. No.: 354,098

[22] Filed: May 17, 1989

Related U.S. Application Data

[63] Continuation of Ser. No. 337,341, Apr. 13, 1989.

[52] U.S. Cl. D8/376; 248/57

[58] Field of Search D8/376, 363, 380; 248/544, 27.1, 57, 656, 669, 340, 343; 211/105.3, 105.2

References Cited

U.S. PATENT DOCUMENTS

D. 60,046	12/1984	Lojewski	D8/376
711,823	10/1902	Cavallaro	411/143
2,140,861	12/1938	Steketee	248/57
2,233,334	2/1941	Austin, Jr.	248/57
3,518,421	6/1970	Cogdill	248/57
3,597,889	8/1971	Nigro	248/57 X
3,648,626	3/1972	Schuster	248/217.3

4,050,603	9/1977	Harris et al.	248/57
4,079,487	3/1978	Coop, Sr.	411/936 X
4,463,923	8/1984	Reiker	248/57 X
4,538,786	9/1985	Manning	248/544
4,659,051	4/1987	Propp et al.	248/546
4,788,383	11/1988	Caison	248/DIG. 6 X

FOREIGN PATENT DOCUMENTS

195996	1/1920	Canada	248/57
553459	2/1958	Canada	248/57
24421	of 1898	United Kingdom	211/105.3

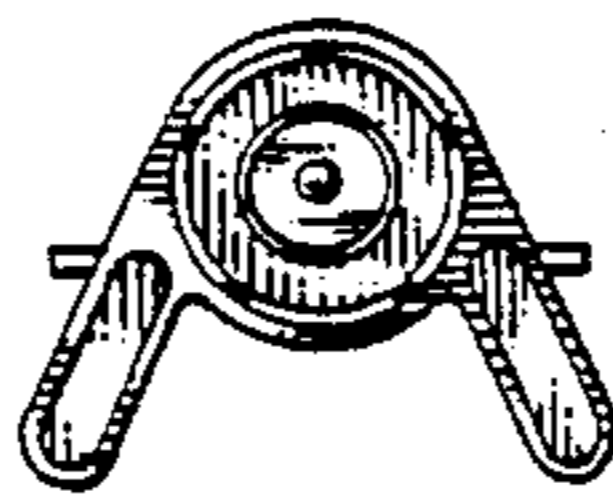
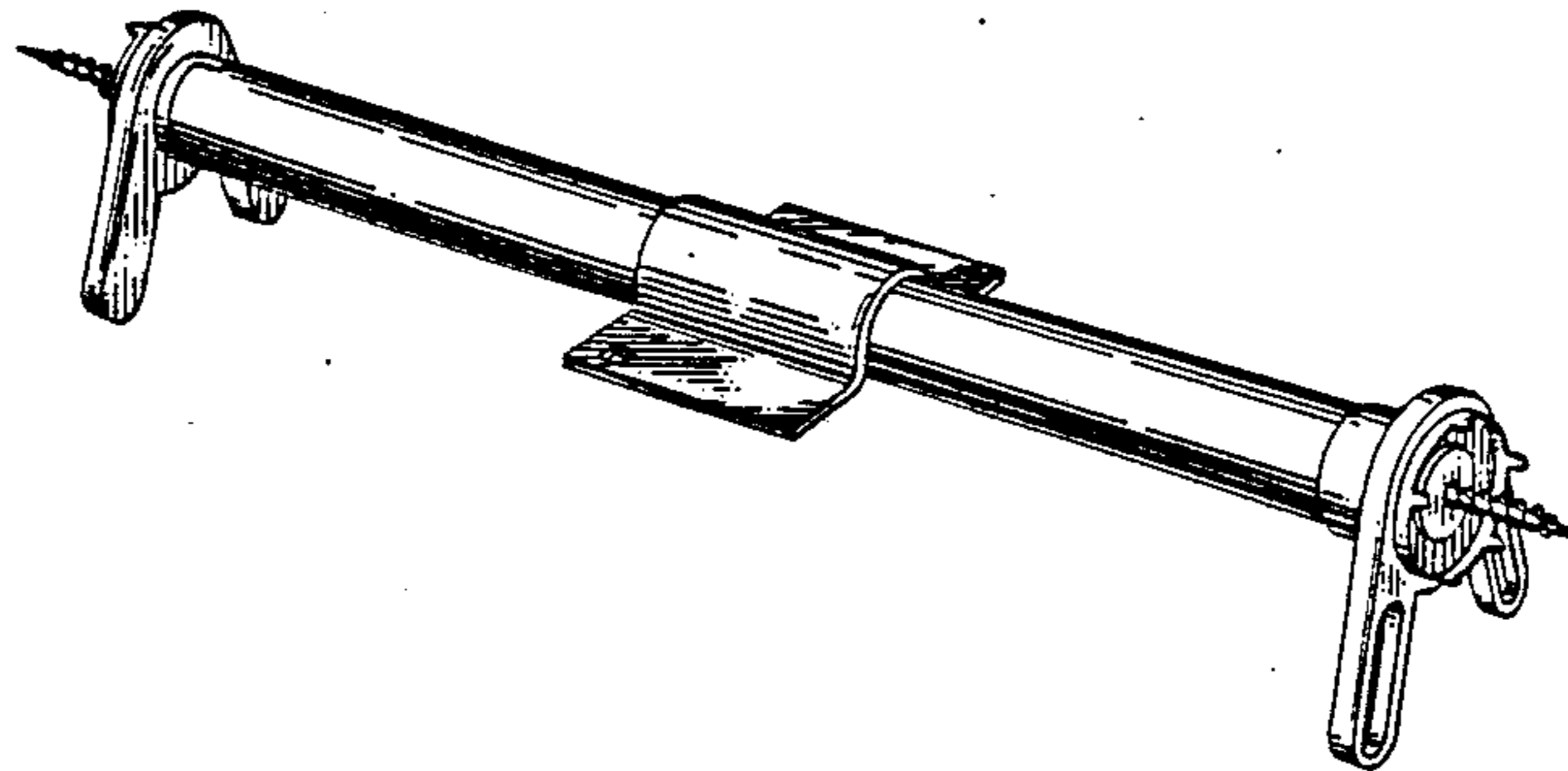
Primary Examiner—Horace B. Fay, Jr.
Attorney, Agent, or Firm—Daniel Rubin

[57] CLAIM

The ornamental design of a wall/ceiling hanger assembly, as shown and described.

DESCRIPTION

FIG. 1 is a front perspective view thereof;
FIG. 2 is a right side elevation view thereof;
FIG. 3 is a left side elevation view thereof;
FIG. 4 is an end view thereof (the opposite end view being a mirror image thereof);
FIG. 5 is a top plan view thereof; and
FIG. 6 is a bottom plan view thereof.



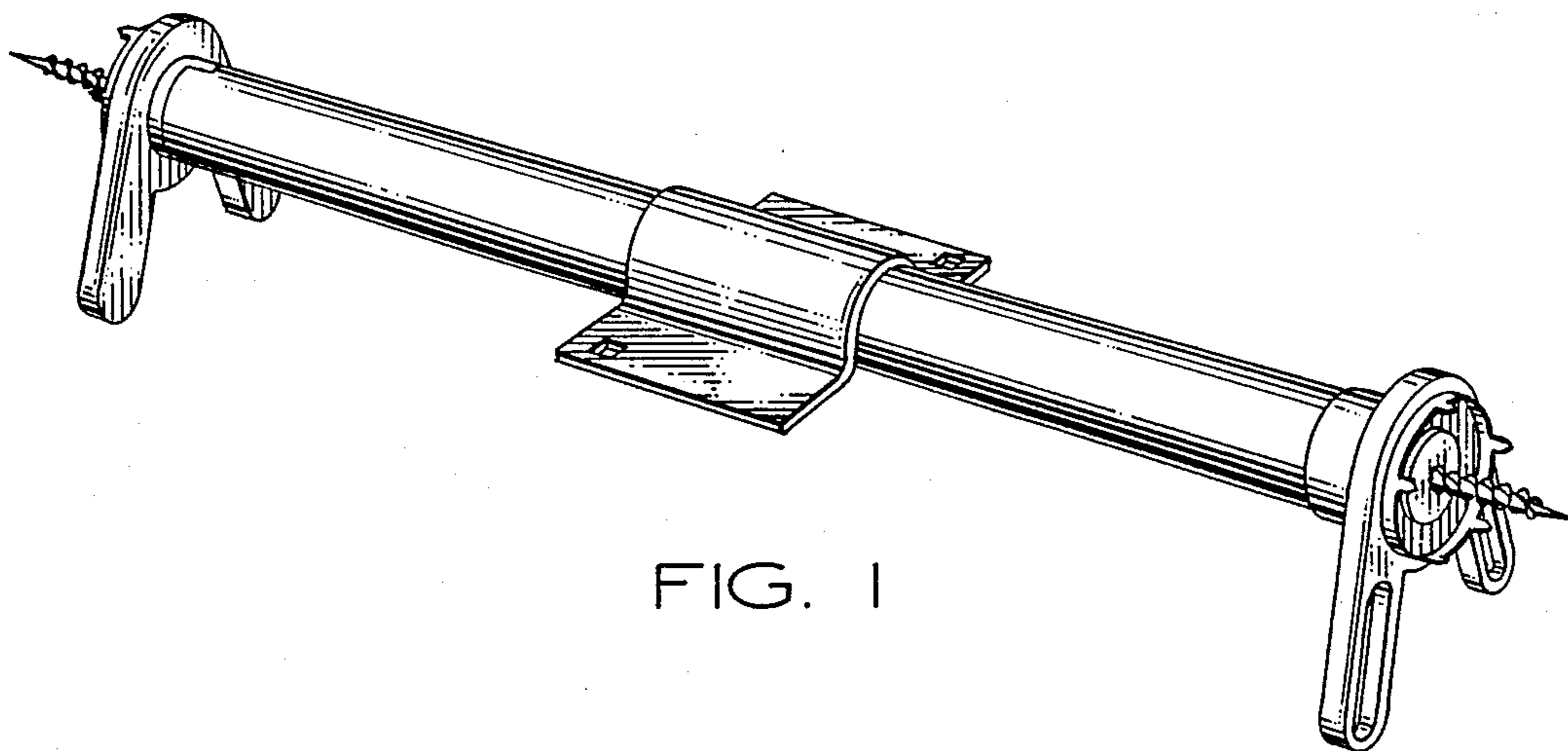


FIG. 1

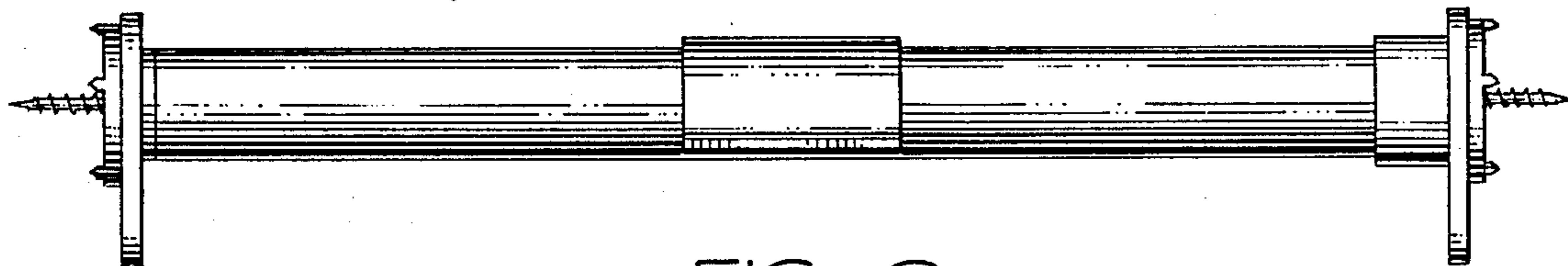


FIG. 2




FIG. 3

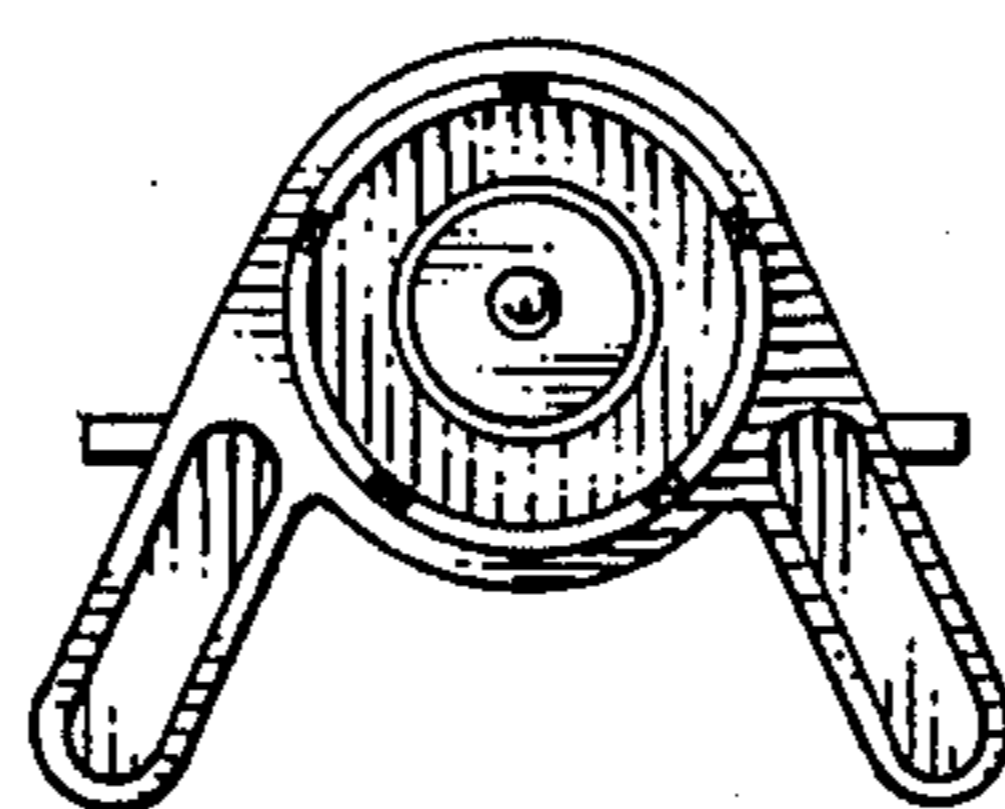


FIG. 4

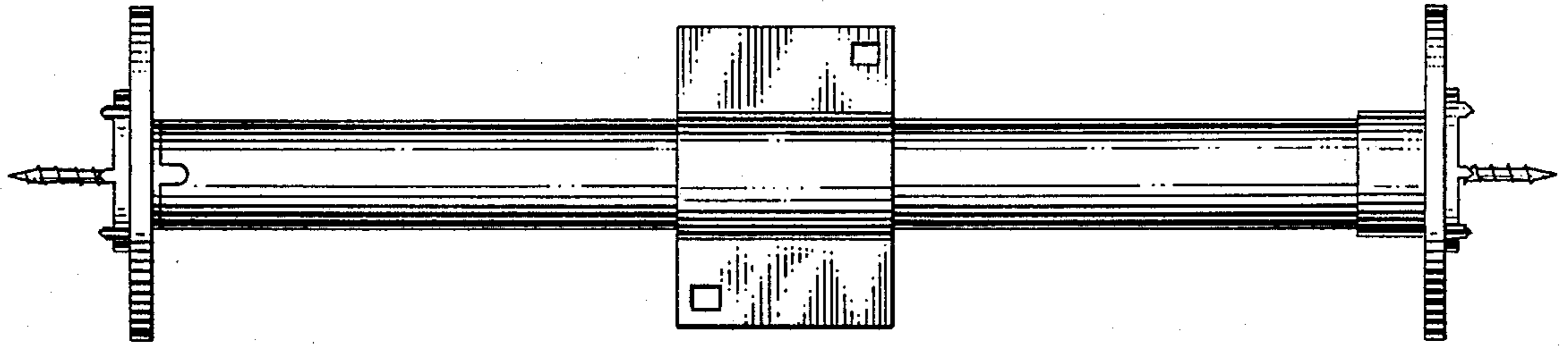


FIG. 5

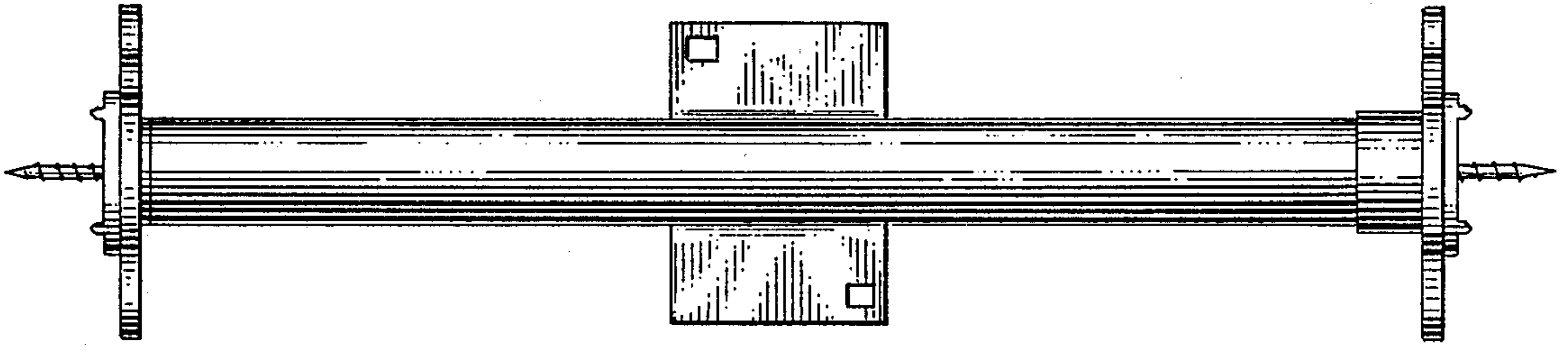


FIG. 6

UNITED STATES PATENT AND TRADEMARK OFFICE
CERTIFICATE OF CORRECTION

PATENT NO. : Des. 306,254

Page 1 of 2

DATED : February 27, 1990

INVENTOR(S) : Jack R. Kerr, Jr.

It is certified that error appears in the above-identified patent and that said Letters Patent is hereby corrected as shown below:

On the Cover Sheet

The title should read: "[54] HANGER ASSEMBLY FOR VERTICAL OR HORIZONTAL MOUNTING".

The claim of priority should read: "[63] Division of Serial No. 337,341, April 13, 1989."

The claim should read: "The ornamental design of a hanger assembly for vertical or horizontal mounting, as shown and described."

The figure descriptions should read:

"Fig. 1 is a front, top and right side perspective view of a Hanger Assembly for Vertical and Horizontal Mounting;

Figs. 2 and 3 are respectively right and left side elevational views thereof;

UNITED STATES PATENT AND TRADEMARK OFFICE
CERTIFICATE OF CORRECTION

PATENT NO. : Des. 306,254

Page 2 of 2

DATED : February 27, 1990

INVENTOR(S) : Jack R. Kerr, Jr.

It is certified that error appears in the above-identified patent and that said Letters Patent is hereby corrected as shown below:

Fig. 4 is an end elevational view thereof, the opposite end view being a mirror image thereof; and

Figs. 5 and 6 are respectively top and bottom plan views thereof."

Signed and Sealed this
Twenty-sixth Day of February, 1991

Attest:

HARRY F. MANBECK, JR.

Attesting Officer

Commissioner of Patents and Trademarks