

[54] **POCKET TORCH**  
[75] **Inventor: Siegfried Hölterscheidt,**  
Hückelhoven, Fed. Rep. of Germany  
[73] **Assignee: Walter Henkels GmbH, Fed. Rep. of**  
Germany  
[\*\*] **Term: 14 Years**  
[21] **Appl. No.: 28,623**  
[22] **Filed: Mar. 20, 1987**

[30] **Foreign Application Priority Data**  
Jan. 13, 1987 [DE] Fed. Rep. of Germany ..... MR179  
[52] **U.S. Cl. .... D26/44**  
[58] **Field of Search .... D26/37-42;**  
362/157, 158, 183-208

[56] **References Cited**  
**U.S. PATENT DOCUMENTS**  
D. 52,593 10/1918 Wachtel ..... D26/46  
D. 241,972 10/1976 Nau ..... D26/44

1,792,185 2/1931 Reynolds ..... 362/199  
2,539,974 1/1951 Riddell ..... 362/199


*Primary Examiner*—Susan J. Lucas  
*Attorney, Agent, or Firm*—Diller, Ramik & Wight

[57] **CLAIM**

The ornamental design for a pocket torch, as shown and described.

**DESCRIPTION**

FIG. 1 is a top, front, left-side perspective view of a pocket torch showing my new design, the adjustable being turned to the front;  
FIG. 2 is a top, front, left-side perspective view thereof with the adjustable head being turned to the top;  
FIG. 3 is a front elevational view thereof;  
FIG. 4 is a rear elevational view thereof;  
FIG. 5 is a side elevational view thereof, the opposite side being substantially a mirror image thereof;  
FIG. 6 is a top plan view thereof, and  
FIG. 7 is a bottom plan view thereof.  
The light source is shown in broken lines for illustrative purposes only.






FIG. 1

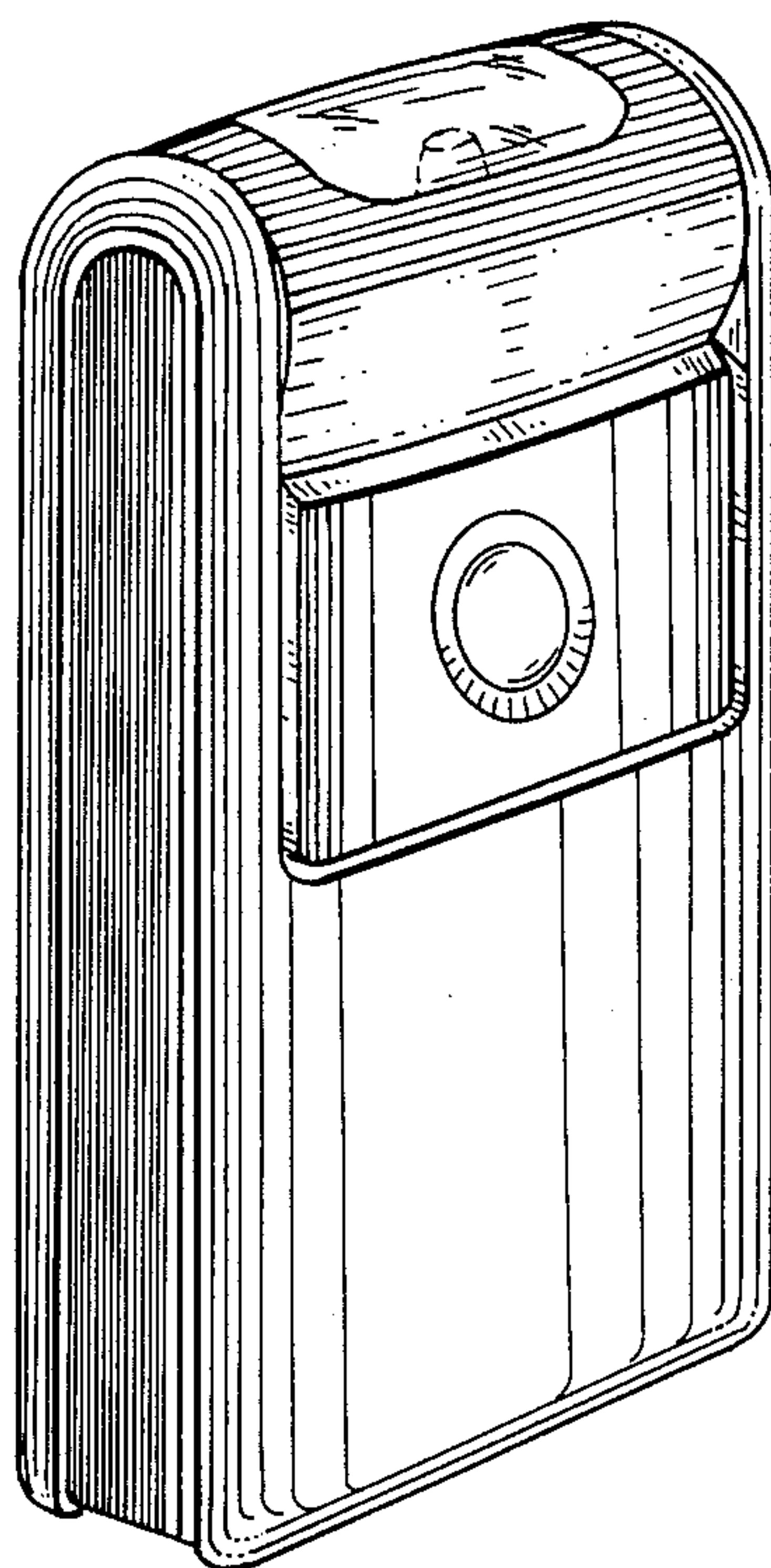


FIG. 2

FIG.3

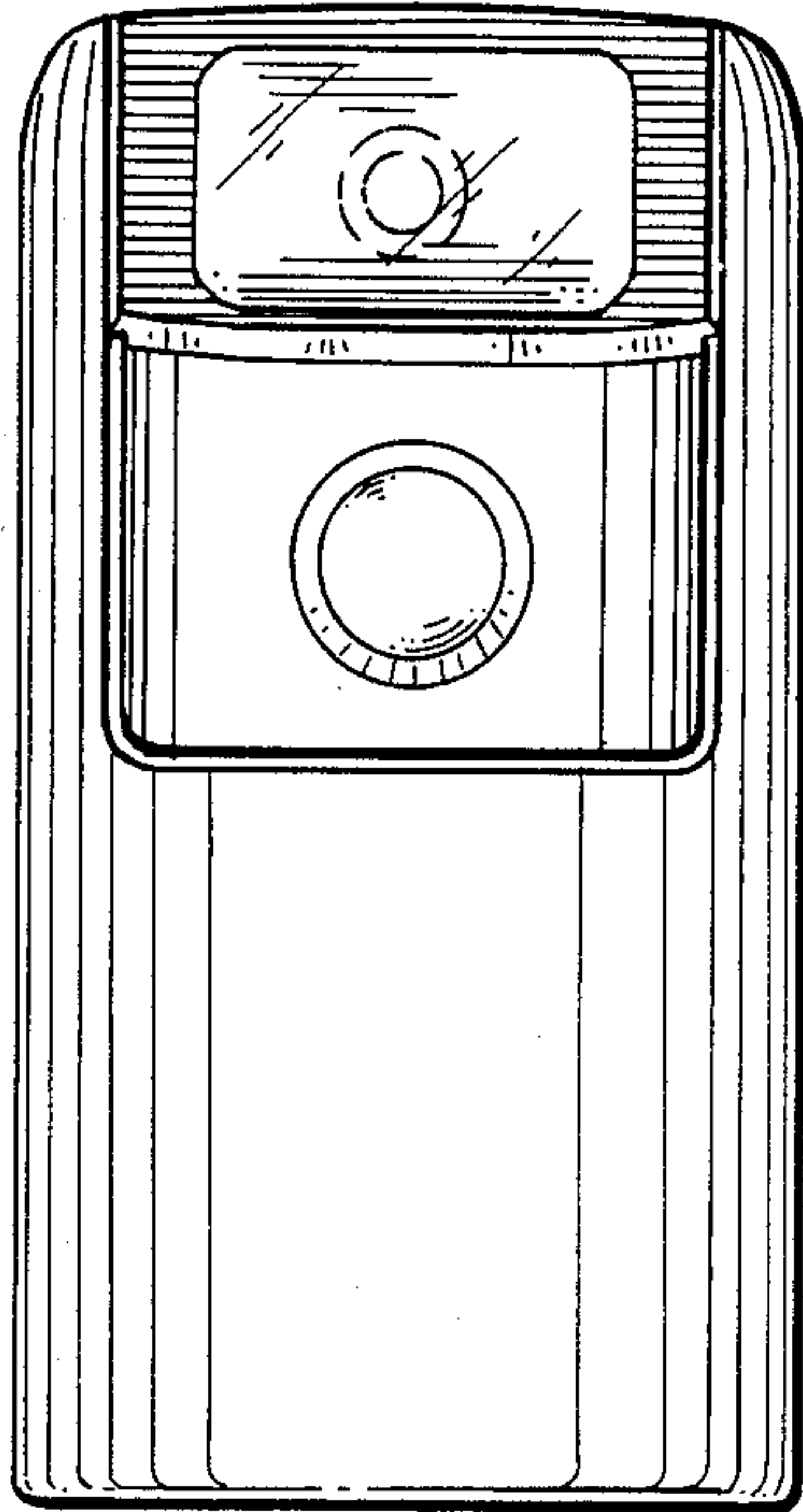


FIG.4

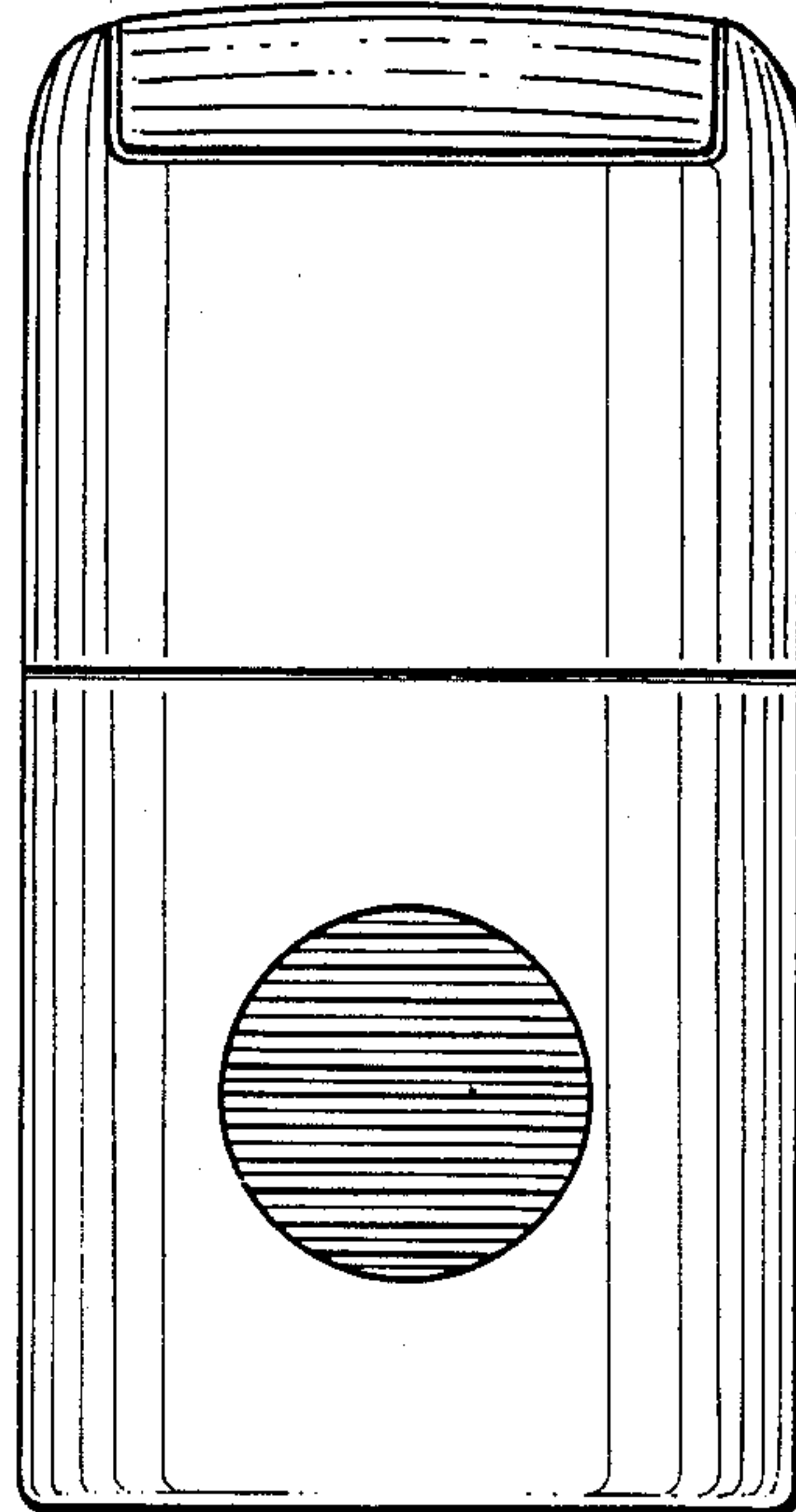


FIG.5




FIG.6




FIG.7

