

[54] **ORTHODONTIC DEBONDING TOOL**

[75] **Inventors: Clarence W. Hannan; Wilford A. Snead, both of San Dimas, Calif.**

[73] **Assignee: Unitek Corporation, Monrovia, Calif.**

[**] **Term: 14 Years**

[21] **Appl. No.: 47,923**

[22] **Filed: May 8, 1987**

[52] **U.S. Cl. D24/11**

[58] **Field of Search D24/10-11, D24/16; 433/3, 4, 141, 146, 161**

[56] **References Cited**

U.S. PATENT DOCUMENTS

- 4,486,177 12/1984 Lekawa 433/161
- 4,553,932 11/1985 Armstrong et al. 433/4
- 4,795,344 1/1989 Brewer, Jr. 433/141 X

OTHER PUBLICATIONS

S. S. While Dental Mfg. Catalogue "F" (1922) p. 154, Double-Ended Wrench #108.

Primary Examiner—Wallace R. Burke

Assistant Examiner—Brian N. Vinson

Attorney, Agent, or Firm—Donald M. Sell; Walter N. Kirn; James D. Christoff

[57] **CLAIM**

The ornamental design for an orthodontic debonding tool, as shown and described.

DESCRIPTION

FIG. 1 is a perspective view of an orthodontic debonding tool showing our new design;

FIG. 2 is a side elevational view thereof, the opposite side being a mirror image of that shown;

FIG. 3 is a top plan view thereof, the bottom being a mirror image of that shown; and

FIG. 4 is an end elevational view thereof, the opposite end being an inverted mirror image of that shown.

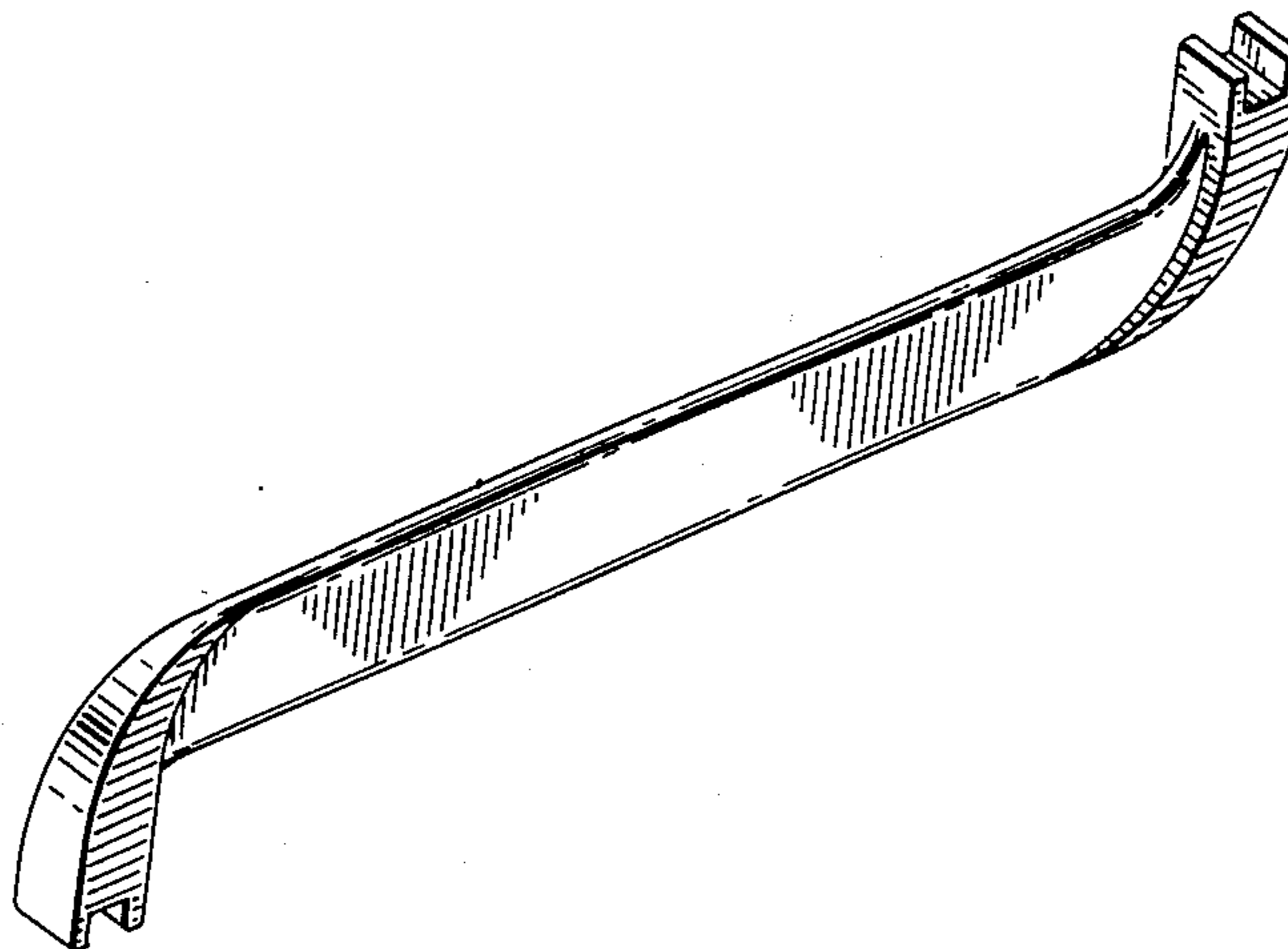


Fig. 1

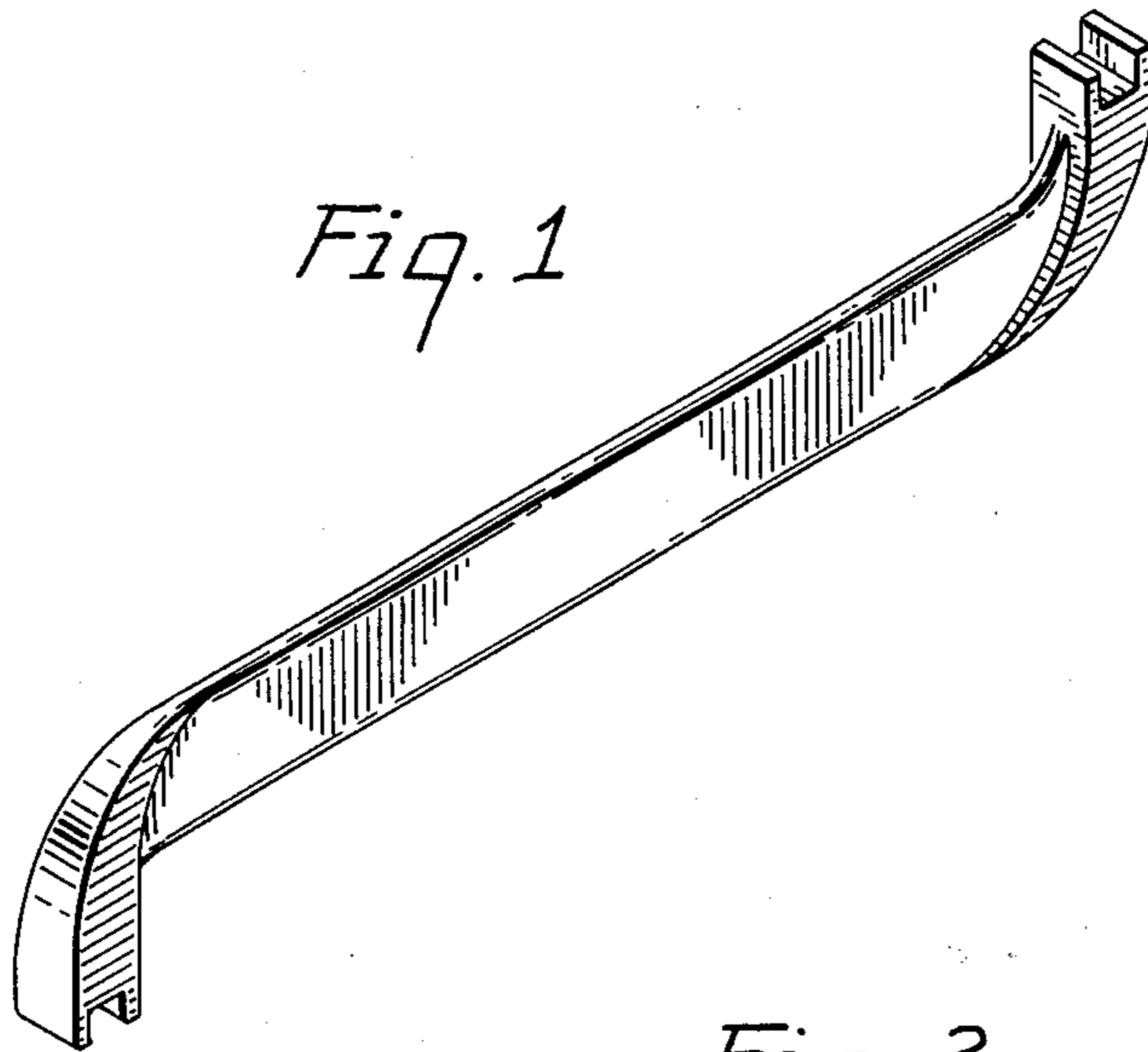


Fig. 2

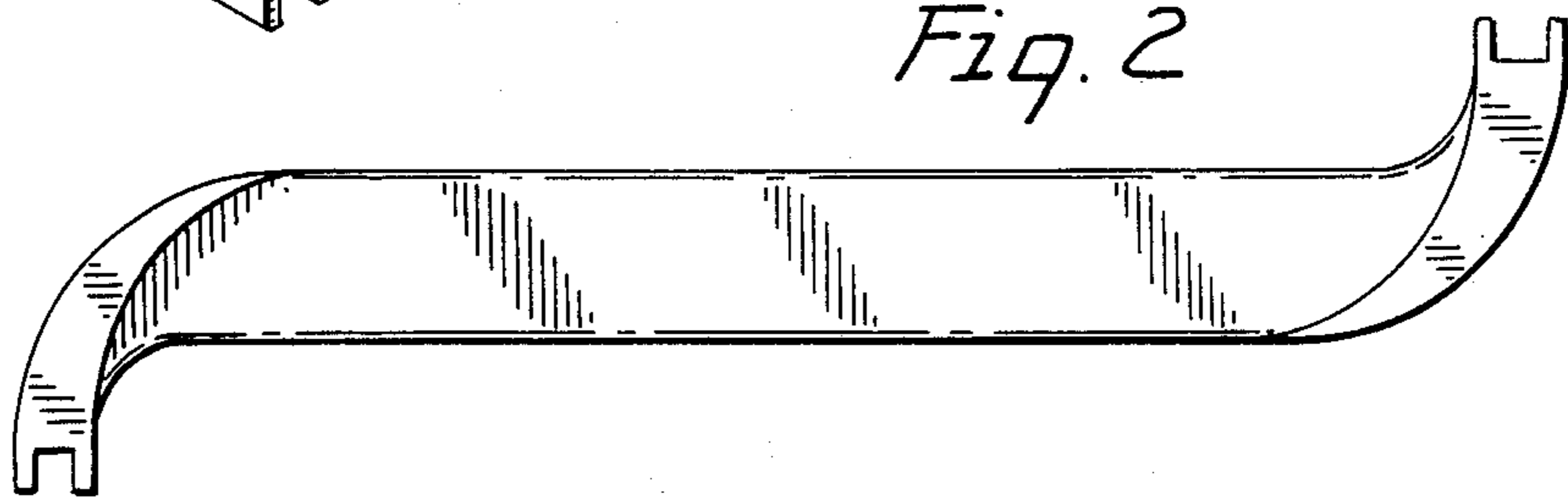


Fig. 3




Fig. 4

