

[54] COVER PLATE FOR A FILTER CARTRIDGE FOR A SPA OR SWIMMING POOL WATER FILTER

[75] Inventor: Paul J. Meissner, Camarillo, Calif.

[73] Assignee: Meissner Mfg. Co., Inc., Sun Valley, Calif.

[**] Term: 14 Years

[21] Appl. No.: 18,976

[22] Filed: Feb. 25, 1987

[52] U.S. Cl. D23/209

[58] Field of Search D23/200, 207, 209; 210/493.2; D7/79, 17, 317, 360, 391, 361; D8/352; D9/436, 435

[56] References Cited

U.S. PATENT DOCUMENTS

D. 160,649	10/1950	Muller-Munk	D7/391
D. 180,928	9/1957	Bliss	D7/79
D. 294,167	2/1988	Meissner	D23/209
586,709	7/1897	Kunzel, Jr.	D23/209
2,218,339	10/1940	Manning	210/233
3,392,843	7/1968	Mumby	210/457
3,506,475	4/1970	MacDonnell	427/285
3,520,417	7/1970	Durr et al.	210/493.1
3,867,294	2/1975	Pall et al.	210/489
4,425,720	1/1984	Elevitch	D7/360

FOREIGN PATENT DOCUMENTS

680211 10/1952 United Kingdom 172/394

OTHER PUBLICATIONS

Schöner Wohnen, Aug. 1980, p. 84, Pot Cover A, middle of page.

Primary Examiner—James M. Gandy
Assistant Examiner—Lisa Lichtenstein
Attorney, Agent, or Firm—Christie, Parker & Hale

[57] CLAIM

The ornamental design for a cover plate for a filter cartridge for a spa or swimming pool water filter, as shown and described.

DESCRIPTION

FIG. 1 is a top perspective view of a cover plate for a filter cartridge for a spa or swimming pool water filter showing my new design;

FIG. 2 is a top plan view thereof, on a reduced scale; FIG. 3 is a front elevation view thereof on a reduced scale, the adjacent sides and rear being identical in appearance; and

FIG. 4 is a right or left side elevation view thereof, on a reduced scale.

The broken line showing of a filter cartridge in FIGS. 3 and 4, is for illustrative purposes only and forms no part of the claimed design.

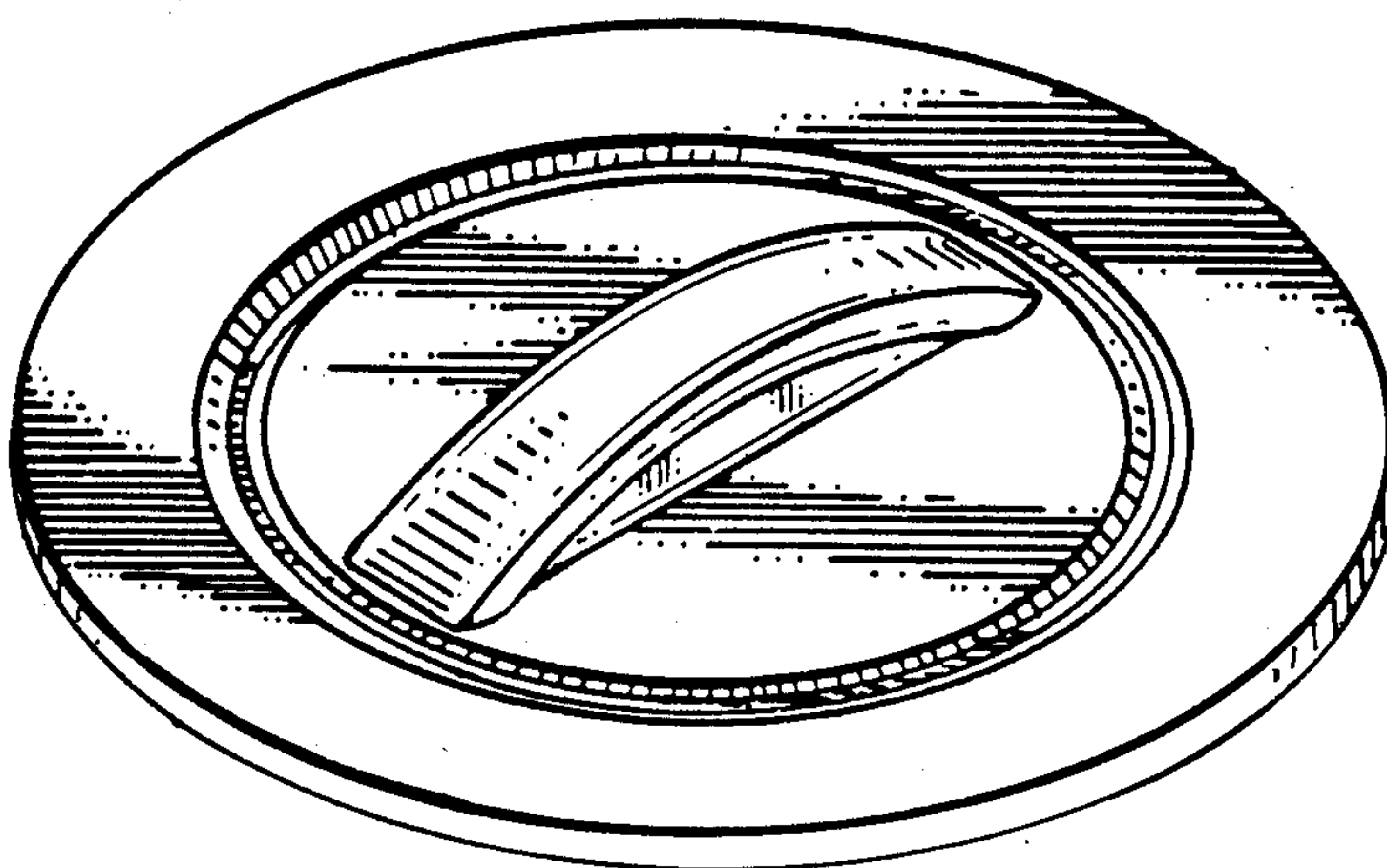


Fig. 1.

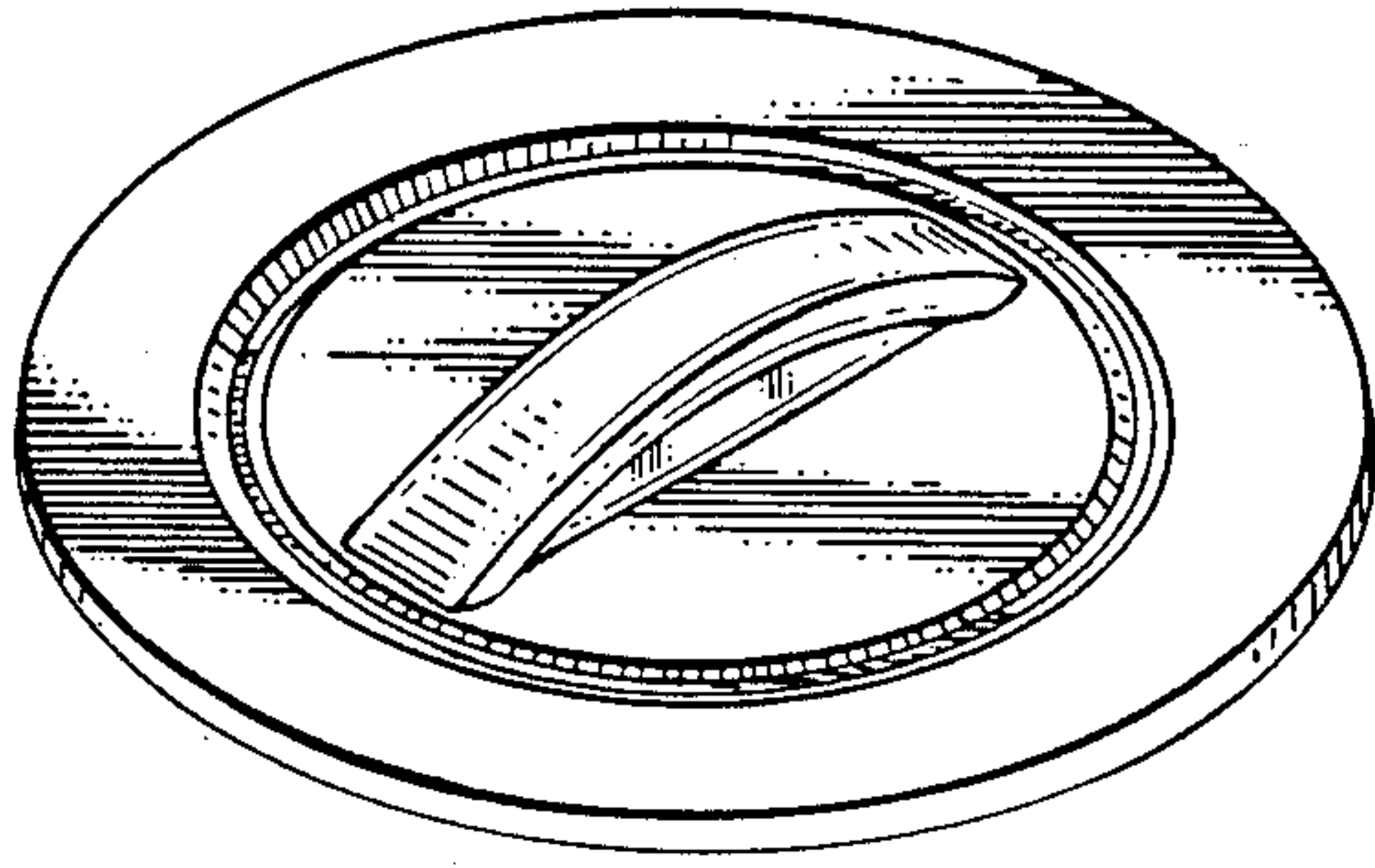


Fig. 2.

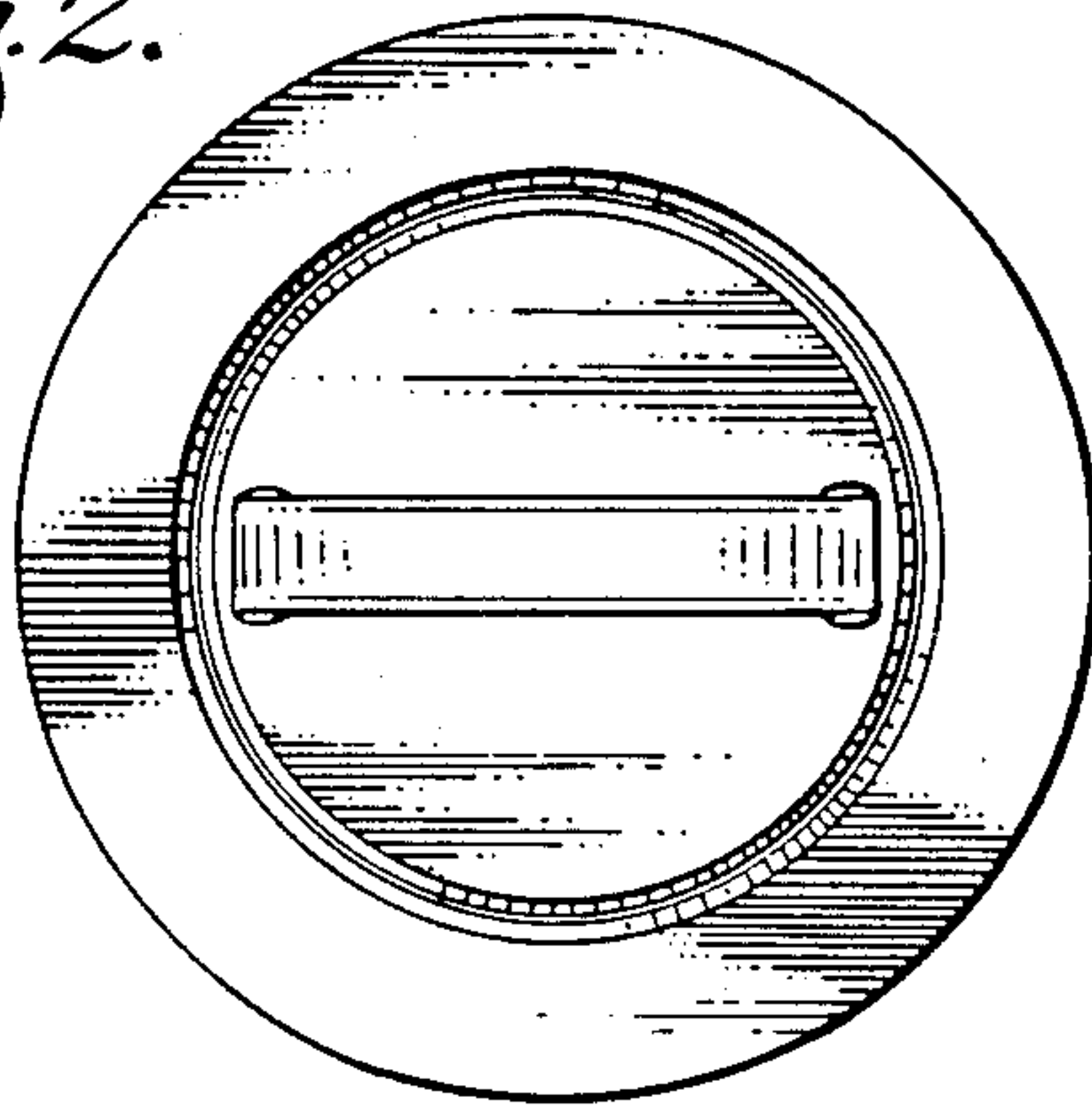


Fig. 3.




Fig. 4

