

# United States Patent [19]

Reilly et al.

[11] Patent Number: **Des. 306,189**

[45] Date of Patent: **\*\* Feb. 20, 1990**

[54] **FLAPPER DRIVEN TOY BALLOON**  
[75] Inventors: **Robin Reilly, Los Angeles; Robert Sheppard, North Hollywood; John Dykstra, Sherman Oaks; Grant McCune, Van Nuys; Thomas Valentine, Sherman Oaks, all of Calif.**

[73] Assignee: **Apogee, Inc., Van Nuys, Calif.**

[\*\*] Term: **14 Years**

[21] Appl. No.: **6,582**

[22] Filed: **Jan. 23, 1987**

[52] U.S. Cl. .... **D21/84**

[58] Field of Search ..... **D21/87, 84, 82, 88; 446/220, 221, 222, 224, 225**

[56] **References Cited**

**U.S. PATENT DOCUMENTS**

D. 288,216 2/1987 Jensen ..... **D21/84**

D. 301,257 5/1989 Reilly et al. .... **D21/84**  
D. 301,347 5/1989 Reilly et al. .... **D21/84**  
3,225,488 12/1965 Goldfarb ..... **D21/84**  
3,761,041 9/1973 Putman ..... **D21/87**

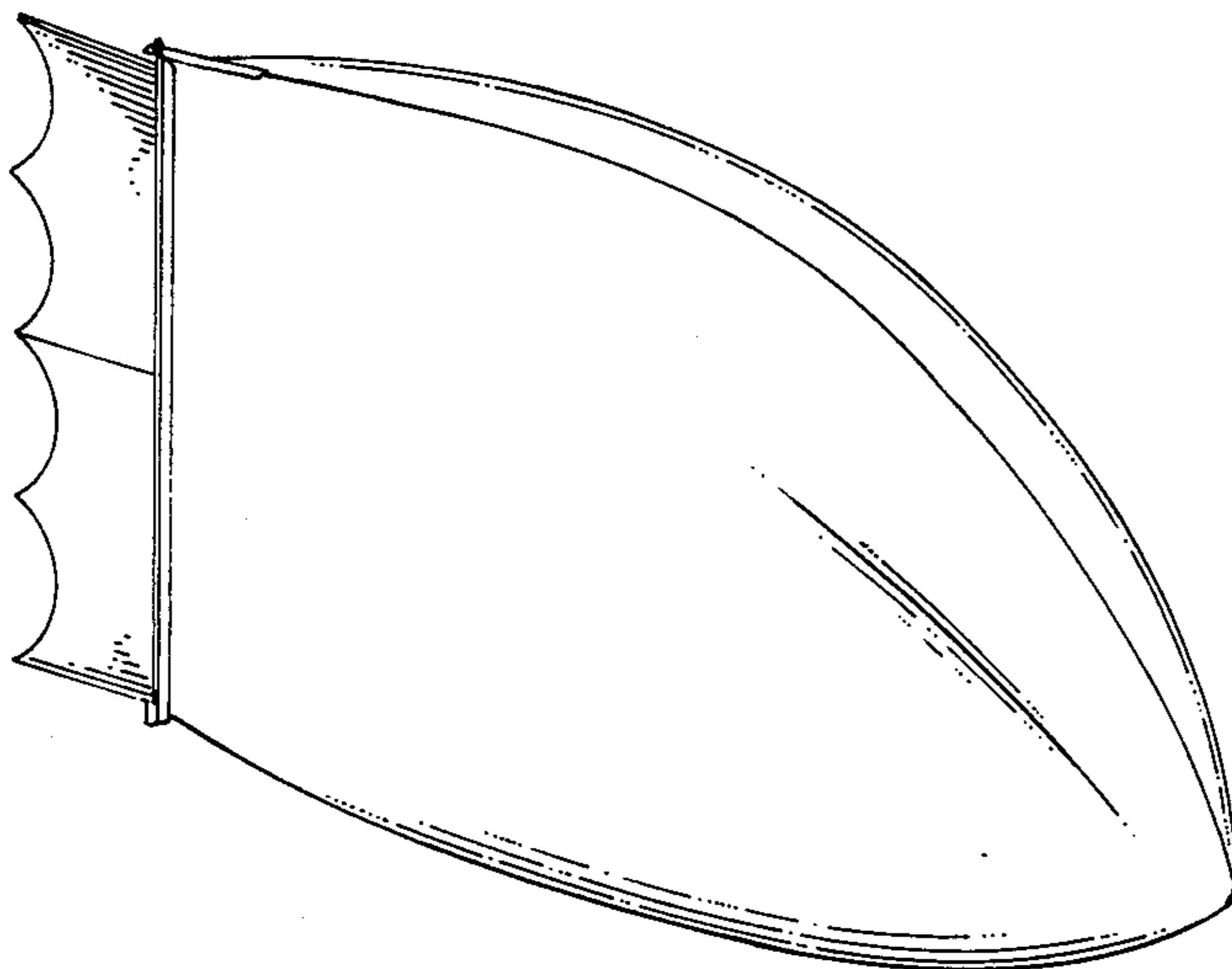
*Primary Examiner*—Charles A. Rademaker  
*Attorney, Agent, or Firm*—Blakely Sokoloff Taylor & Zafman

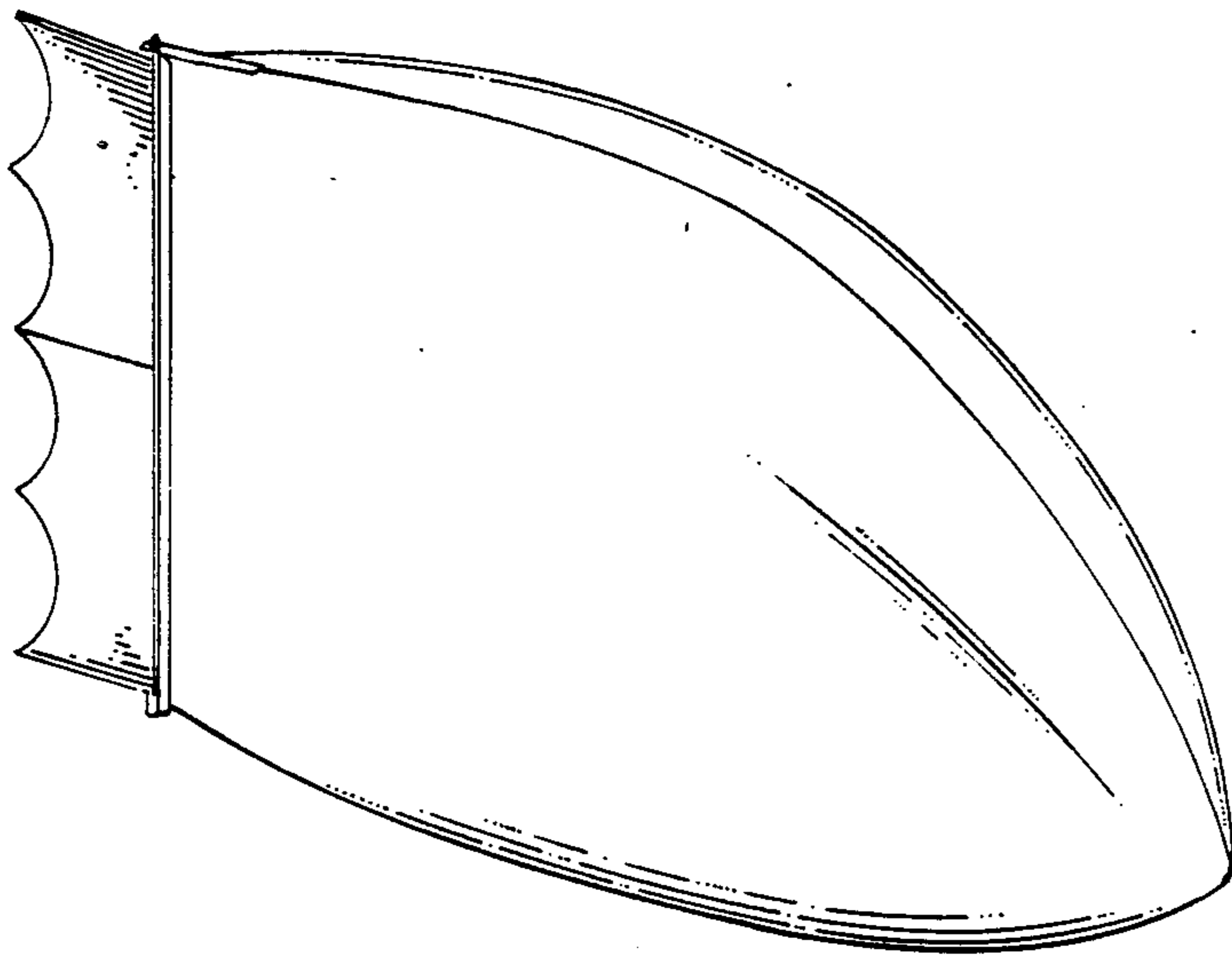
[57] **CLAIM**

The ornamental design for a flapper driven toy balloon, as shown.

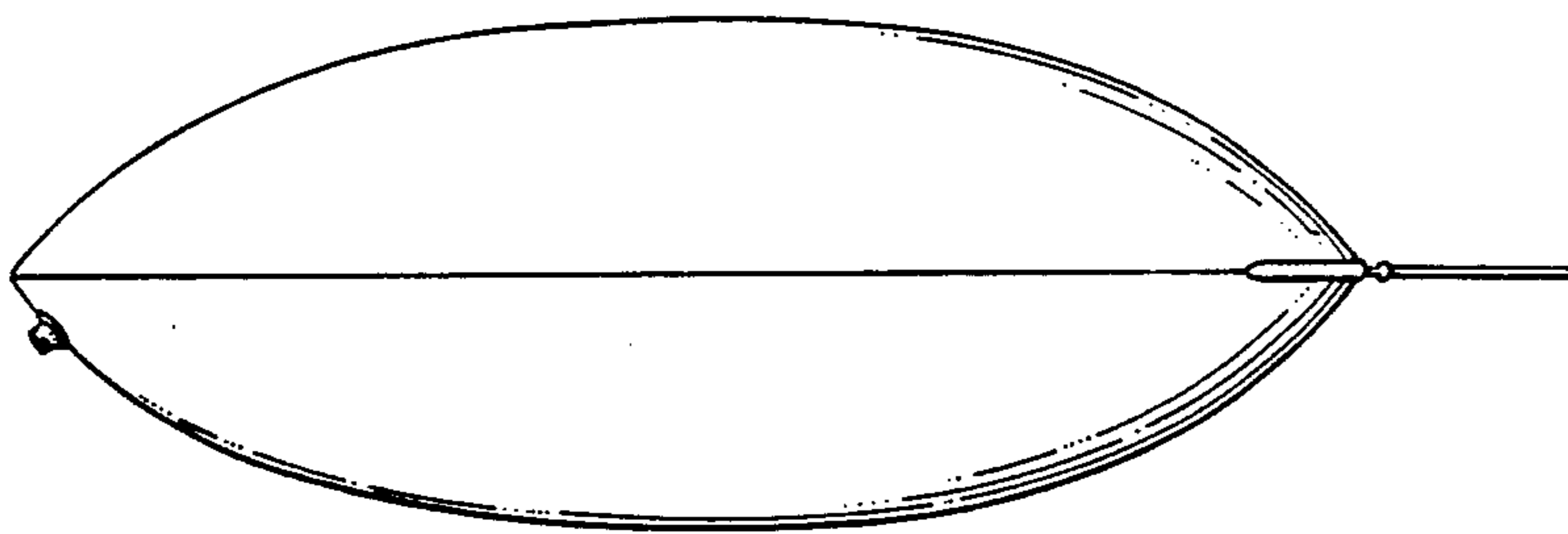
**DESCRIPTION**

FIG. 1 is a perspective view of a flapper driven toy balloon showing our new design;  
FIG. 2 is a top plan view thereof;  
FIG. 3 is a left side elevational view thereof;  
FIG. 4 is a bottom plan view thereof;  
FIG. 5 is a front elevational view thereof; and,  
FIG. 6 is a rear elevational view thereof.

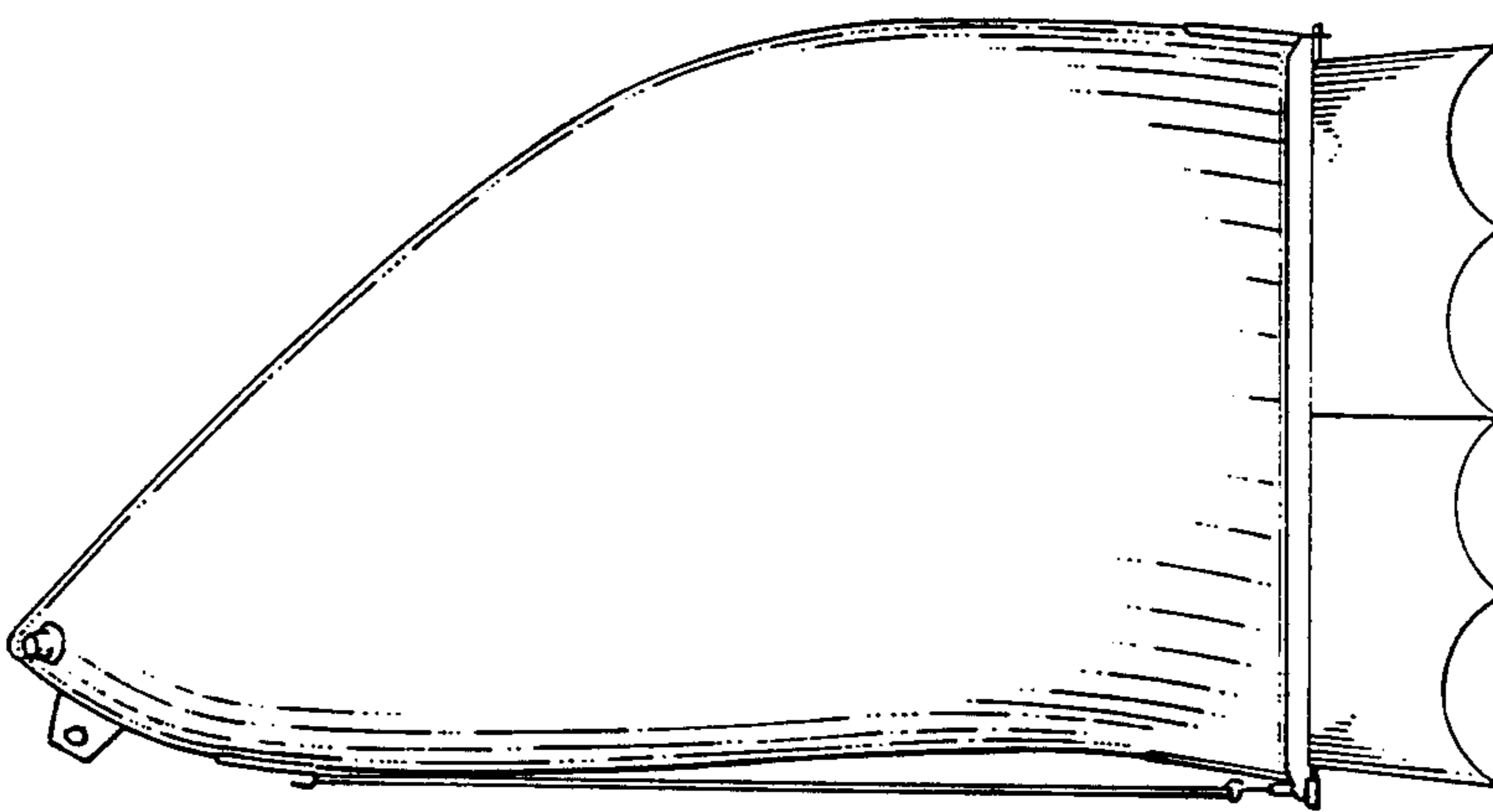




*Fig. 1*



*Fig. 2*



*Fig. 3*