

[54] CASING FOR A WRITING INSTRUMENT

[75] Inventor: Daniel Lauper, Givisiez, Switzerland

[73] Assignee: Interdica S.A., Villars-sur-Glane, Switzerland

[**] Term: 14 Years

[21] Appl. No.: 933,889

[22] Filed: Nov. 24, 1986

[30] Foreign Application Priority Data

May 27, 1986 [FR] France 86 2783

[52] U.S. Cl. D19/49; D19/41; D19/43; D19/57

[58] Field of Search D19/35, 36, 41-51; 401/202, 243, 244, 245, 246, 247

[56] References Cited

U.S. PATENT DOCUMENTS

- D. 89,815 5/1933 Tefft D19/48
- D. 97,174 8/1935 Bienenstein D19/47

- D. 143,051 11/1945 Waldinger D19/48
- D. 144,358 4/1946 Fish et al. D19/48
- D. 155,806 1/1949 Kahn D19/48

Primary Examiner—Bruce W. Dunkins
Assistant Examiner—Martha Thompson
Attorney, Agent, or Firm—Cushman, Darby & Cushman

[57] CLAIM

The ornamental design for a casing for a writing instrument, as shown.

DESCRIPTION

FIG. 1 is a front elevational view of a casing for a writing instrument, in an exploded condition, showing my new design;

FIG. 2 is a front elevational view of my design in a closed condition;

FIG. 3 is a right side elevational view;

FIG. 4 is a left side elevational view;

FIG. 5 is a rear elevational view;

FIG. 6 is a bottom plan view; and

FIG. 7 is a top plan view thereof.



Fig. 1





Fig. 3

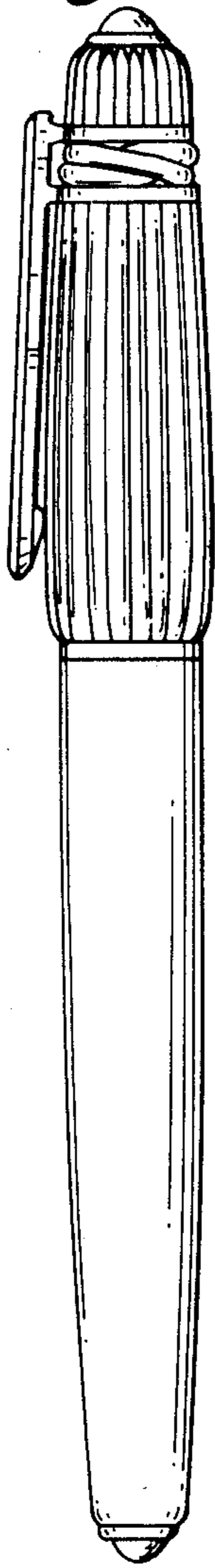


Fig. 6




Fig. 2

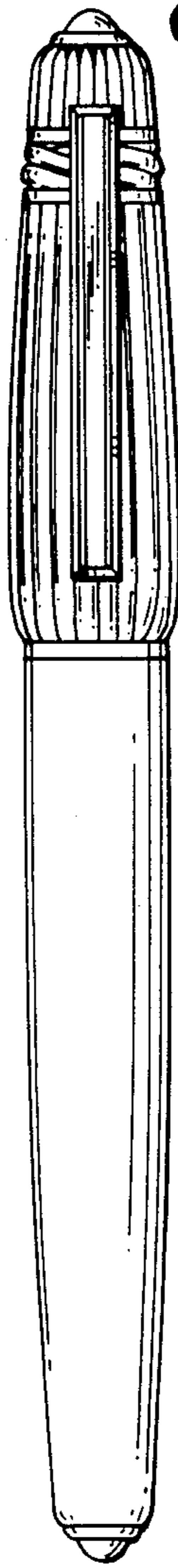


Fig. 4

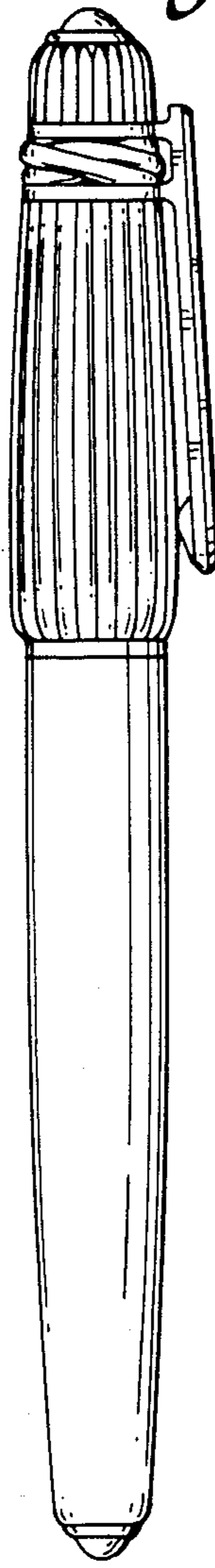


Fig. 5

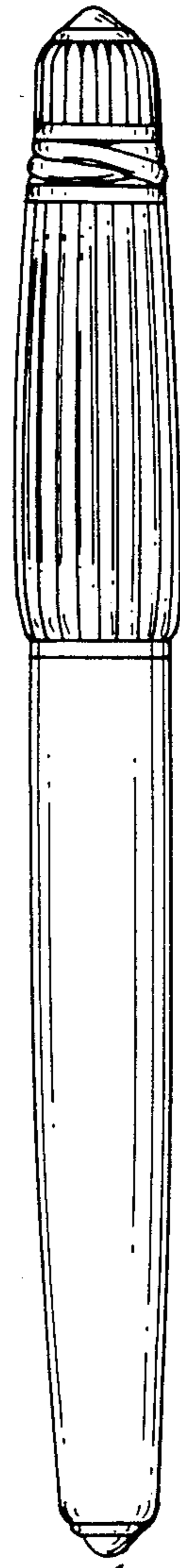


Fig. 7

