

[54] TELEPHONE HANDSET FOR ACCOMMODATING EAR JEWELRY

[76] Inventor: Virginia I. Burton, E. 640 Benson Lake Dr., Grapeview, Wash. 98546

[**] Term: 14 Years

[21] Appl. No.: 210,009

[22] Filed: Jun. 22, 1988

[52] U.S. Cl. D14/249

[58] Field of Search D14/249, 248, 151; 379/433, 440, 435, 436, 434

D. 299,135 12/1988 Rhodes D14/248

3,769,744 11/1973 Sloane et al. 446/142

4,121,061 10/1978 Donaldson 379/430

Primary Examiner—Horace B. Fay, Jr.
 Attorney, Agent, or Firm—Seed and Berry

[57] CLAIM

The ornamental design for a telephone handset for accommodating ear jewelry, as shown and described.

DESCRIPTION

FIG. 1 is a rear, top and left side perspective view of a telephone handset for accommodating ear jewelry showing my new design;

FIG. 2 is a rear elevational view thereof;

FIG. 3 is a right side elevational view thereof, the side opposite being a mirror image;

FIG. 4 is front elevational view thereof; and

FIGS. 5 and 6 are respectively top and bottom plan views thereof.

- [56] References Cited
- U.S. PATENT DOCUMENTS
- | | | | |
|------------|---------|---------------------|---------|
| D. 229,837 | 1/1974 | Genaro et al. | D14/248 |
| D. 236,627 | 9/1975 | Henshaw et al. | D14/248 |
| D. 284,471 | 7/1986 | Felix et al. | D14/248 |
| D. 287,586 | 1/1987 | Tanaka et al. | D14/151 |
| D. 293,442 | 12/1987 | Richardson | D14/248 |

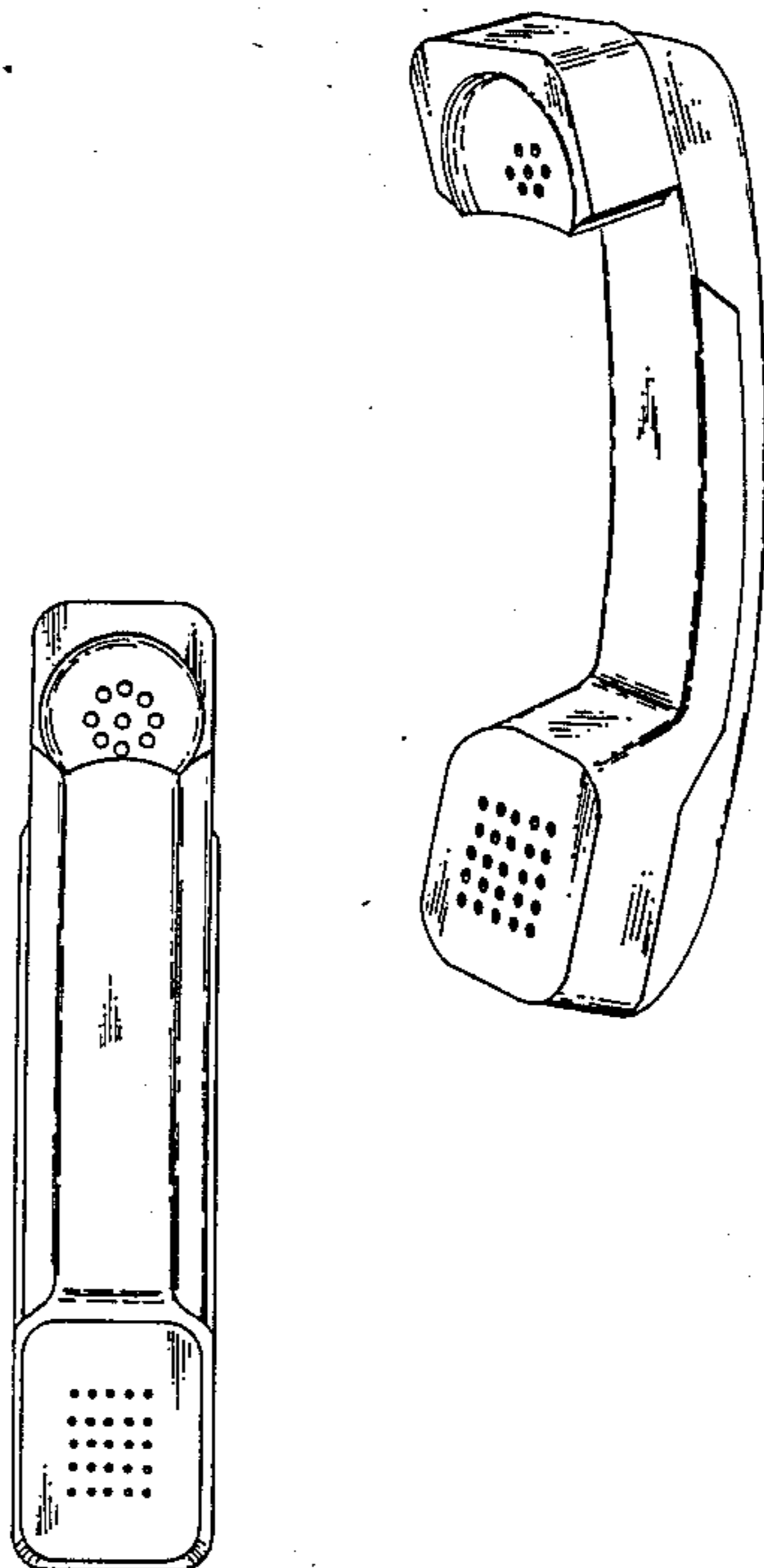


FIG. 1

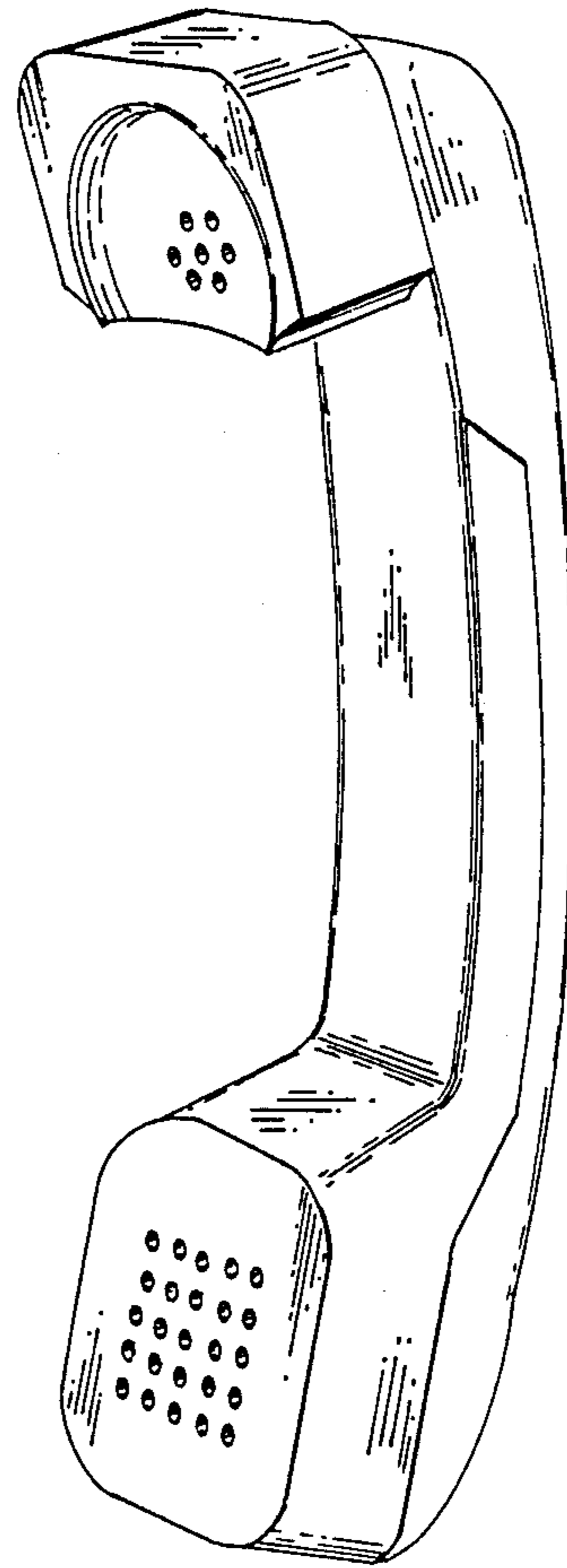


FIG. 2




FIG. 3

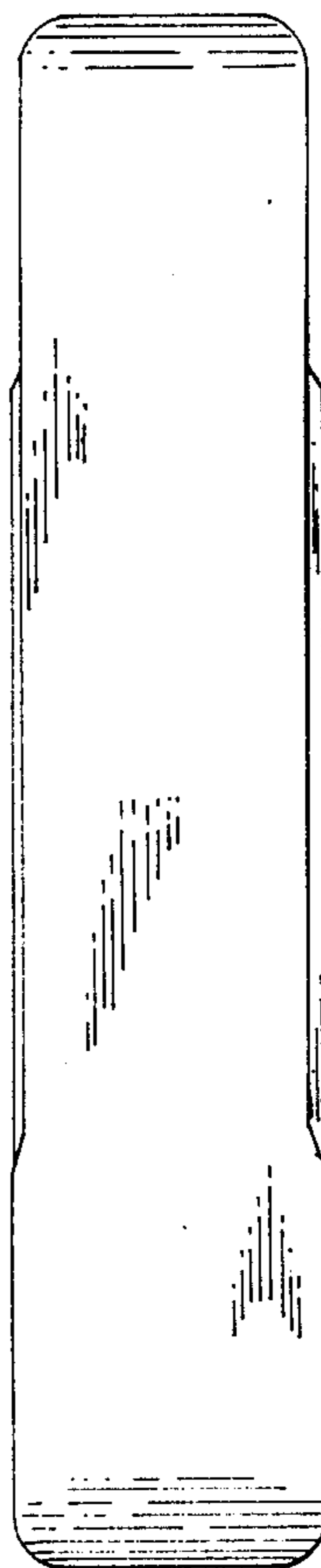
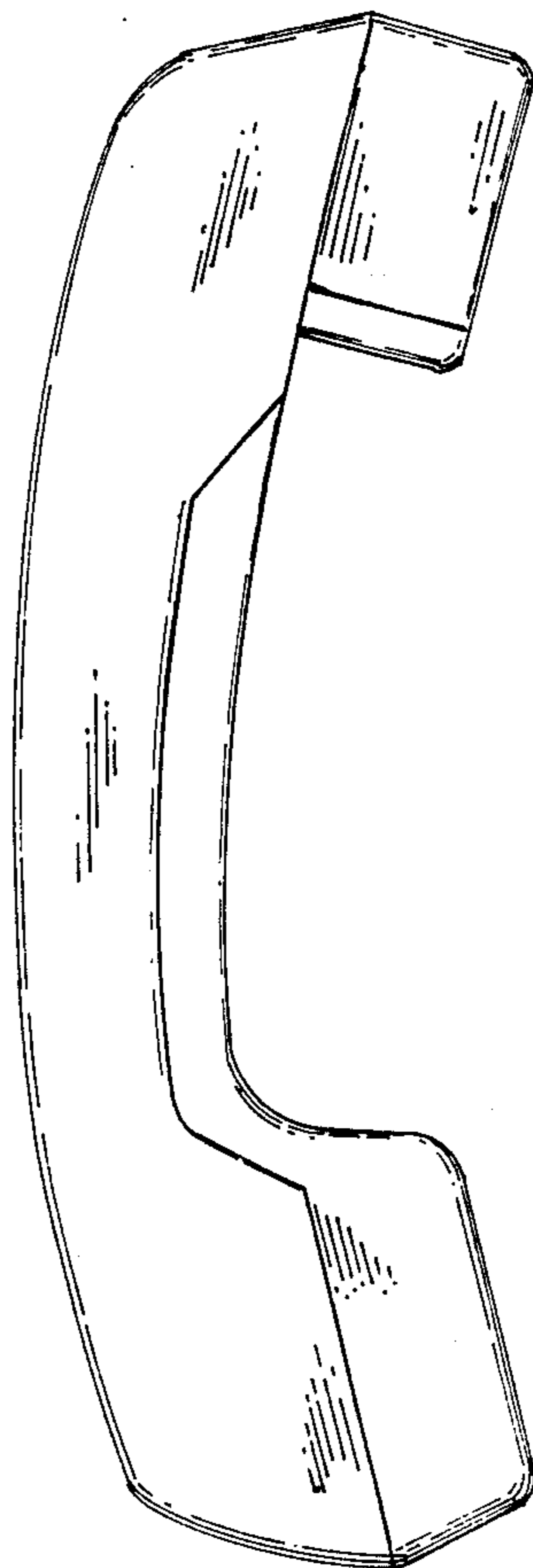


FIG. 4

FIG. 5

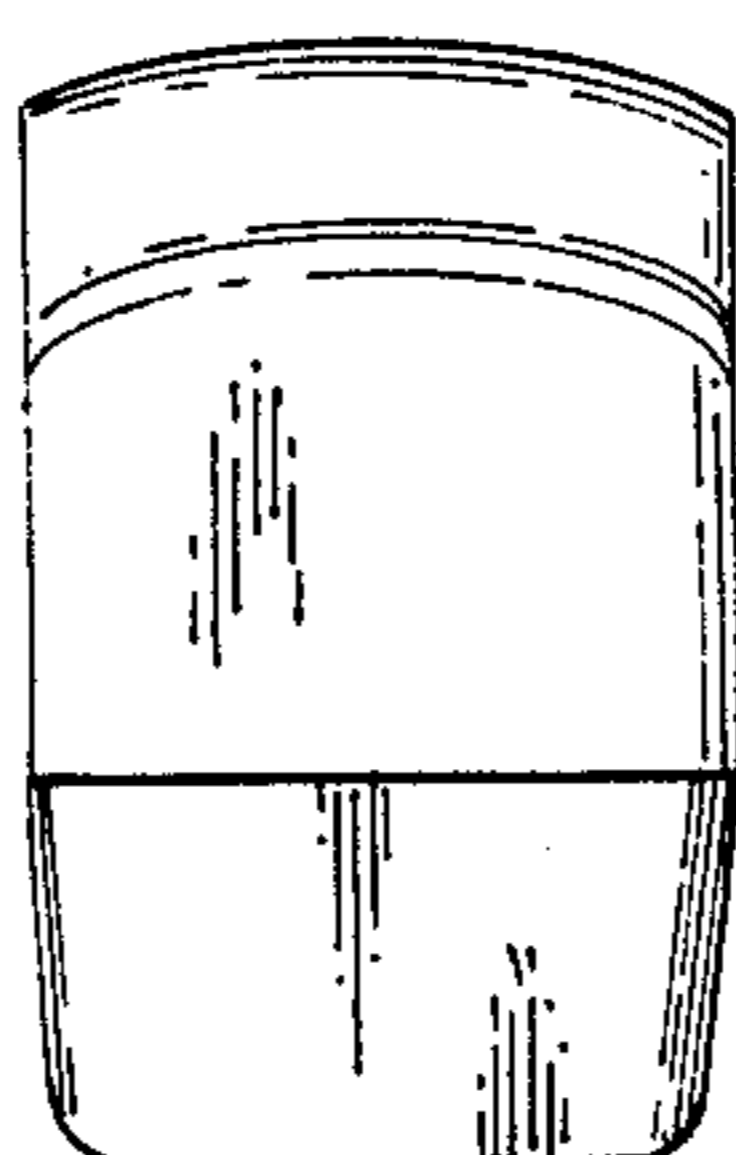


FIG. 6

