

[54] MULTI-UNIT CONTAINER

[75] Inventor: Christophe Bridel, Rennes, France

[73] Assignee: Laiteries E. Bridel, Retiers, France

[**] Term: 14 Years

[21] Appl. No.: 122,423

[22] Filed: Nov. 18, 1987

[30] Foreign Application Priority Data

May 19, 1987 [FR] France 87 2948

[52] U.S. Cl. D9/341

[58] Field of Search D9/339, 341, 345, 432, D9/414, 402, 415; 206/45.31, 45.11, 472, 820, 492, 577, 390, 0.83, 0.84; 229/120.02, 120.09, 120.31, 41 R, 6 R, 16 R; 220/23.8, 23.83, 20

[56] References Cited

U.S. PATENT DOCUMENTS

- 2,801,002 7/1957 Volckening et al. 206/472 X
- 2,908,383 10/1959 Vogt D9/341 X
- 3,605,374 9/1971 Mueller et al. 206/820 X
- 3,868,017 2/1975 Carveth 206/45.31 X

- 3,941,248 3/1976 Moser et al. 206/820 X
- 3,987,956 10/1976 Congleton 220/23.4 X
- 4,320,846 3/1982 Meyering et al. 220/23.8 X
- 4,368,840 1/1983 Pardo 220/23.8 X
- 4,799,590 1/1989 Furman 206/820 X

Primary Examiner—Bernard Ansher
Assistant Examiner—Prabhakar Deshmukh
Attorney, Agent, or Firm—Nies, Webner, Kurz & Bergert

[57] CLAIM

The ornamental design for multi-unit container, as shown and described.

DESCRIPTION

FIG. 1 is a perspective view of a multi-unit container showing my new design. The undisclosed sides being mirror images to the sides shown;
FIG. 2 is a top perspective view thereof, partially in an open position;
FIG. 3 is a top perspective view thereof, fully in an open position; and
FIG. 4 is a top perspective view in an alternate position, as that shown in FIG. 3, with one unit removed for clarity of illustration.


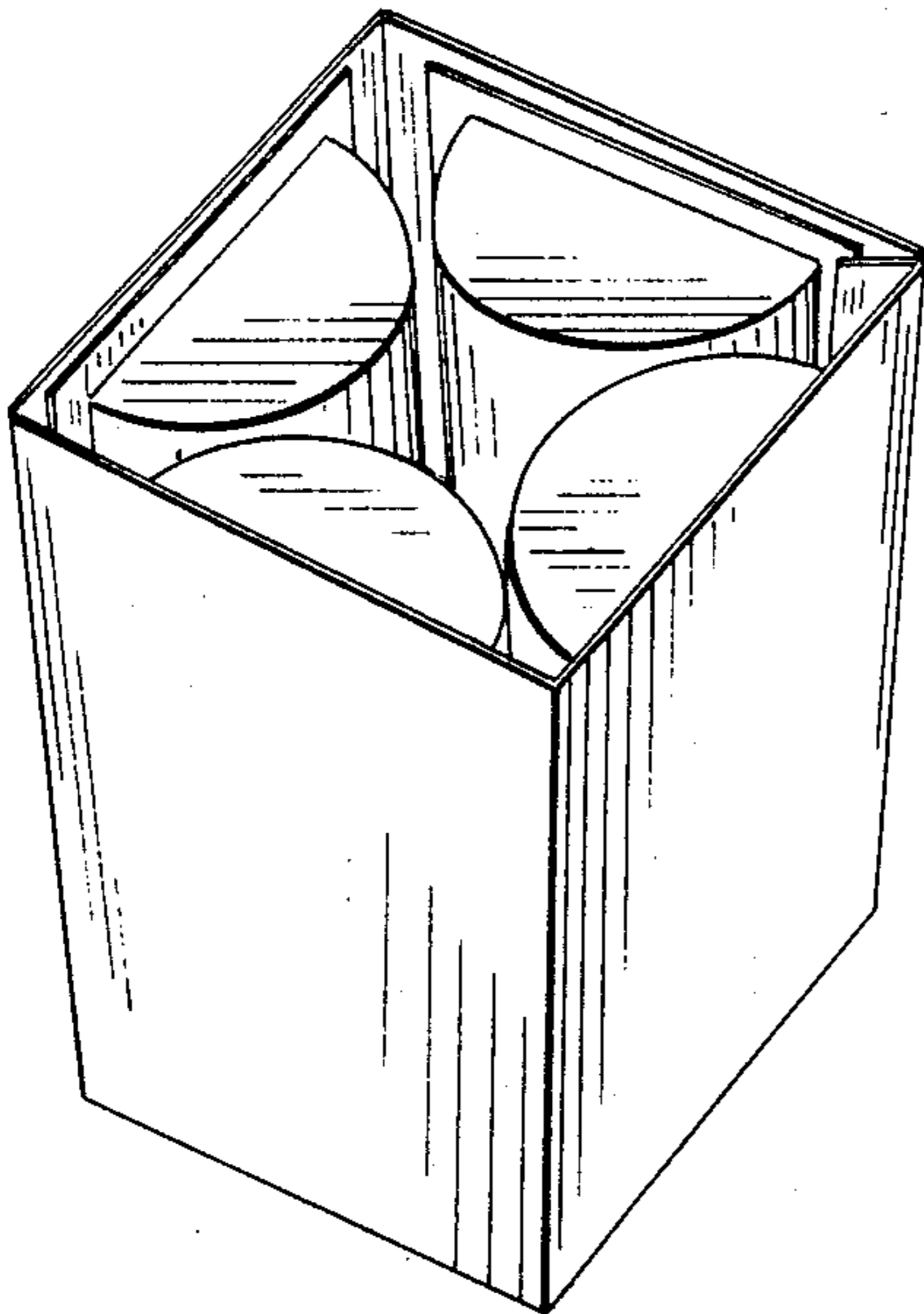


Fig. 1

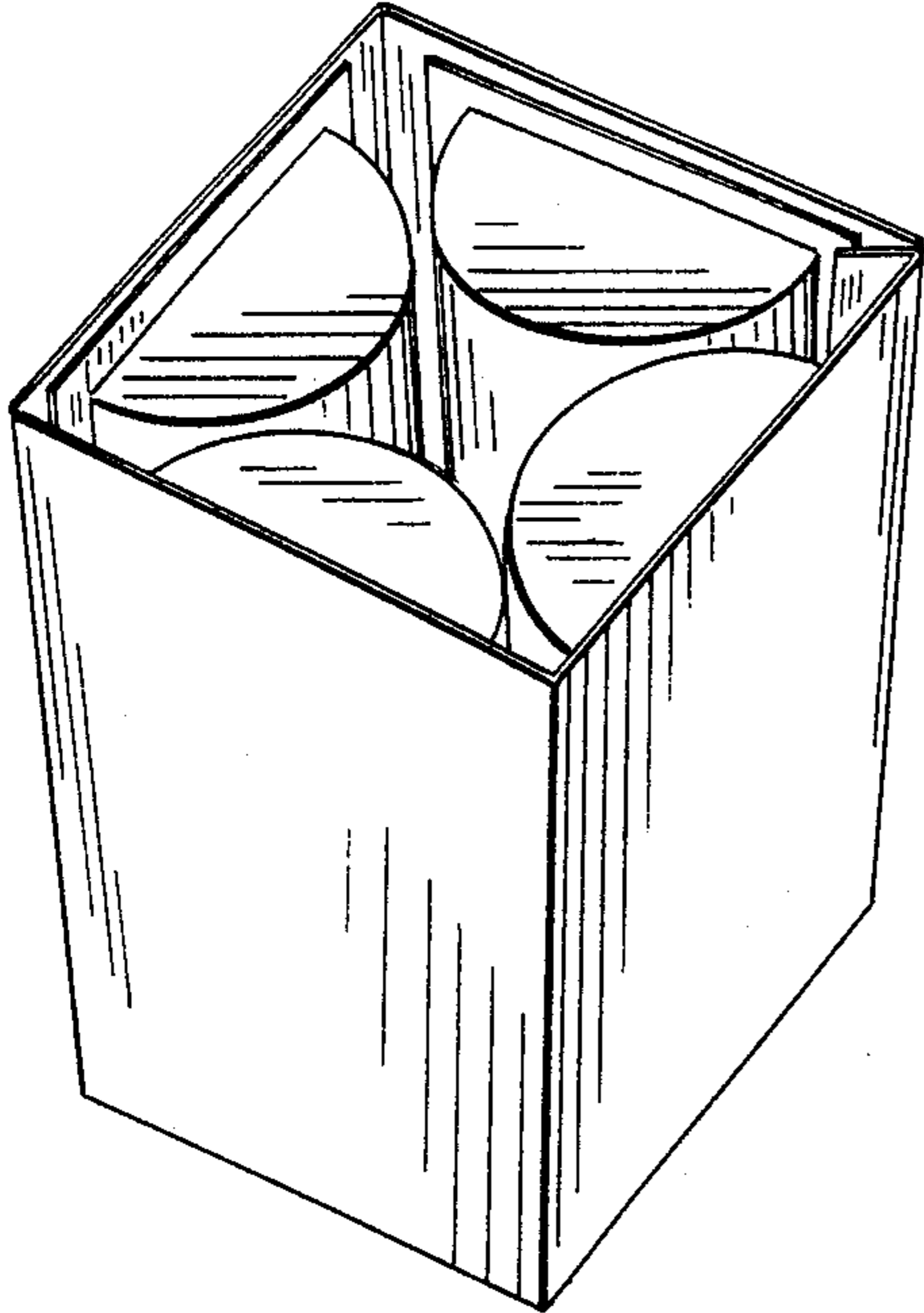


Fig. 2




Fig. 3

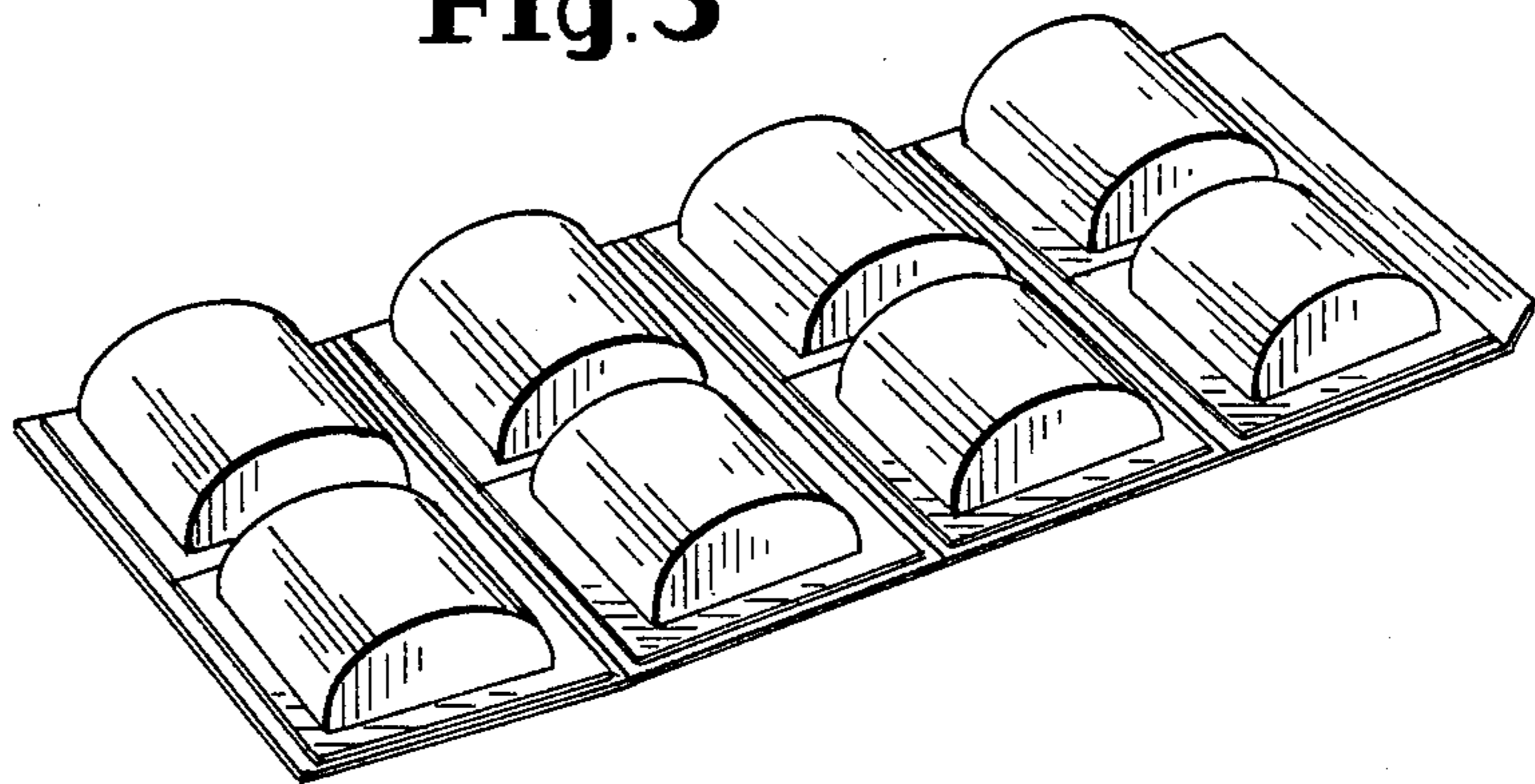


Fig. 4

