

United States Patent [19]

Mizuma et al.

[11] Patent Number: Des. 306,117

[45] Date of Patent: ** Feb. 20, 1990

[54] COMBINED MICROWAVE OVEN AND ELECTRIC HEATER COOK TOP

[75] Inventors: Kensuke Mizuma; Masuo Ichihara, both of Nara; Katsutoshi Kido, Kyoto, all of Japan

[73] Assignee: Matsushita Electric Industrial Co., Ltd., Osaka, Japan

[**] Term: 14 Years

[21] Appl. No.: 121,769

[22] Filed: Nov. 13, 1987

[30] Foreign Application Priority Data

May 15, 1987 [JP] Japan 62-19219
[52] U.S. Cl. D7/351
[58] Field of Search D7/350, 351;
219/10.55 R, 10.55 A, 10.55 B, 10.55 C, 10.55 D, 10.55 F, 10.55 M

[56] References Cited

U.S. PATENT DOCUMENTS

D. 292,259 10/1987 Ishibashi D7/351
D. 295,357 4/1988 Kubo et al. D7/351
D. 299,306 1/1989 Yoshida D7/351

D. 301,109 5/1989 Kawaishi D7/351

FOREIGN PATENT DOCUMENTS

46-0037 10/1977 Japan .
46-0037-1 12/1977 Japan .
46-0037-2 12/1977 Japan .

OTHER PUBLICATIONS

BOSCH Microwave Catalog, Model HMG3200, published Jan. 1985.

Primary Examiner—Bruce W. Dunkins
Assistant Examiner—Ruth Takemoto
Attorney, Agent, or Firm—Sughrue, Mion, Zinn, Macpeak, and Seas

[57] CLAIM

The ornamental design for a combined microwave oven and electric heater cook top, as shown.

DESCRIPTION

FIG. 1 is a front, top and right side perspective view of a combined microwave oven and electric heater cook top showing our new design;
FIG. 2 is a rear, bottom and left side perspective view thereof;
FIG. 3 is a top plan view thereof; and
FIG. 4 is a right side elevational view thereof.

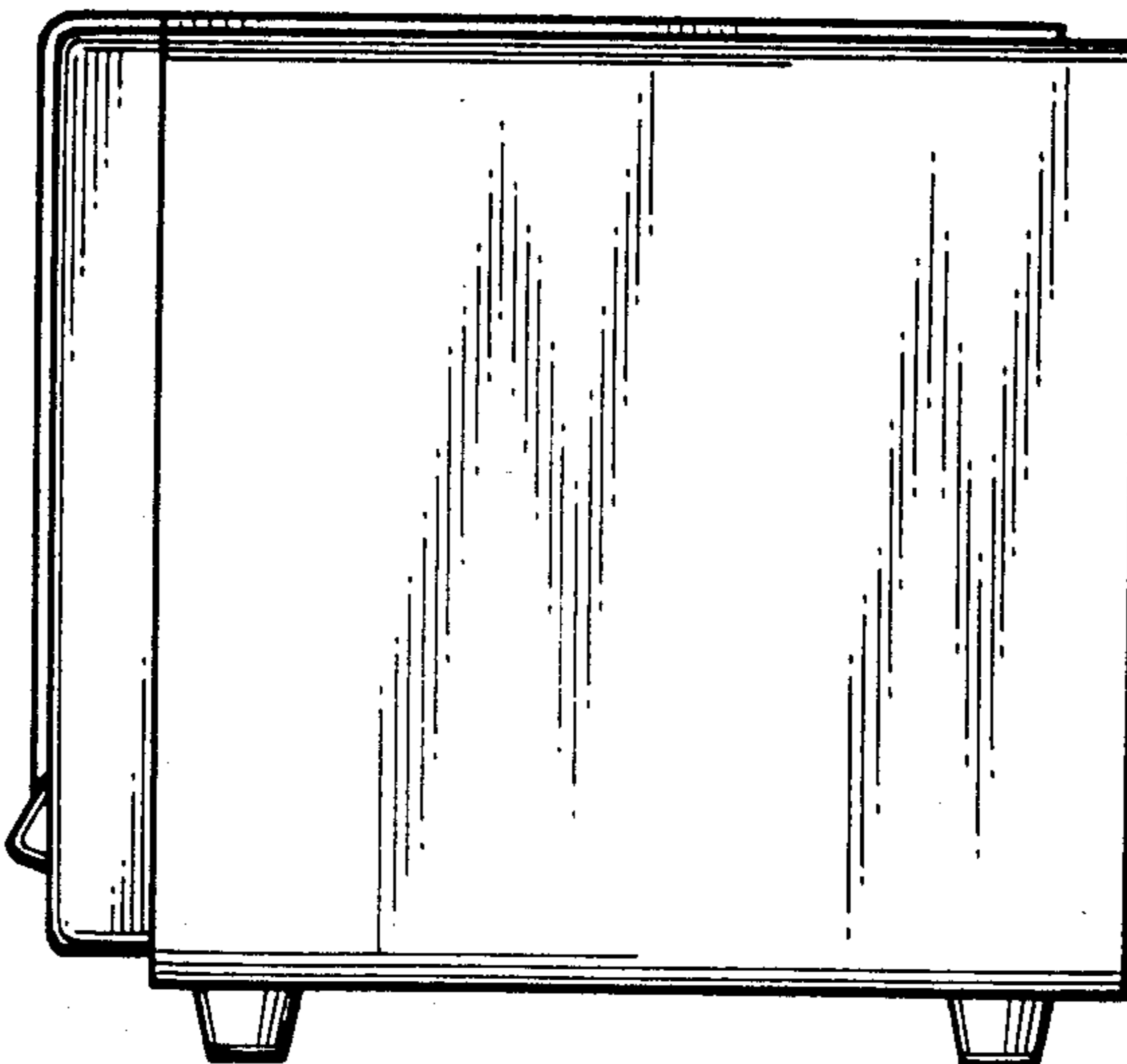
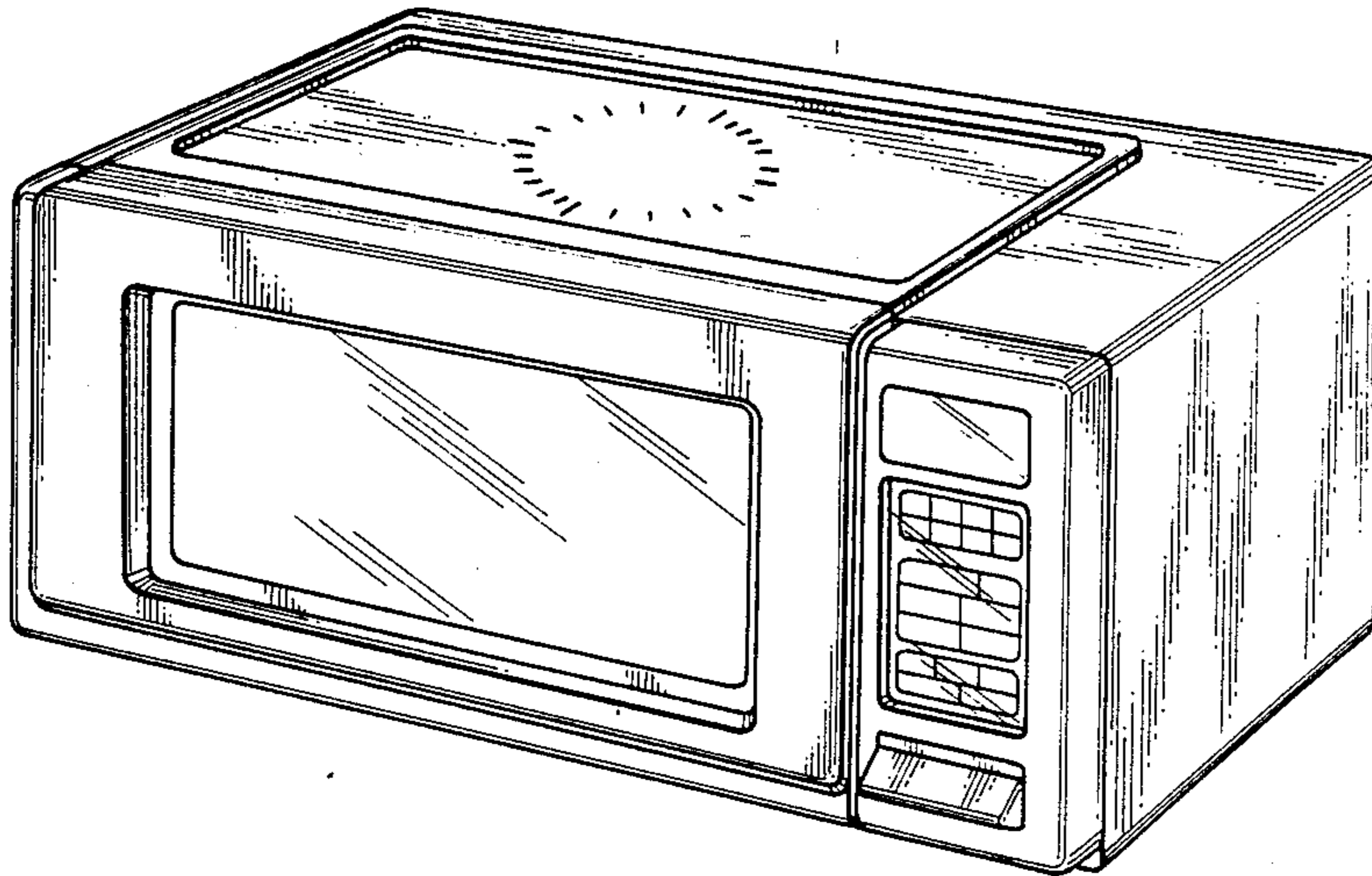


Fig. 1




Fig. 2

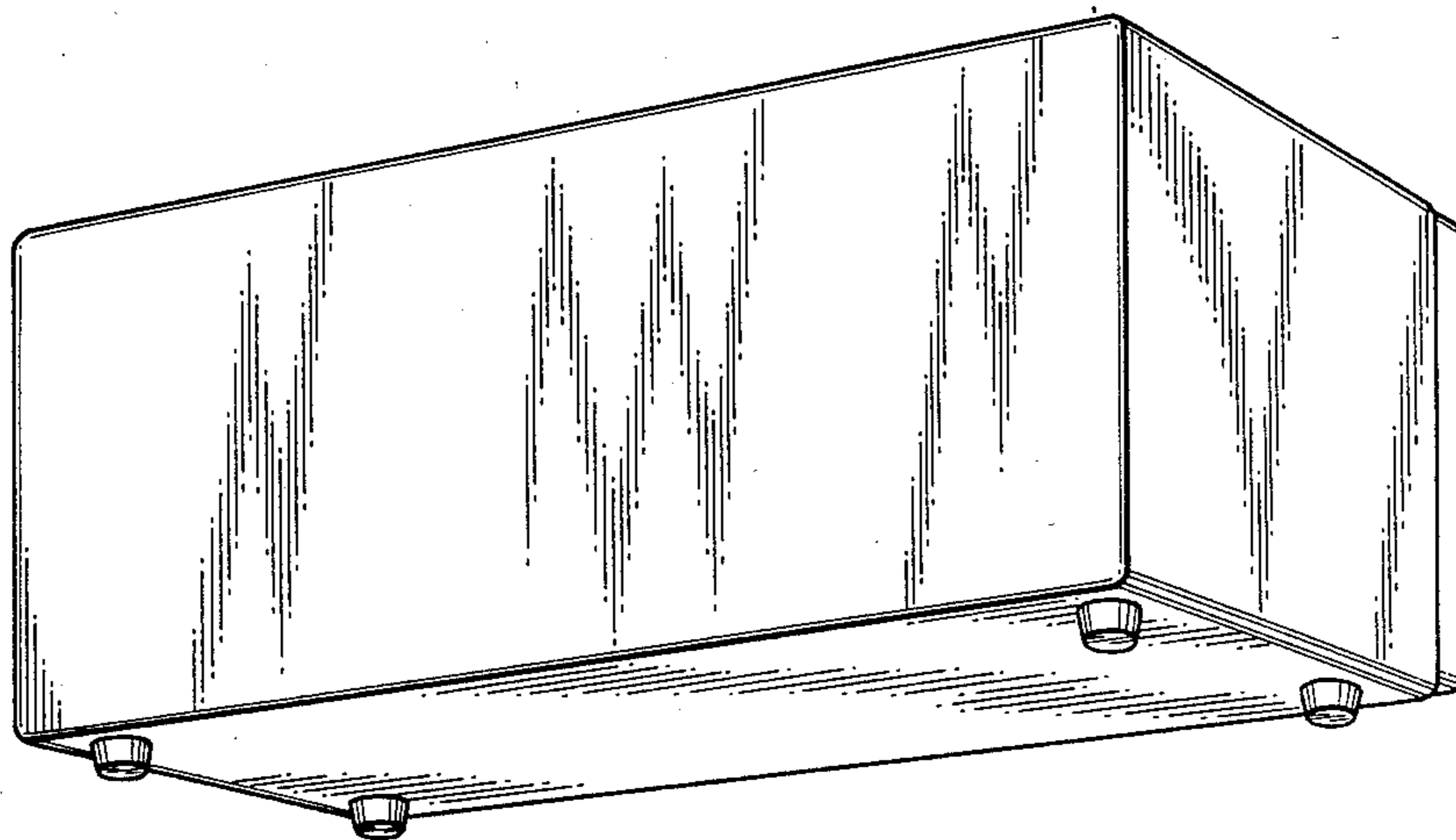


Fig. 3

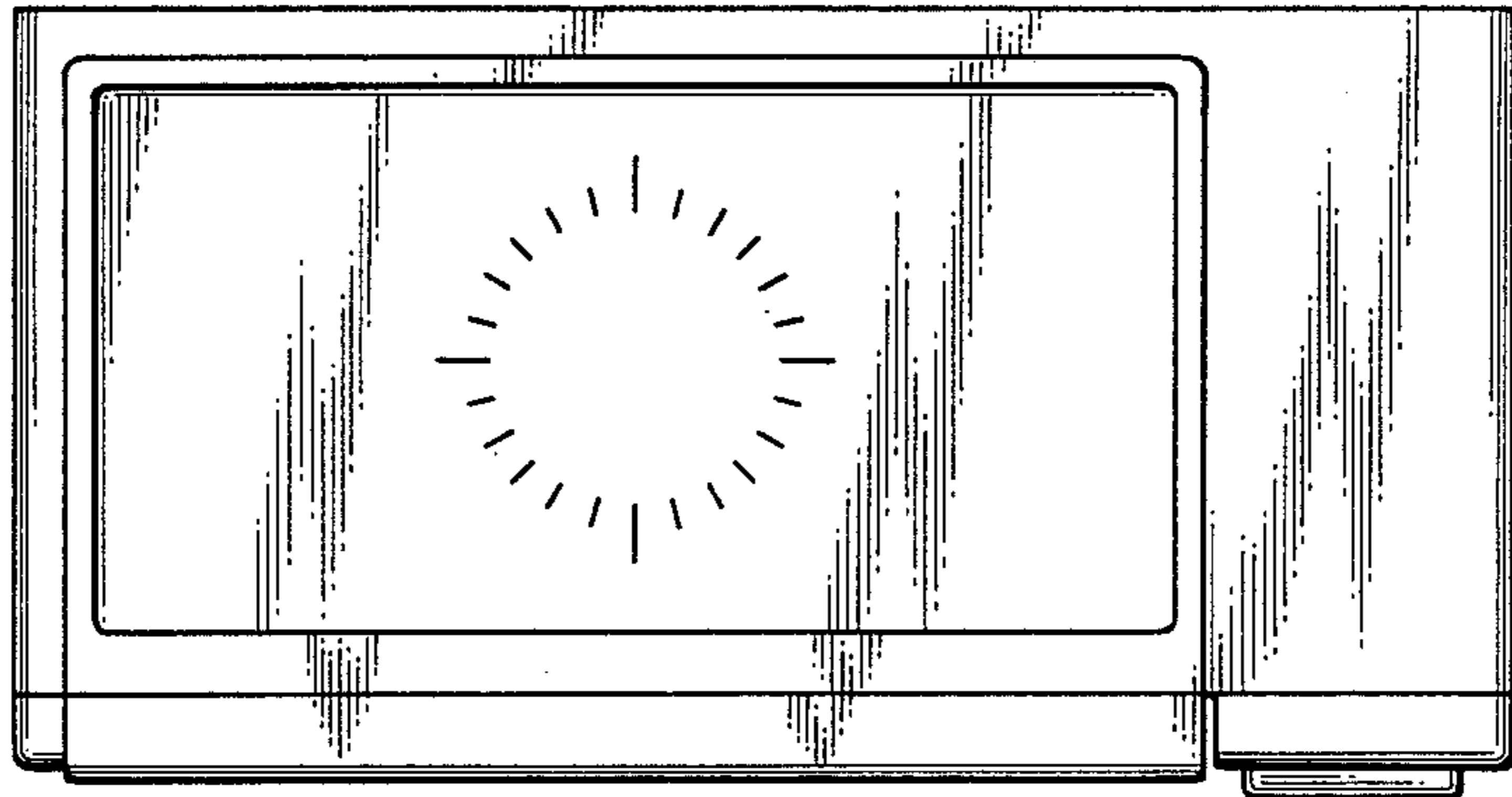


Fig. 4

