

[54] TABLE

[76] Inventor: **Raymond Grosfillex**, Arpent, 01107
Oyonnax, France

[**] Term: **14 Years**

[21] Appl. No.: **6,643**

[22] Filed: **Jan. 23, 1987**

[30] **Foreign Application Priority Data**

Jul. 23, 1986 [IB] Int'l Pat. Institute DM/007259

[52] U.S. Cl. **D6/480; D6/486;**
108/150

[58] Field of Search **D6/396, 423, 442, 449,**
D6/480, 482, 484, 485, 486, 488, 490, 495, 457;
108/59, 64, 150, 161, 901

[56]

References Cited

U.S. PATENT DOCUMENTS

- D. 225,938 1/1973 Kienel D6/486
- D. 225,951 1/1973 Kienel D6/480
- D. 256,856 9/1980 Kleinman D6/423
- D. 290,796 7/1987 Becker D6/486

Primary Examiner—Carmen H. Vales-Lado
Assistant Examiner—Schon C. Oppert
Attorney, Agent, or Firm—Nies, Webner, Kurz &
Bergert

[57]

CLAIM

The ornamental design for a table, as shown and described.

DESCRIPTION

FIG. 1 is a top perspective view of a table showing my new design;
FIG. 2 is a side elevational view, the opposite side being identical there;
FIG. 3 is an end elevational view, the opposite end being identical there; and
FIG. 4 is a top plan view thereof.




Fig. 1




Fig. 2

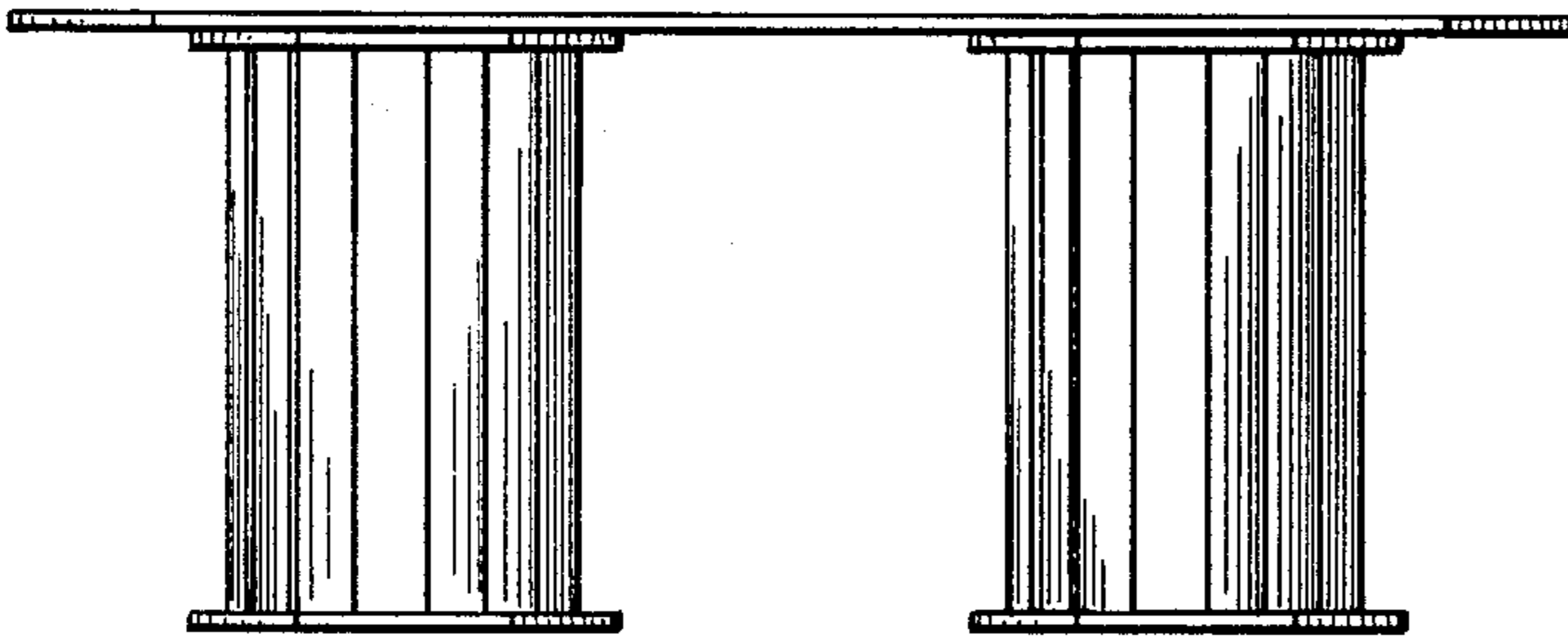


Fig. 3

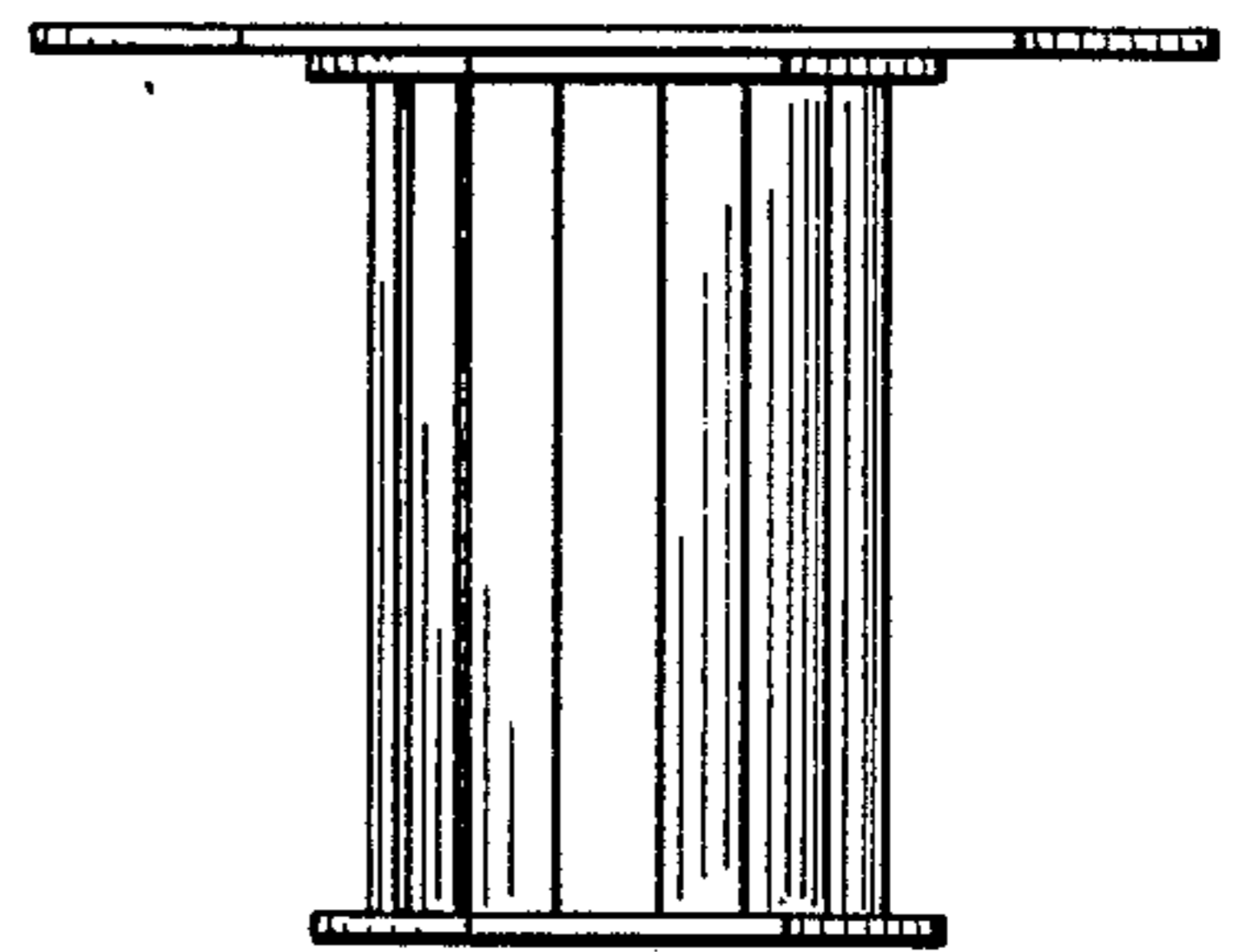


Fig. 4

