

[54] COMBINED GOLFER'S TOOL

[76] Inventor: Ralph W. Washburn, 400 Moultrie, Mattoon, Ill. 61938

[\*\*] Term: 14 Years

[21] Appl. No.: 73,210

[22] Filed: Jul. 14, 1987

[52] U.S. Cl. .... D21/234

[58] Field of Search ..... D21/234, 160; 273/32 B

[56] References Cited

U.S. PATENT DOCUMENTS

- D. 137,754 4/1944 Snyder ..... D21/160
- D. 214,635 7/1969 Reed ..... D21/234
- D. 254,211 2/1980 Gutknecht ..... D21/234
- 3,203,700 3/1963 Antonius ..... 273/203
- 3,744,542 7/1973 Stephens et al. .... 206/350
- 3,763,515 10/1973 Voss ..... 15/105
- 3,774,913 11/1973 Dien ..... 273/162 D

- 4,063,731 12/1977 Kitay ..... 273/32 B
- 4,315,624 2/1982 Buckman ..... 273/32 A
- 4,535,987 8/1985 Dikoff ..... 273/32 B

Primary Examiner—Bernard Ansher

Assistant Examiner—David Jeo

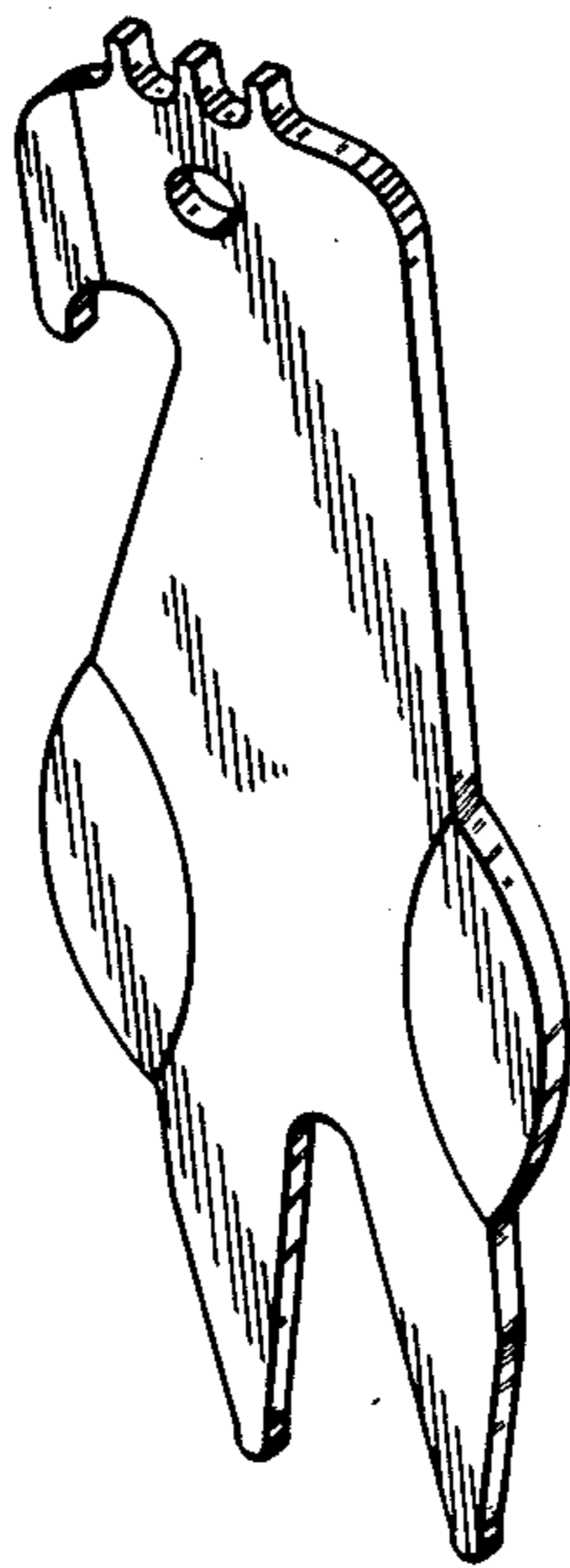
Attorney, Agent, or Firm—Milton S. Gerstein; Marvin Benn

[57] CLAIM

The ornamental design for the combined golfer's tool, as shown and described.

DESCRIPTION

FIG. 1 is a left-front perspective view of a combined golfer's tool showing my new design;  
 FIG. 2 is a front elevational view thereof;  
 FIG. 3 is a top plan view thereof;  
 FIG. 4 is a bottom plan view thereof;  
 FIG. 5 is a right side elevational view; and  
 FIG. 6 is a left side elevational view thereof.



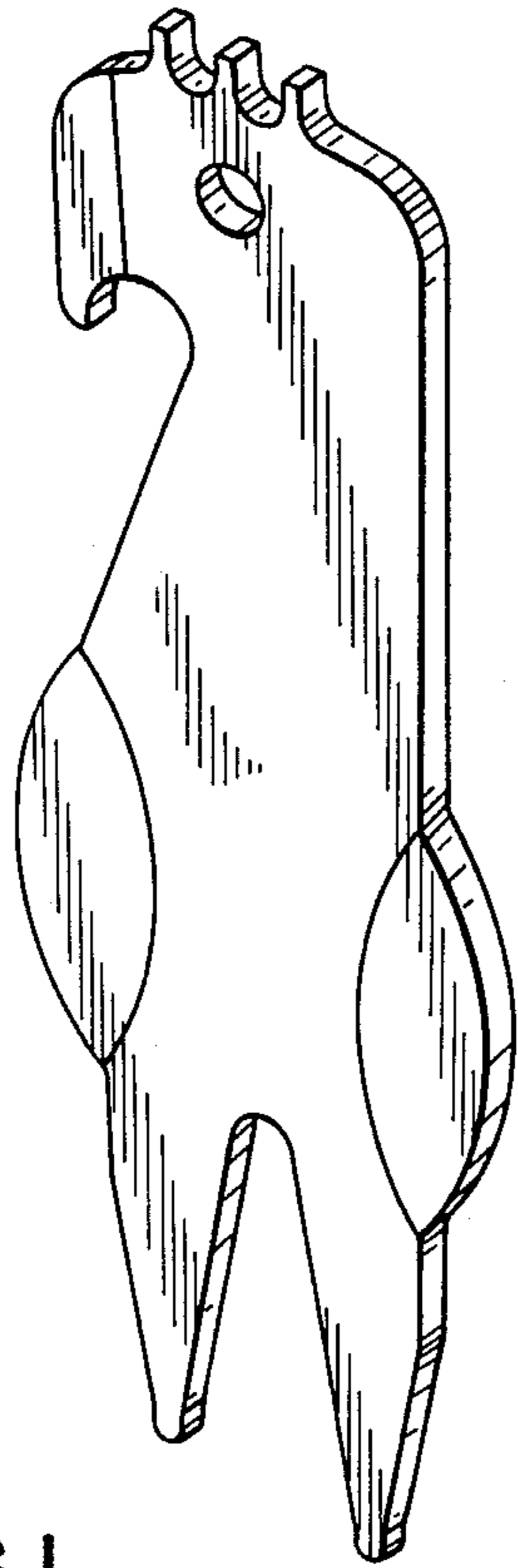


FIG. 1

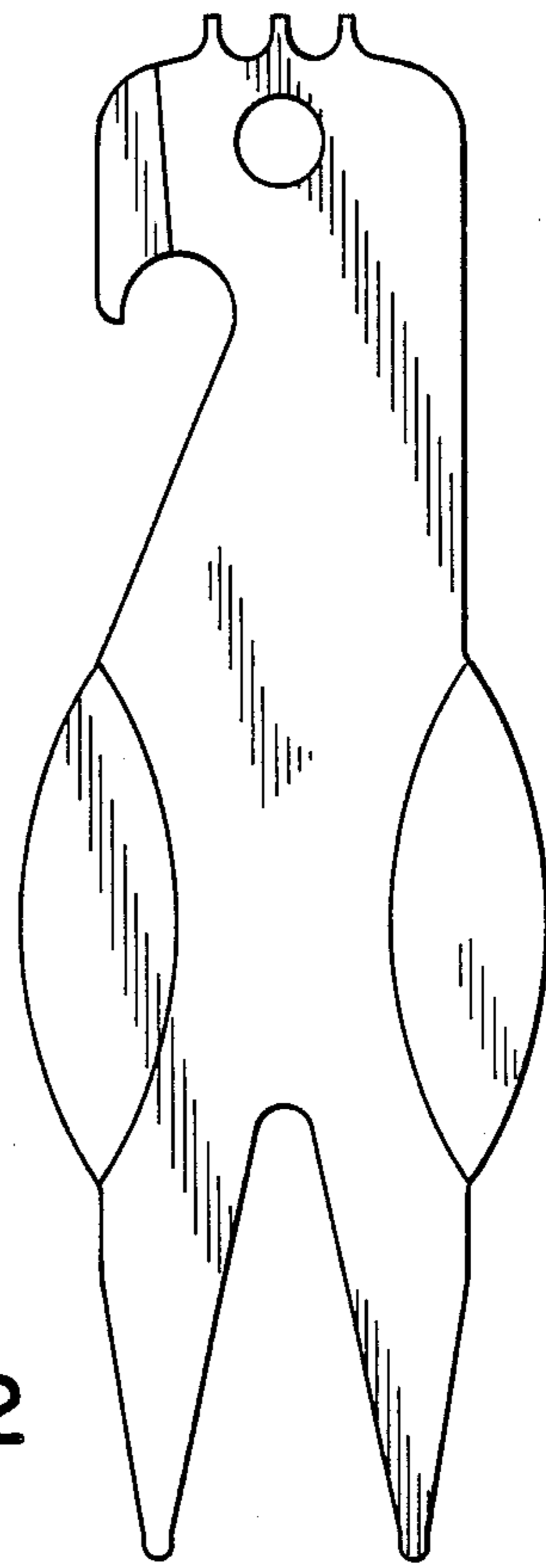


FIG. 2



FIG. 3



FIG. 4



FIG. 5



FIG. 6