

- [54] **GOLF GREEN REPAIR TOOL**  
[76] **Inventor: John P. Vaughan, Jr., 1221 Huffman Square, Bolivar, Ohio 44612**  
[\*\*] **Term: 14 Years**  
[21] **Appl. No.: 42,647**  
[22] **Filed: Apr. 27, 1987**  
[52] **U.S. Cl. .... D21/234**  
[58] **Field of Search ..... 273/32 B; D21/234; D8/1, 13**

- [56] **References Cited**  
**U.S. PATENT DOCUMENTS**  
D. 238,436 1/1976 McKelvey ..... D21/234  
D. 285,233 8/1986 Owen ..... D21/234  
3,360,807 1/1968 Mauck ..... 273/162 F  
3,456,737 7/1969 Rhyme ..... 273/162 F

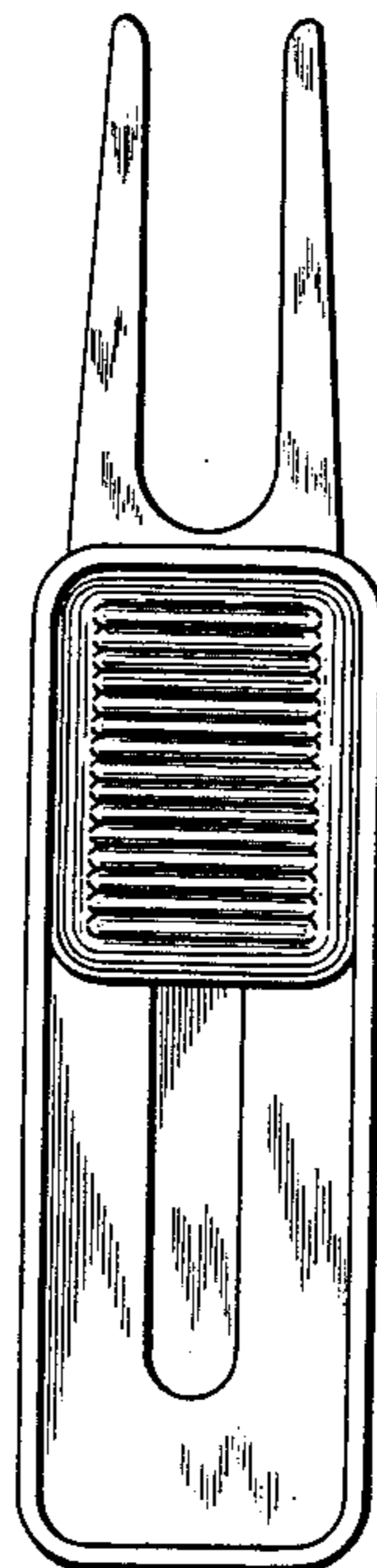
*Primary Examiner*—Bernard Ansher  
*Assistant Examiner*—David Jeo  
*Attorney, Agent, or Firm*—Frease & Bishop

[57] **CLAIM**

The ornamental design for a golf green repair tool, as shown and described.

**DESCRIPTION**

FIG. 1 is a golf green repair tool showing my new design;  
FIG. 2 is a right side elevational view thereof;  
FIG. 3 is a left side elevational view thereof;  
FIG. 4 is a rear elevational view thereof;  
FIG. 5 is a top plan view thereof;  
FIG. 6 is a bottom plan view thereof;  
FIG. 7 is a front elevational view showing the golf green repair tool in its operational mode; and  
FIG. 8 is a right side elevational view thereof.



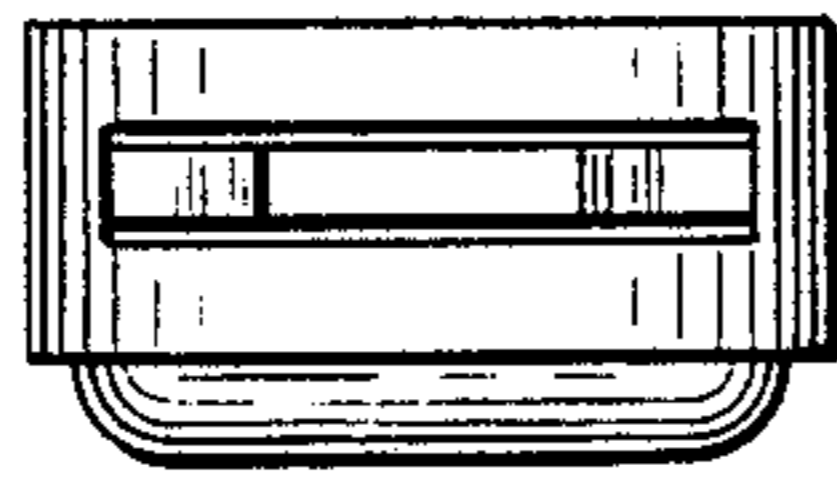


FIG. 5




FIG. 2

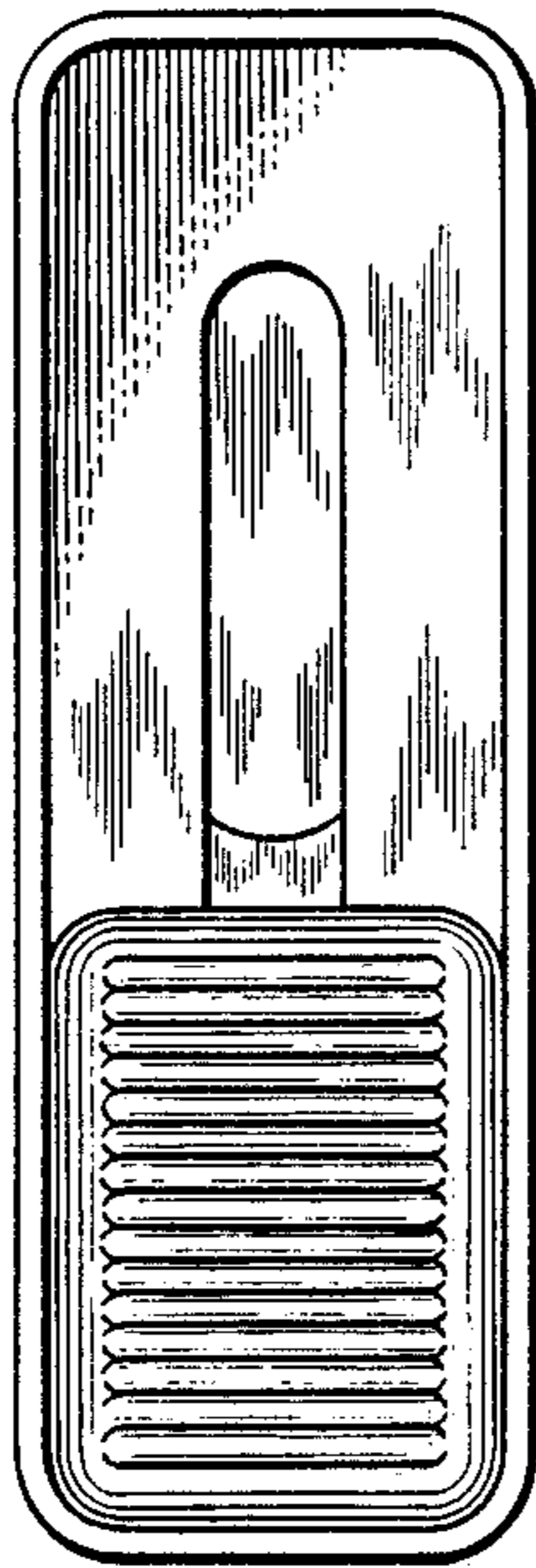


FIG. 1

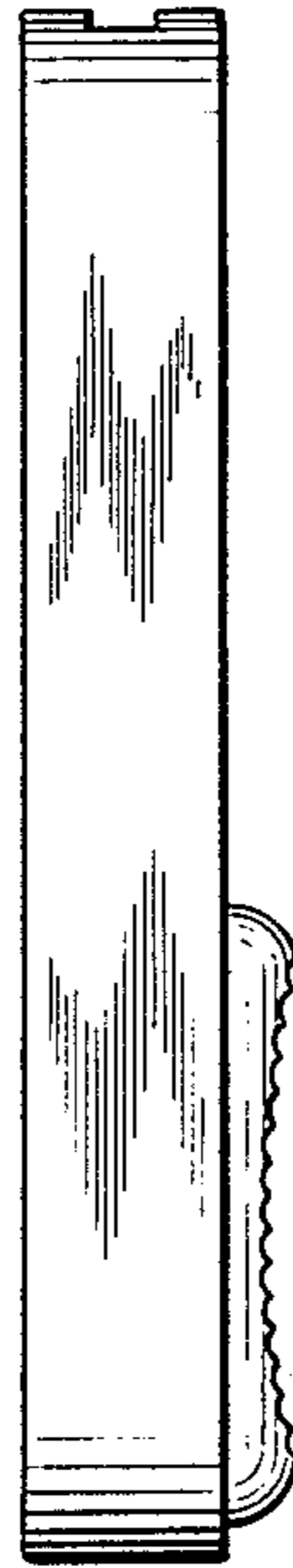


FIG. 3




FIG. 4




FIG. 6




FIG. 8

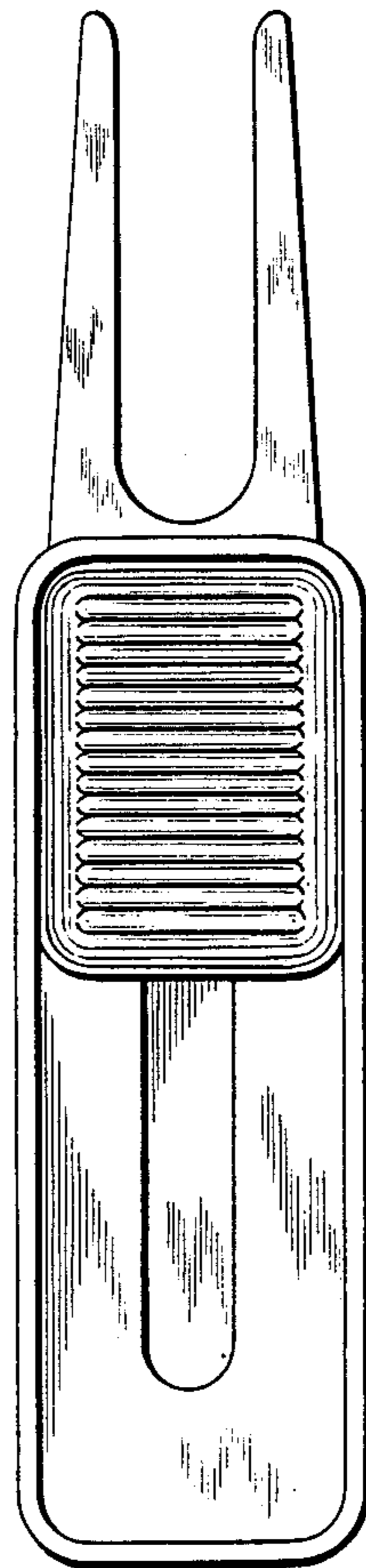


FIG. 7