

[54] **LOUDSPEAKER**

- [75] Inventor: **Steven J. Eberbach**, Ann Arbor, Mich.  
[73] Assignee: **Howard Krausse**, Ann Arbor, Mich.  
[\*\*] Term: **14 Years**  
[21] Appl. No.: **869,058**  
[22] Filed: **May 30, 1986**  
[52] U.S. Cl. .... **D14/214; D14/213**  
[58] Field of Search ..... **D14/204-216, D14/219-224; 181/144, 148, 152, 153, 155, 157, 198, 199; 381/24, 86, 159, 182, 184, 185, 186, 188, 189, 205**

[56] **References Cited**

**U.S. PATENT DOCUMENTS**

- D. 260,390 8/1981 Bertagni ..... D14/211  
3,927,261 12/1975 Dahlquist ..... 381/90  
4,214,645 7/1980 Plourde ..... 181/148

**OTHER PUBLICATIONS**

Stereo Review, Nov. 1985, p. 42, Polk-Model SDA-SRS Speaker.  
High Fidelity, Sep. 1985, p. 41, DCM-Time Frame Speaker.

*Primary Examiner*—Bernard Ansher  
*Assistant Examiner*—Theodore M. Shooman  
*Attorney, Agent, or Firm*—James M. Deimen

[57] **CLAIM**

The ornamental design for a loudspeaker, as shown.

**DESCRIPTION**

FIG. 1 is a top, front and left side perspective view of a loudspeaker showing my new design;  
FIG. 2 is a front elevational view thereof;  
FIG. 3 is a top plan view thereof;  
FIG. 4 is a rear elevational view thereof;  
FIG. 5 is a right side elevational view thereof;  
FIG. 6 is a left side elevational view thereof; and  
FIG. 7 is a bottom plan view thereof.

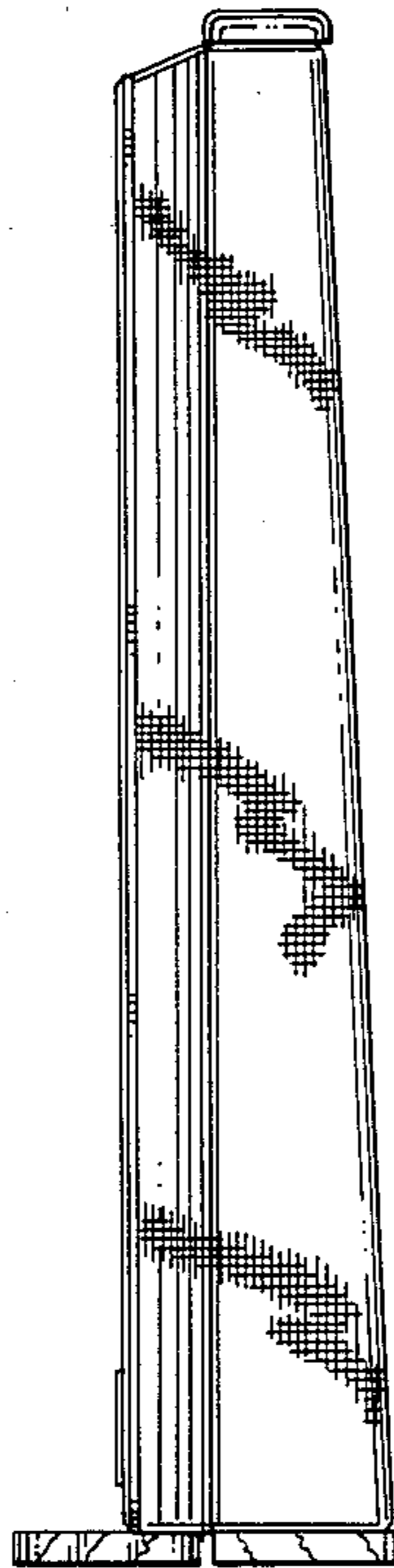



FIG. 1




FIG. 2




FIG. 3

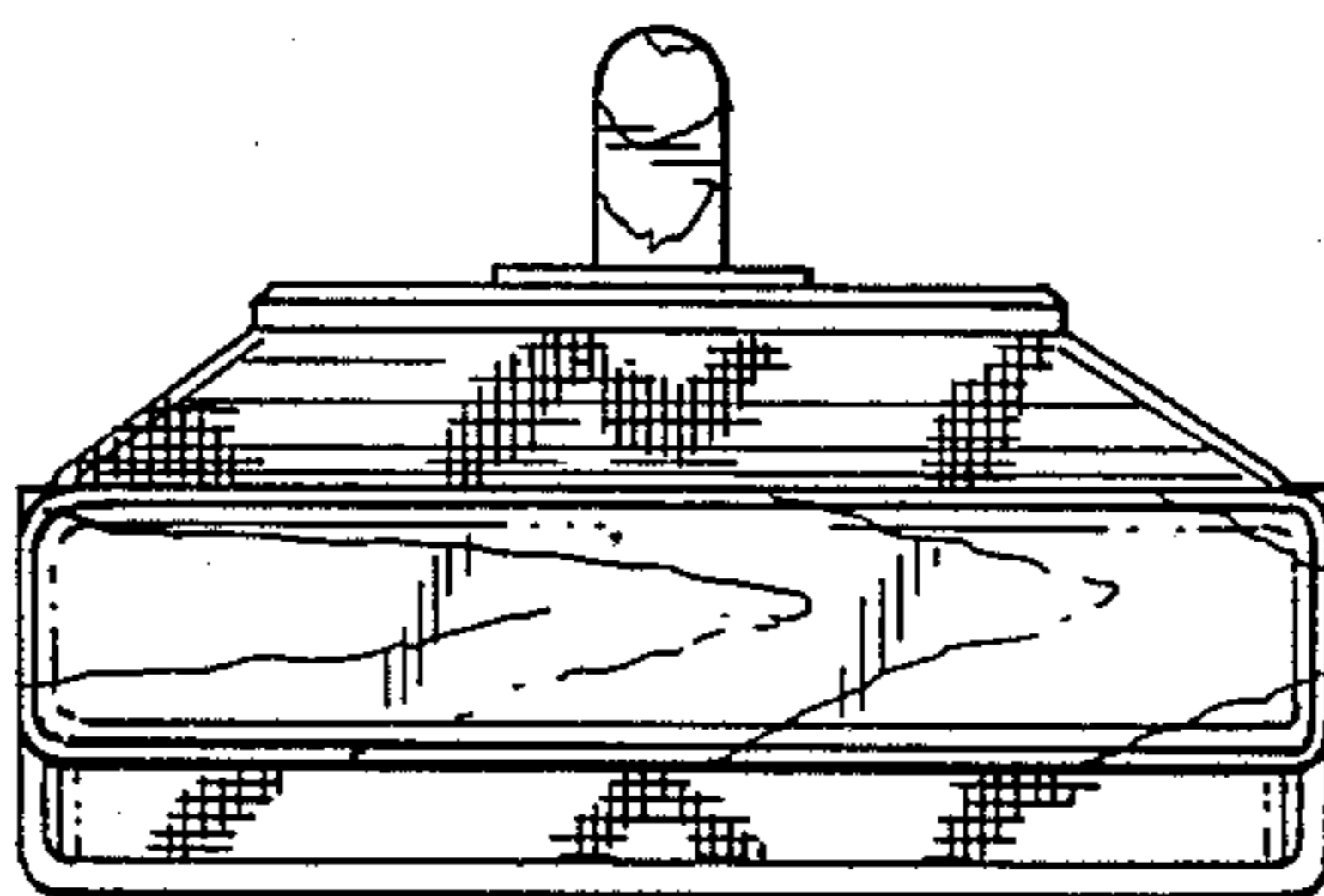


FIG. 5

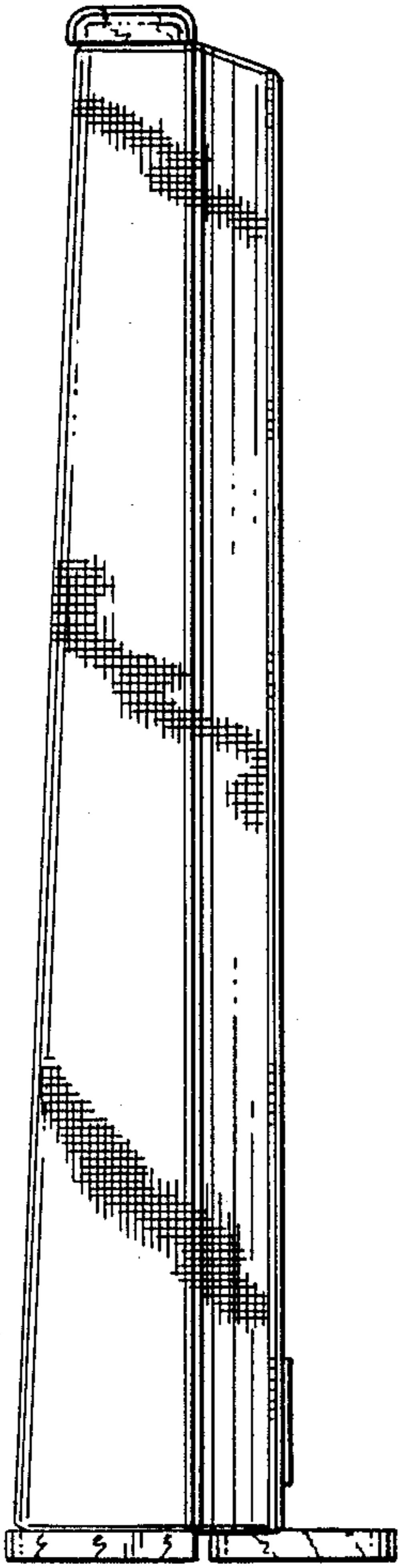


FIG. 4

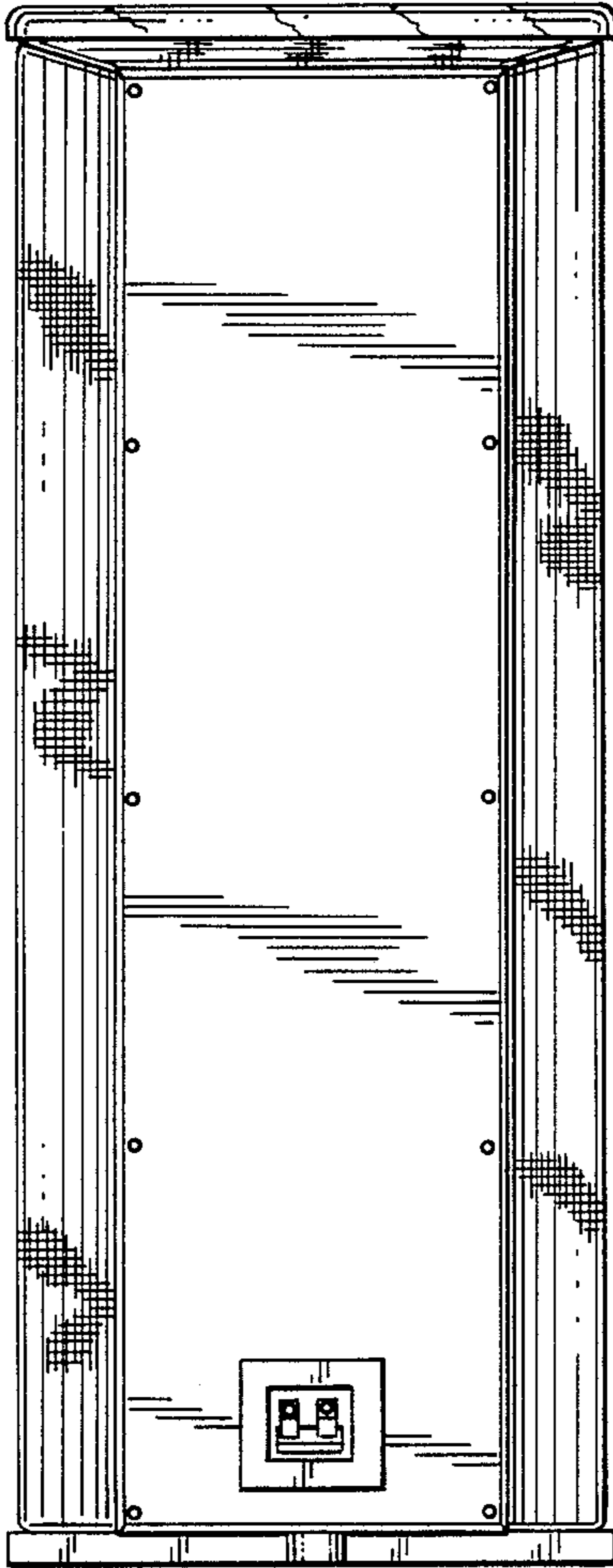


FIG. 6

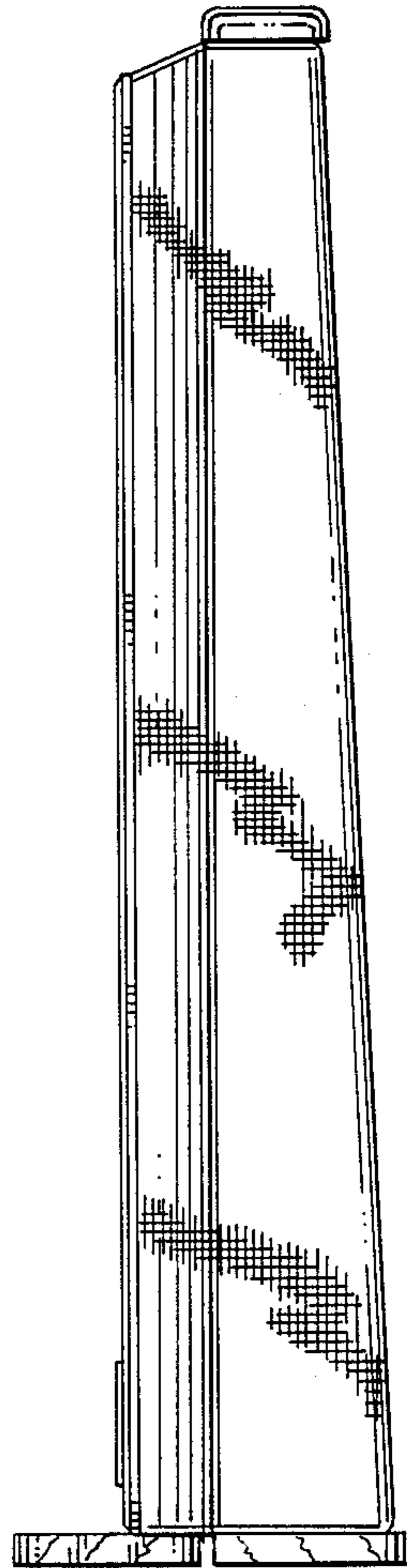


FIG. 7

