

United States Patent [19]

Matsudaira et al.

[11] Patent Number: **Des. 306,019**

[45] Date of Patent: **** Feb. 13, 1990**

[54] **TELEVISION SET**

[75] Inventors: **Yasuo Matsudaira; Kouji Satake; Tomitaro Saito**, all of Osaka, Japan

[73] Assignee: **Sharp Corporation**, Osaka, Japan

[**] Term: **14 Years**

[21] Appl. No.: **121,746**

[22] Filed: **Nov. 17, 1987**

[30] **Foreign Application Priority Data**

May 21, 1987 [JP] Japan 62-20202

[52] U.S. Cl. **D14/126**

[58] Field of Search **D14/125-134, D14/113; 358/236, 254, 255; 312/7.2**

[56] **References Cited**

U.S. PATENT DOCUMENTS

- D. 174,109 3/1955 Budlong D14/126
- D. 182,199 2/1958 Reinecke D14/134
- D. 219,887 2/1971 Horzick D14/126
- D. 228,255 8/1973 Ikeya et al. D14/134

- D. 229,971 1/1974 Tokuda et al. D14/126
- D. 298,248 10/1988 Wada et al. D14/134

OTHER PUBLICATIONS

HFD, 6/1/87, p. 151, Spartus Portable Television. Domus 666 Nove, Nov. 1985, p. 50, top center—Portable Television.


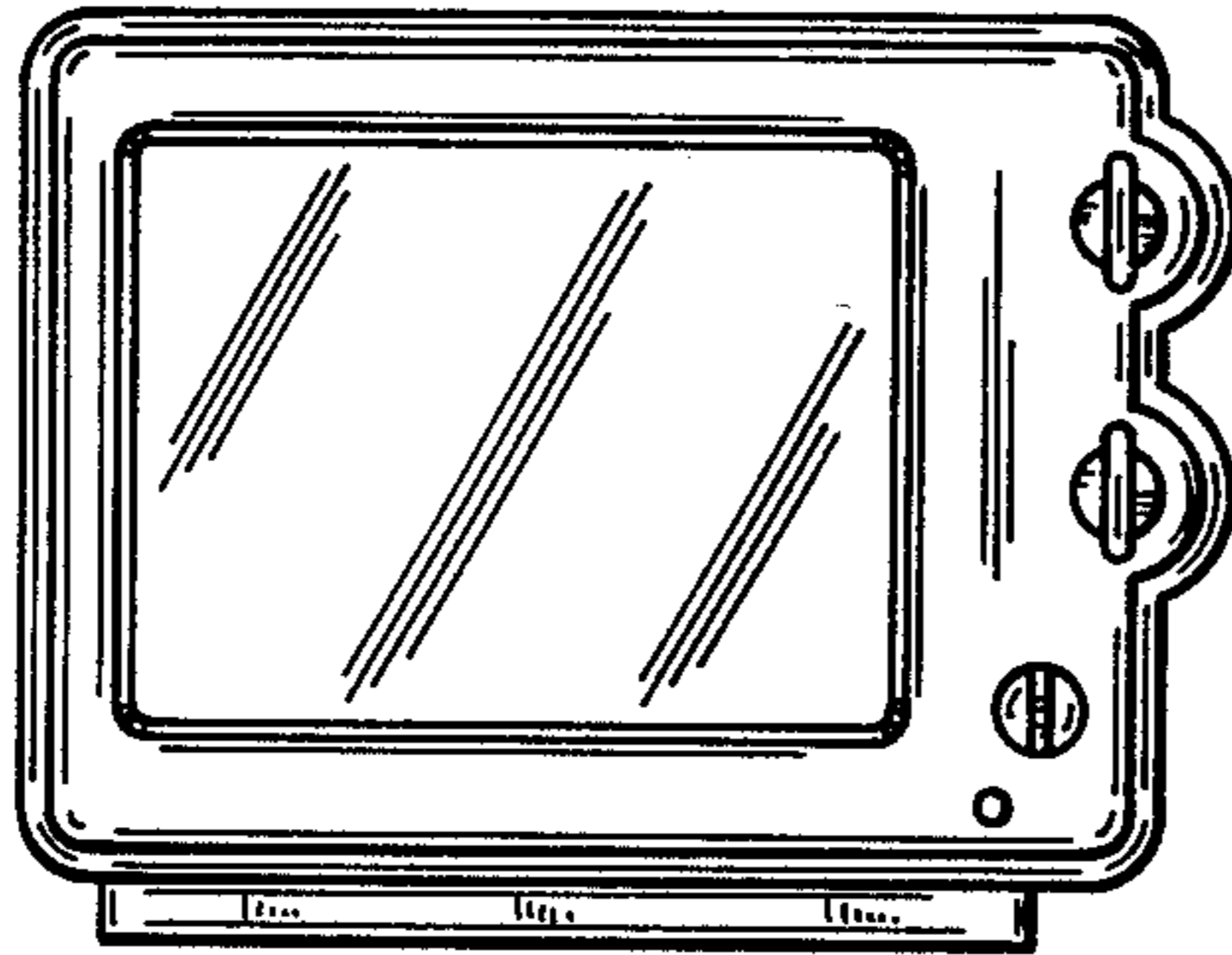
Primary Examiner—Bernard Ansher
Assistant Examiner—Theodore M. Shooman
Attorney, Agent, or Firm—Flehr, Hohbach, Test, Albritton & Herbert

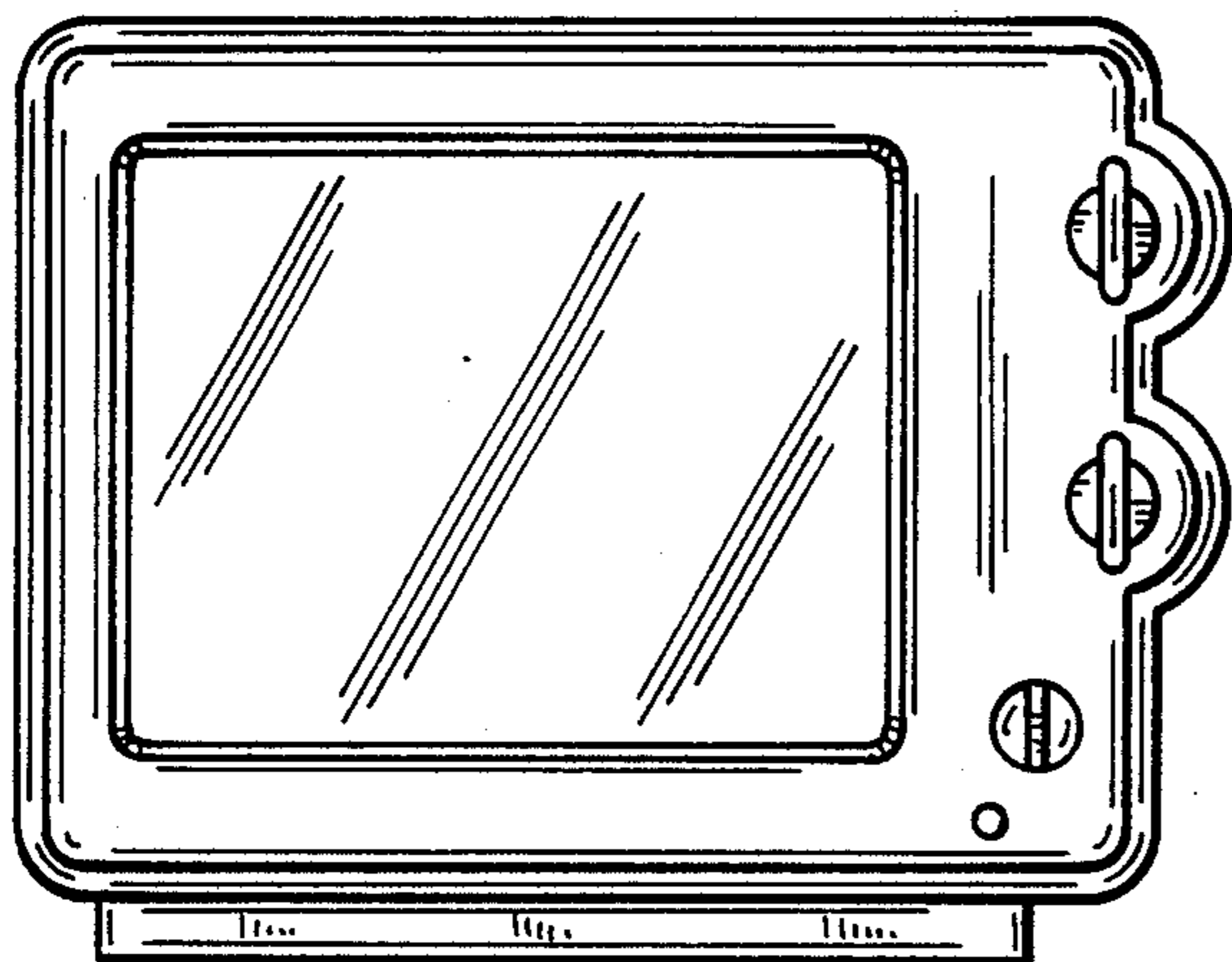
[57] **CLAIM**

The ornamental design for a television set, as shown.

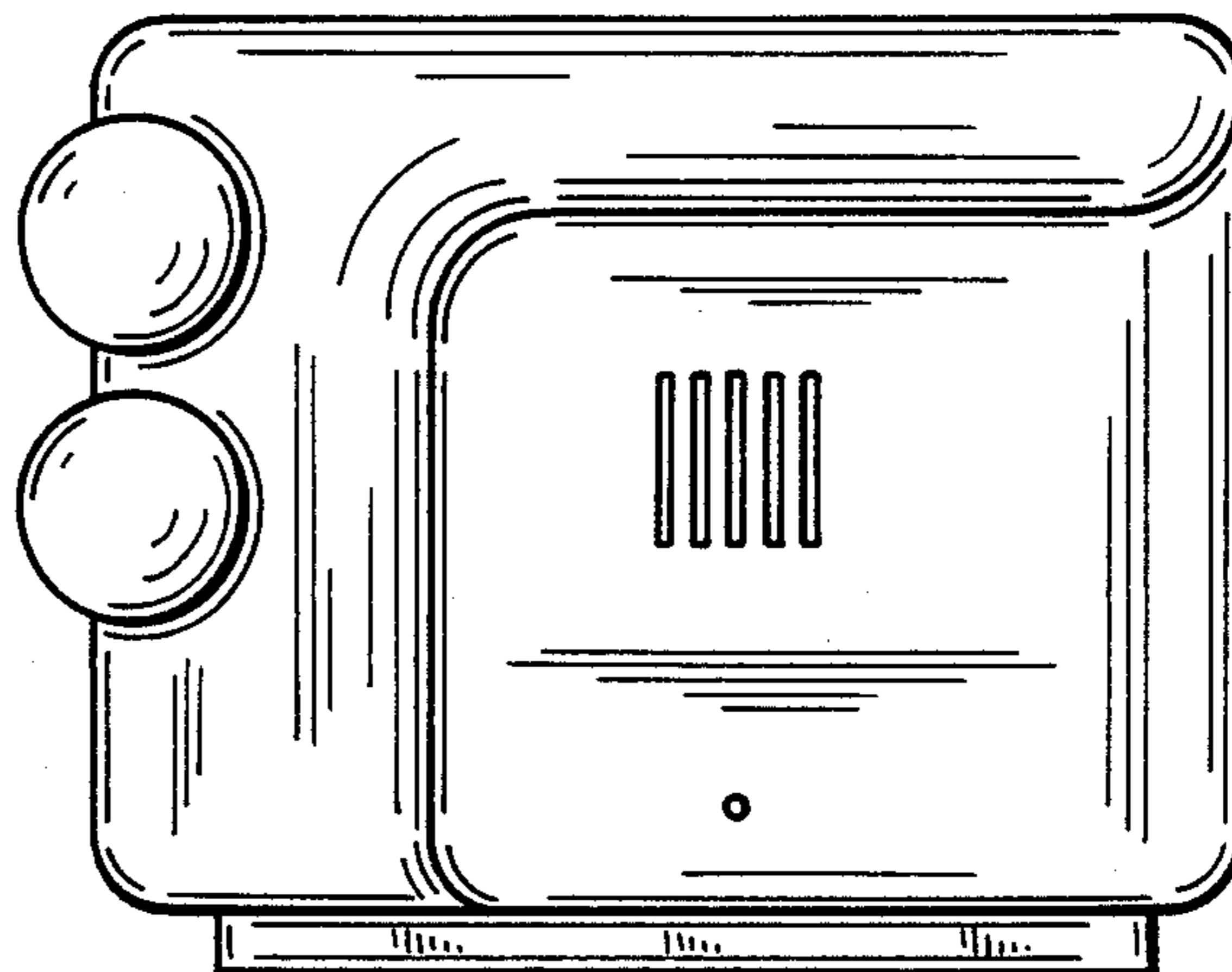
DESCRIPTION

FIG. 1 is a front elevational view of a television set showing our new design;
FIG. 2 is a rear elevational view thereof;
FIG. 3 is a top plan view thereof;
FIG. 4 is a bottom plan view thereof;
FIG. 5 is a right side elevational view thereof; and
FIG. 6 is a left side elevational view thereof.







FIG_1




FIG_2




FIG_3



FIG_4



FIG_5



FIG_6