

[54] **ARTIST'S DAUBER**

[76] **Inventor: Joe Hurwitz, 10204 Kindly Ct., Gaithersburg, Md. 20879**

[\*\*] **Term: 14 Years**

[21] **Appl. No.: 95,332**

[22] **Filed: Sep. 3, 1987**

[52] **U.S. Cl. .... D4/135; D4/130**

[58] **Field of Search .... D4/130, 132, 135; 15/107, 146, 159 R, 159 A, 160, 167.1, 167.3, 171, 209 R**

[56] **References Cited**

**U.S. PATENT DOCUMENTS**

D. 250,368 11/1978 Morefield ..... D32/40 X

**OTHER PUBLICATIONS**

Keith-Simmons Co., Inc. ©1941, "Lightning" Screen Painter item No. 250; p. 825.

Bradley Hardware ©1941, "Wren" Wire Brush; p. 535.

The Painter's Advantage Ltd., ©1986, "Pocket Duster" inside last page of catalog.

*Primary Examiner*—Wallace R. Burke  
*Assistant Examiner*—Lavone D. Tabor  
*Attorney, Agent, or Firm*—Richard C. Litman

[57] **CLAIM**

The ornamental design for an artist's dauber, as shown and described.

**DESCRIPTION**

FIG. 1 is a front elevational view of an artist's dauber showing my new design;

FIG. 2 is a bottom plan view thereof;

FIG. 3 is an inverted rear elevational view thereof;


FIG. 4 is a top plan view thereof;

FIG. 5 is a right end elevational view thereof;

FIG. 6 is a left end elevational view thereof; and

FIG. 7 is a bottom perspective view thereof.

The bristle element which is partially shown for ease of illustration in FIGS. 2 and 7 is understood to continue across the entire length of the dauber.






FIG. 1




FIG. 2




FIG. 3




FIG. 4



FIG. 5



FIG. 6




FIG. 7