

[54] **LUGGAGE PANEL**

[76] **Inventor: Richard B. Gibbs, 11548 Thurston Cir., Los Angeles, Calif. 90049**

[**] **Term: 14 Years**

[21] **Appl. No.: 891,604**

[22] **Filed: Aug. 1, 1986**

[52] **U.S. Cl. D3/71**

[58] **Field of Search D3/71, 73, 77; 190/23, 190/24, 29, 30, 26, 107, 110, 113, 114, 107**

[56] **References Cited**

U.S. PATENT DOCUMENTS

D. 72,392	4/1927	Walinsky	D3/77
D. 221,318	7/1971	Marshall	D3/71
D. 264,267	5/1982	Stark	D3/71
D. 269,226	6/1983	Stark	D3/77 X
D. 269,737	7/1983	Stark	D3/77 X
D. 269,739	7/1983	Stark	D3/77 X
D. 269,740	7/1983	Stark	D3/77 X
277,497	5/1883	Marshall	190/107 X
296,993	4/1884	Moffly	190/107 X

2,425,035	8/1947	Garnett et al.	190/107
2,768,719	10/1956	Samuel	190/107
4,489,815	12/1984	Martinez et al.	190/107

FOREIGN PATENT DOCUMENTS

140570	12/1920	France	190/107
83885	4/1954	Norway	190/107

Primary Examiner—James R. Largen

Assistant Examiner—Y. Brunot

Attorney, Agent, or Firm—Kelly, Bauersfeld & Lowry

[57] **CLAIM**

The ornamental design for a luggage panel, as shown and described.

DESCRIPTION

FIG. 1 is a front elevational view of a luggage panel showing my new design;
 FIG. 2 is a side elevational view thereof;
 FIG. 3 is a rear elevational view thereof;
 FIG. 4 is a side elevational view taken from the side opposite that shown in FIG. 2;
 FIG. 5 is a top plan view thereof; and,
 FIG. 6 is a bottom plan view thereof.

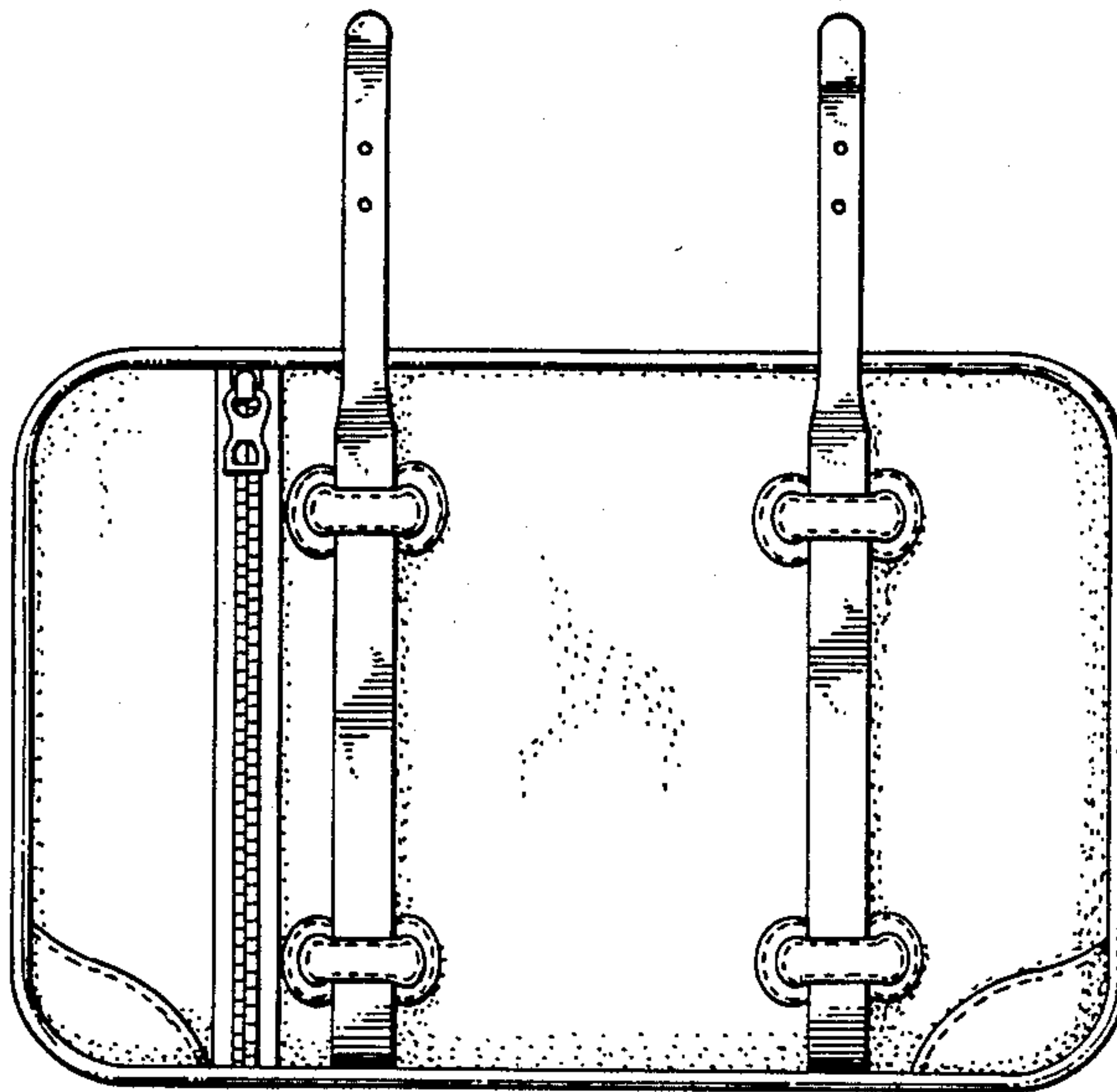


FIG. 1

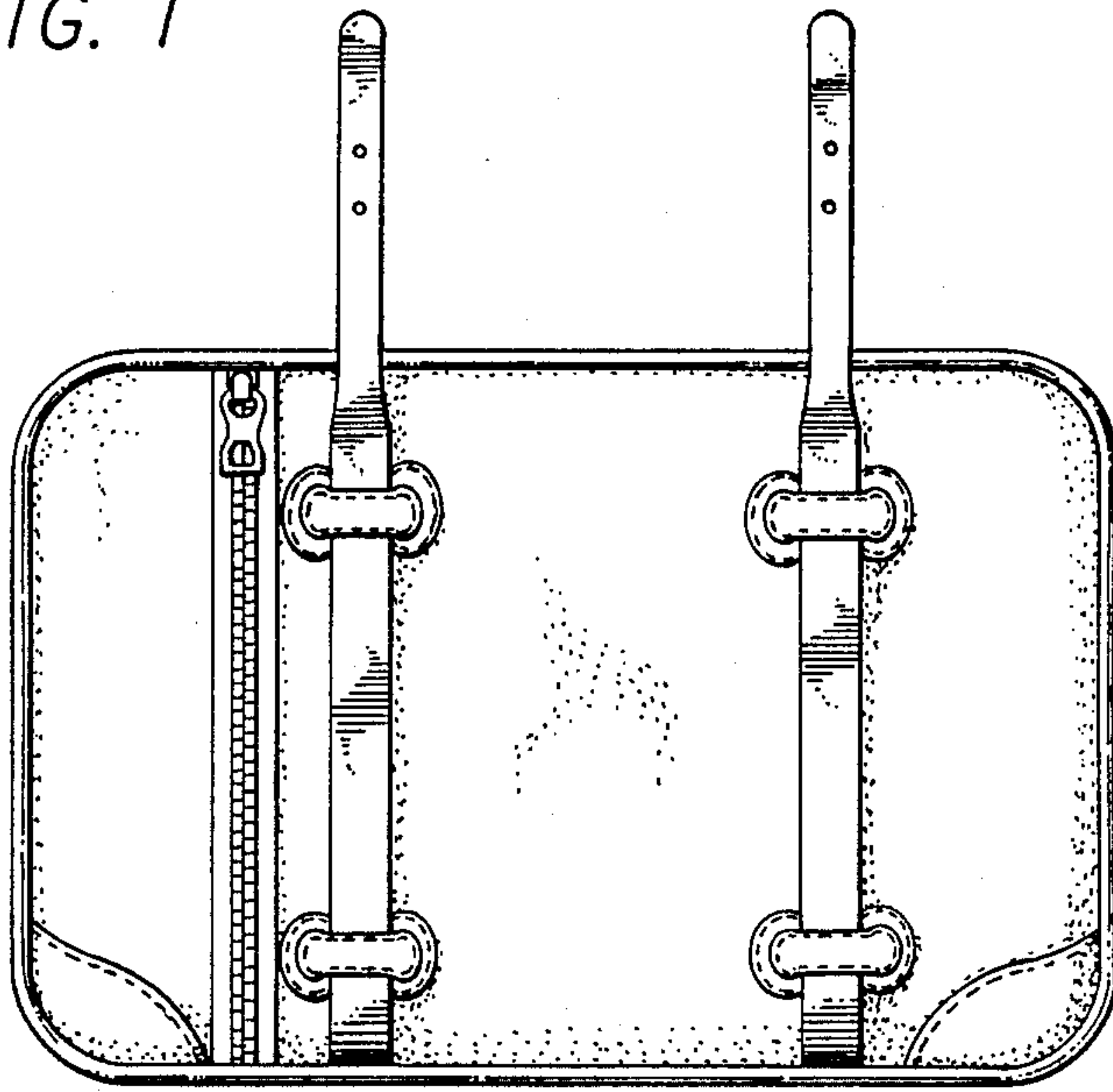


FIG. 2



FIG. 3

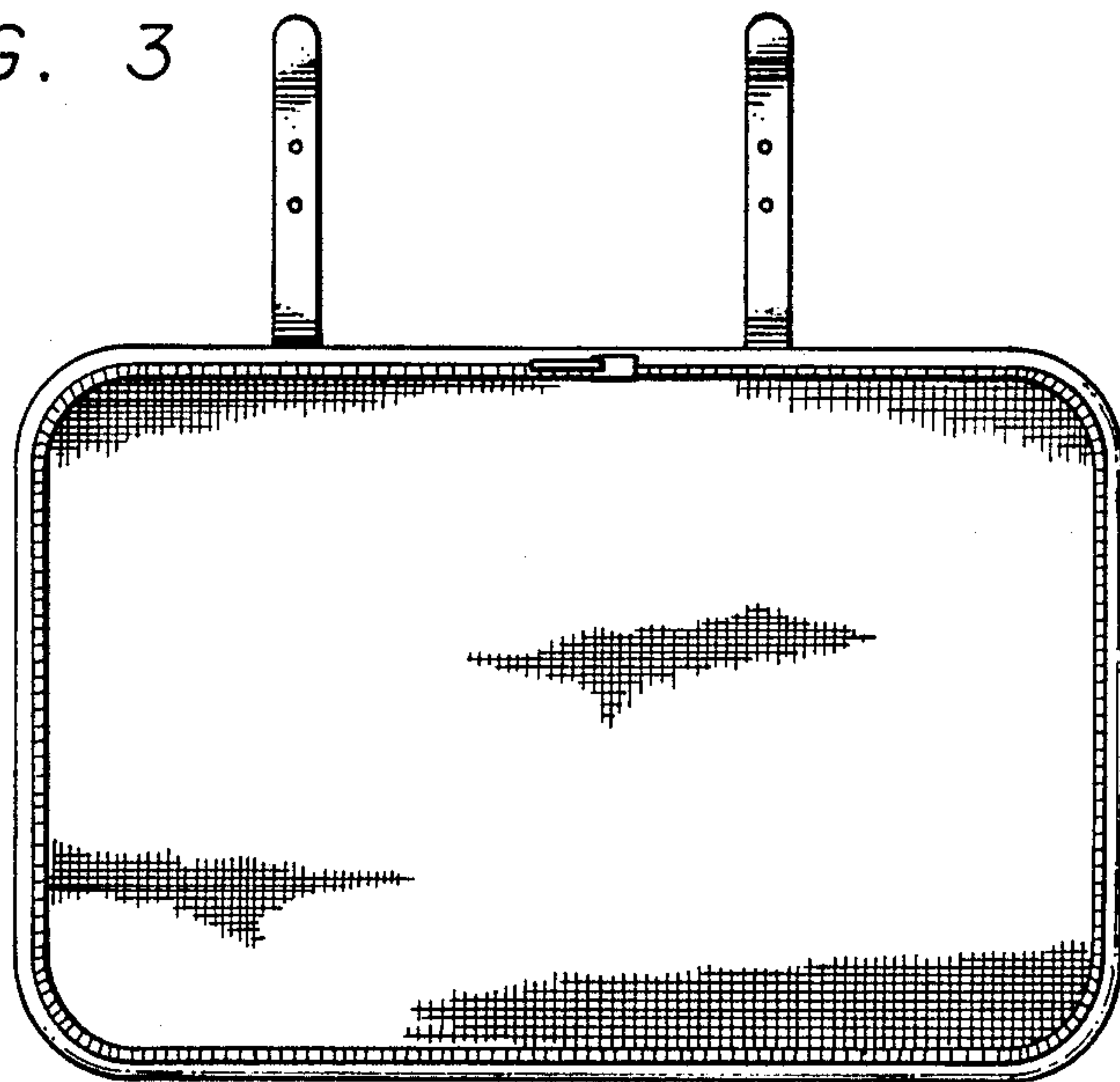


FIG. 4

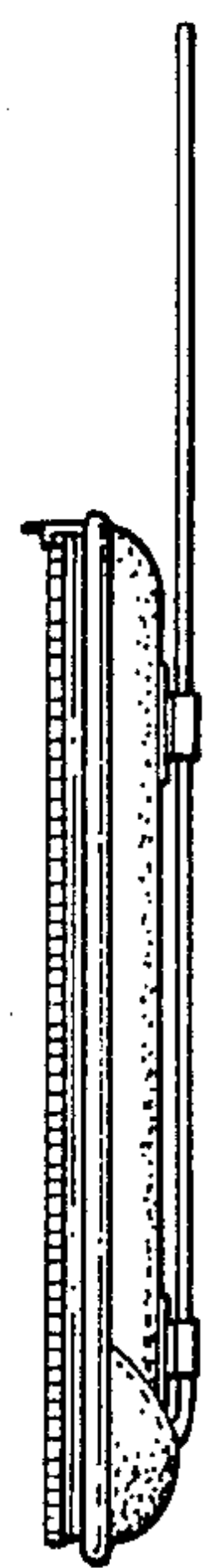


FIG. 5

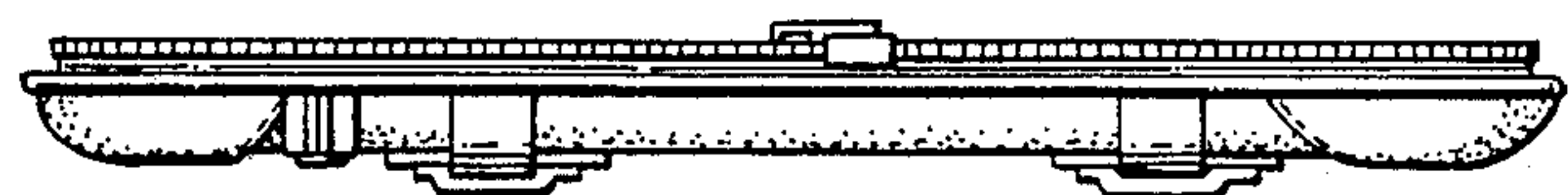


FIG. 6