

[54] **SHOE SOLE**  
[75] **Inventor: Yoshiaki Hase, Akashi, Japan**  
[73] **Assignee: Asics Corporation, Hyogo, Japan**  
[\*\*] **Term: 14 Years**  
[21] **Appl. No.: 107,069**  
[22] **Filed: Oct. 13, 1987**

[30] **Foreign Application Priority Data**  
Apr. 18, 1987 [JP] Japan ..... 62-15261  
[52] **U.S. Cl. .... D2/320**  
[58] **Field of Search ..... D2/264, 265, 274, 317-321;**  
36/25 R, 28, 29, 32 R, 43, 59 R, 59 C, 102-106,  
112-121

[56] **References Cited**  
**U.S. PATENT DOCUMENTS**  
D. 288,027 2/1987 Tonkel ..... D2/320

4,439,936 4/1984 Clarke et al. .... 36/32 R

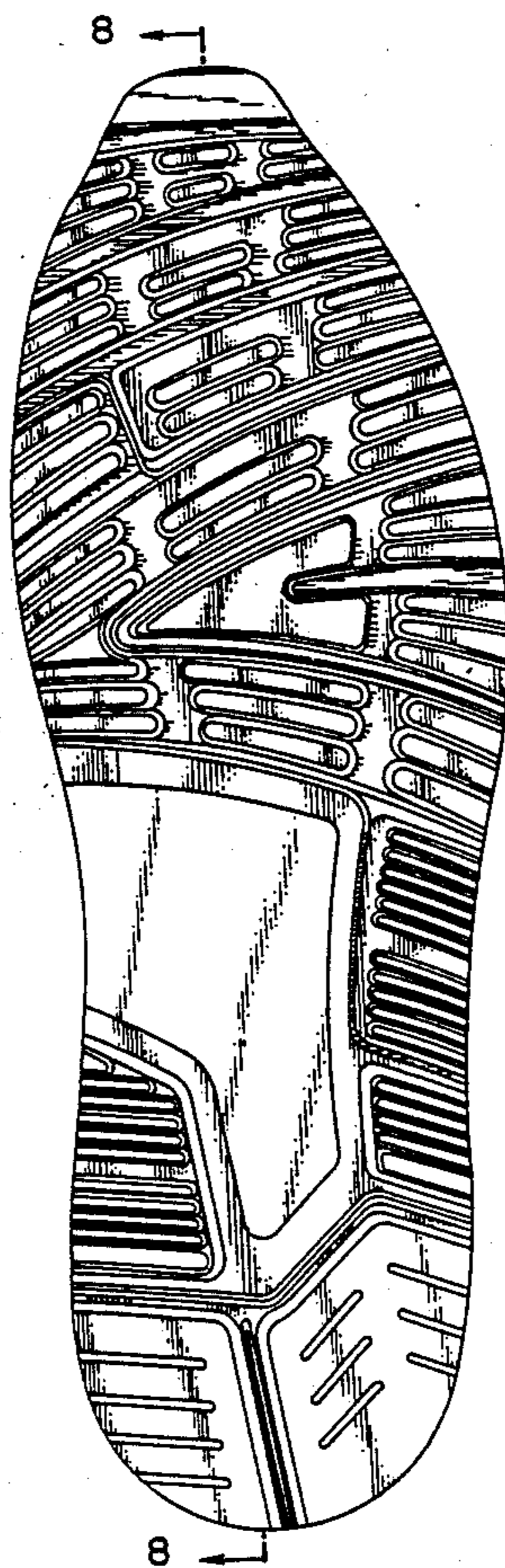
*Primary Examiner—Louis S. Zarfes*  
*Attorney, Agent, or Firm—Nixon & Vanderhye*

[57] **CLAIM**

The ornamental design for a shoe sole, as shown and described.

**DESCRIPTION**

FIG. 1 is a side elevational view of a shoe sole showing my new design in a position of use;  
FIG. 2 is a top plan view of the shoe sole;  
FIG. 3 is a left side elevational view of the shoe sole;  
FIG. 4 is a front elevational view of the shoe sole;  
FIG. 5 is a right side elevational view of the shoe sole;  
FIG. 6 is a bottom plan view of the shoe sole;  
FIG. 7 is a rear elevational view of the shoe sole; and  
FIG. 8 is a section taken on line 8—8 in FIG. 4.  
The broken line showing of a shoe upper in FIG. 1 is for illustrative purposes only and forms no part of the claimed design.



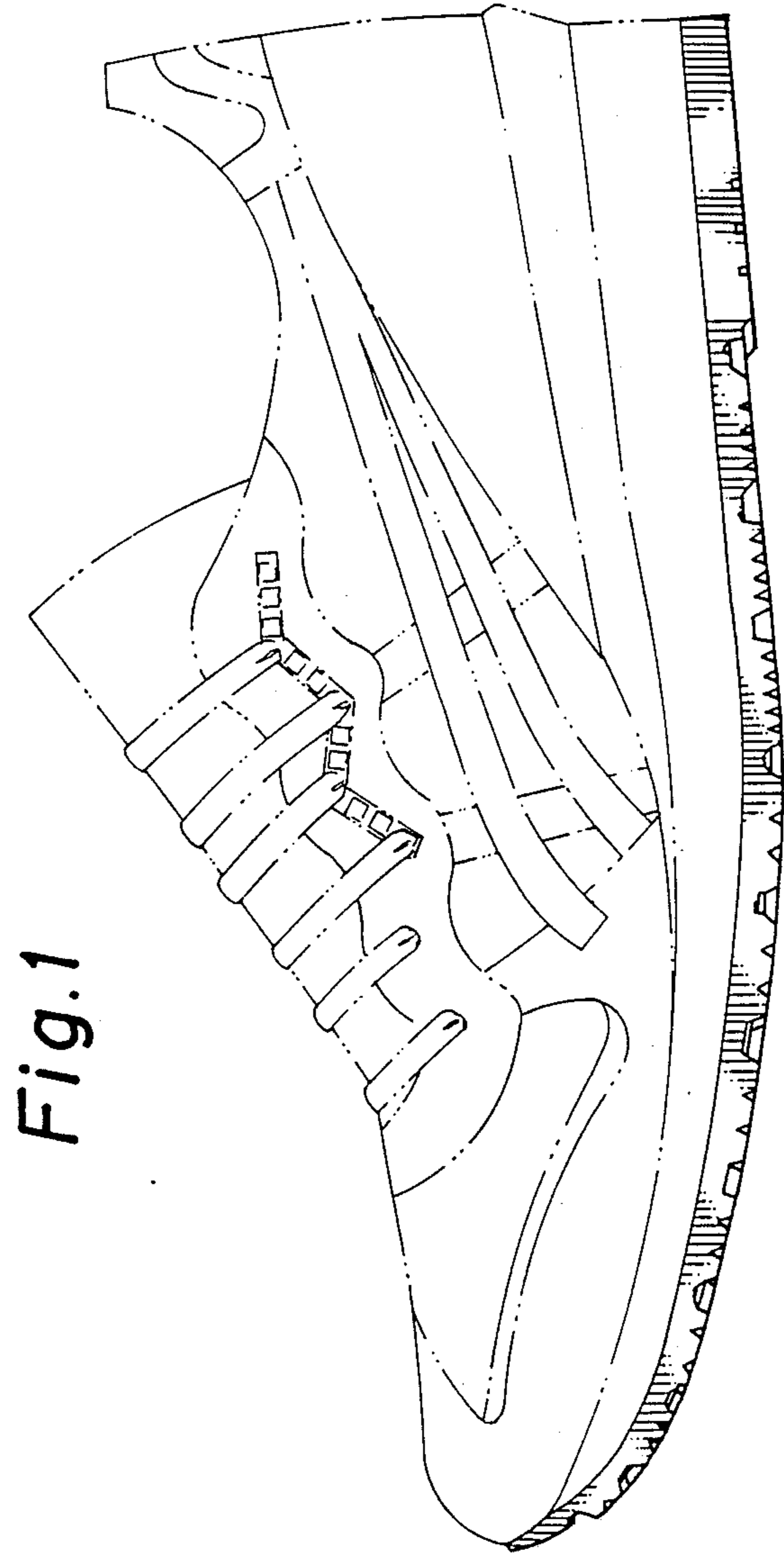


Fig. 1

Fig. 2



Fig. 3



Fig. 4

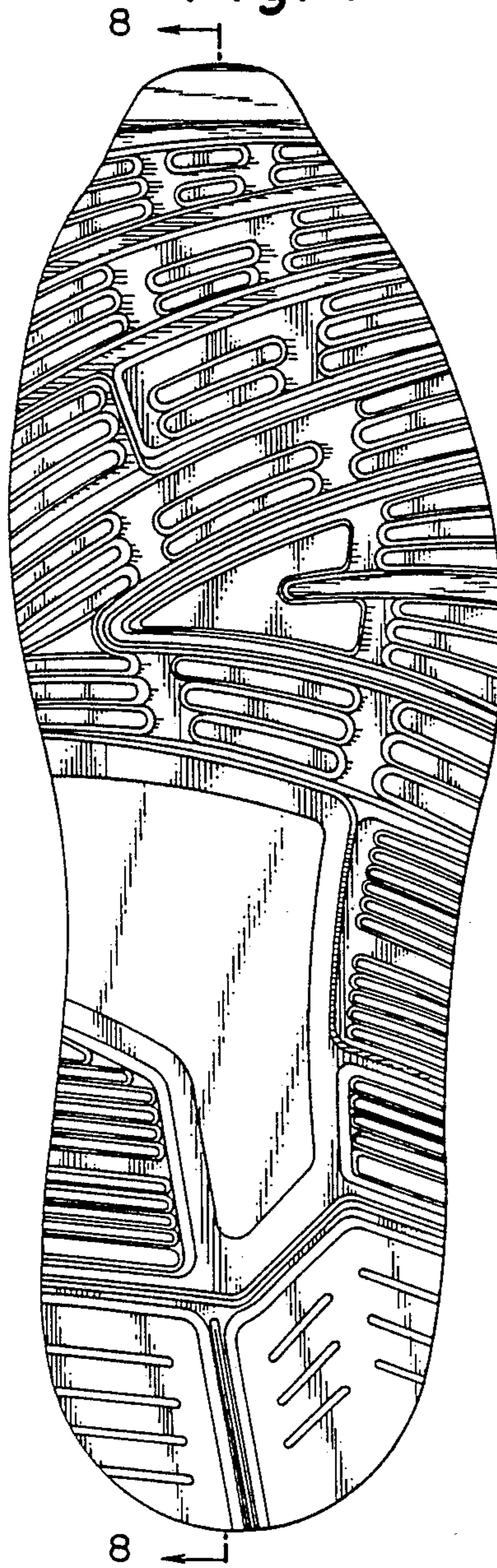


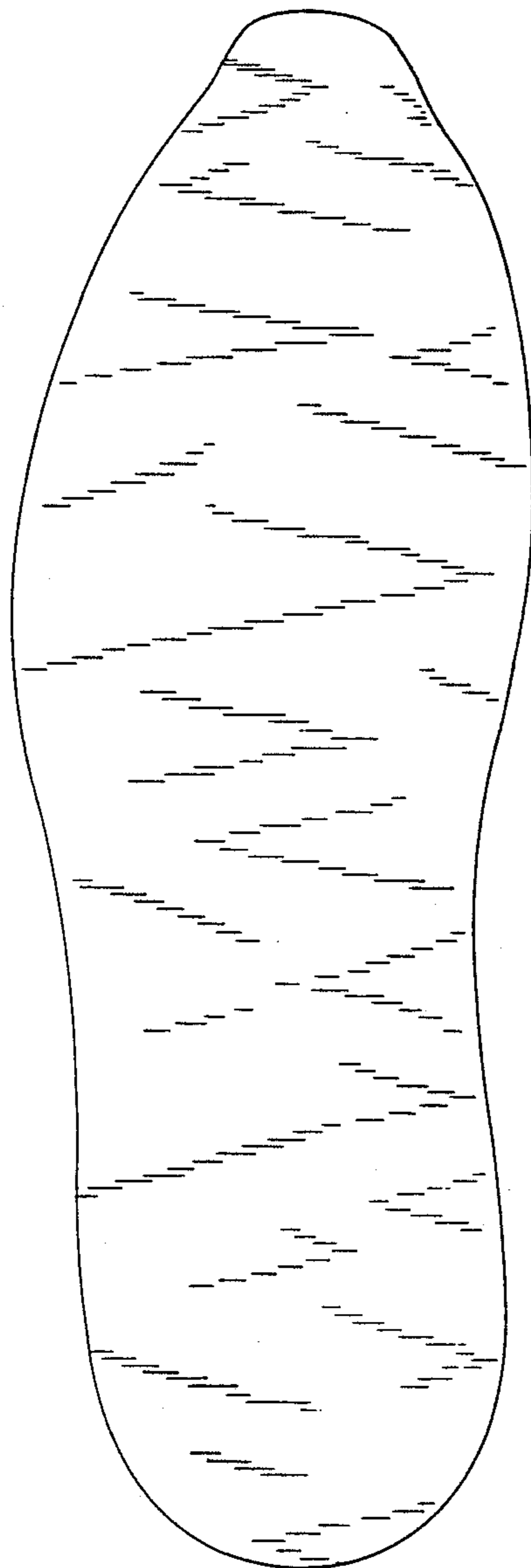
Fig. 5



Fig. 6



*Fig.7*



*Fig.8*

