

# United States Patent [19]

Mellott

[11] Patent Number: **Des. 305,944**

[45] Date of Patent: **\*\* Feb. 6, 1990**

[54] **CURLING IRON HOLDER**

[76] Inventor: **Lela Mellott, 4560 Mellinger Rd.,  
Canfield, Ohio 44406**

[\*\*] Term: **14 Years**

[21] Appl. No.: **14,038**

[22] Filed: **Feb. 12, 1987**

[52] U.S. Cl. .... **D28/38; D11/146**

[58] Field of Search ..... **D28/9-19,  
D28/35, 73, 77, 99, 38, 74; D19/84-86, 65;  
D11/146, 147, 182; 132/232; 219/222, 242;  
47/41.01, 41.15**

[56] **References Cited**

**U.S. PATENT DOCUMENTS**

D. 106,753 11/1937 Aimes ..... D19/84  
D. 141,633 6/1945 Eubank ..... D19/85 X

D. 156,471 12/1949 Winchester ..... D11/146  
D. 243,559 3/1977 Hoyle et al. .... D28/38  
1,518,207 12/1924 McCauley ..... 47/41.01  
4,354,093 10/1982 Zago ..... 219/242 X

**FOREIGN PATENT DOCUMENTS**

16867 12/1955 Fed. Rep. of Germany ..... D28/17

*Primary Examiner*—Louis S. Zarfes

*Attorney, Agent, or Firm*—Harpman & Harpman

[57] **CLAIM**

The ornamental design for a curling iron holder, as shown and described.


**DESCRIPTION**

FIG. 1 is a perspective view of the curling iron holder showing my new design;

FIG. 2 is a right side elevation thereof;

FIG. 3 is a front elevation thereof; and

FIG. 4 is a rear elevation thereof.






FIG. 1

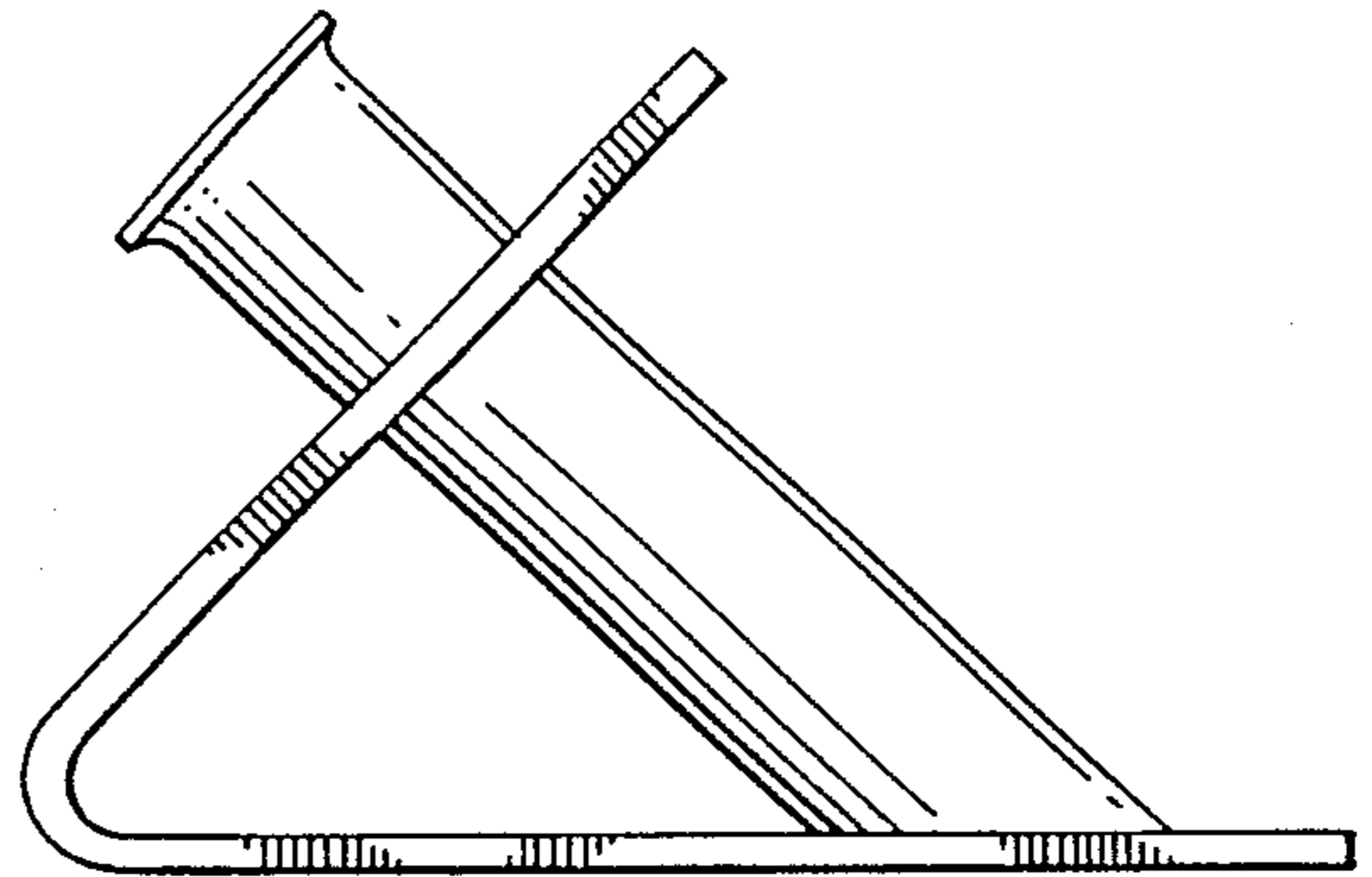


FIG. 2

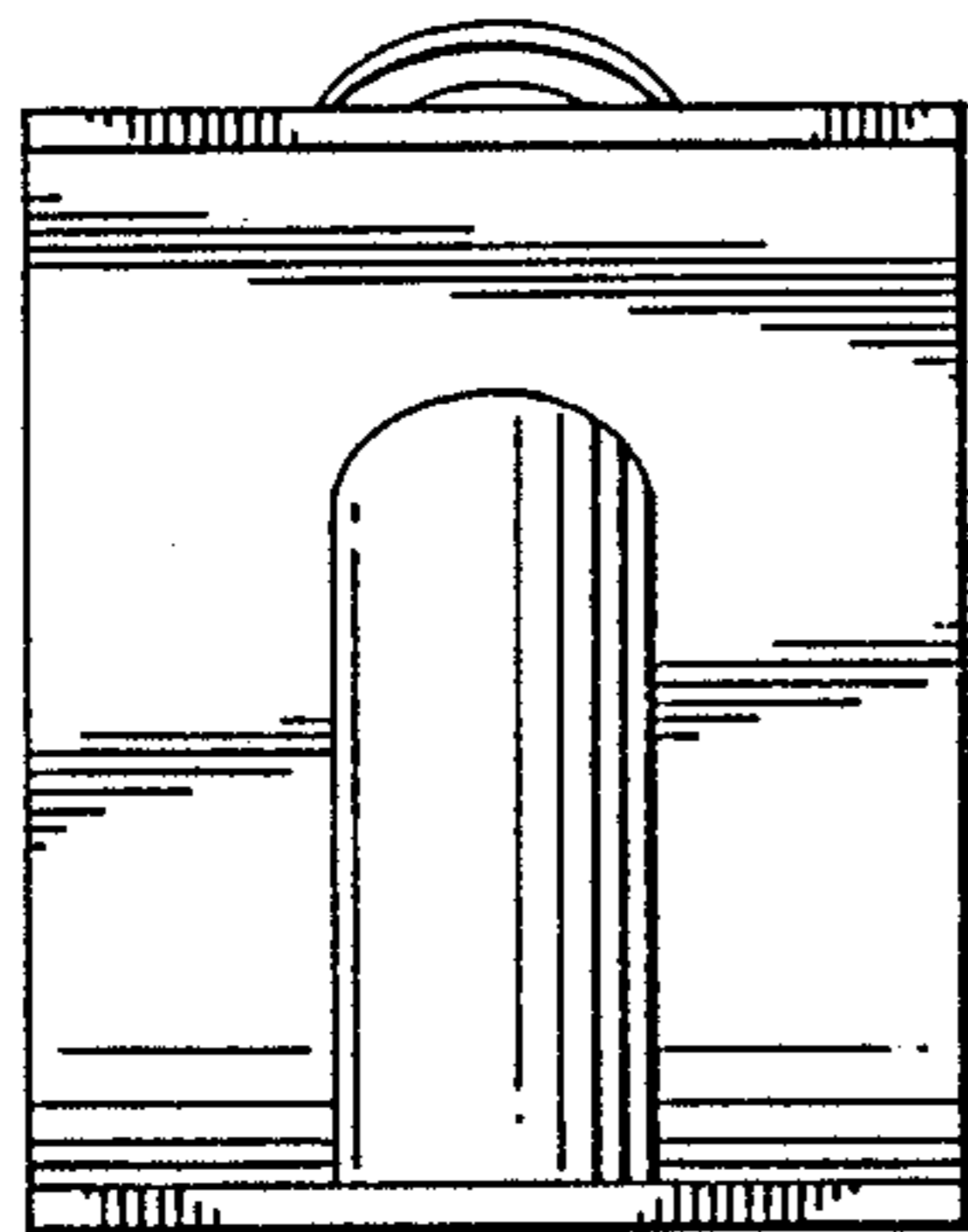


FIG. 4

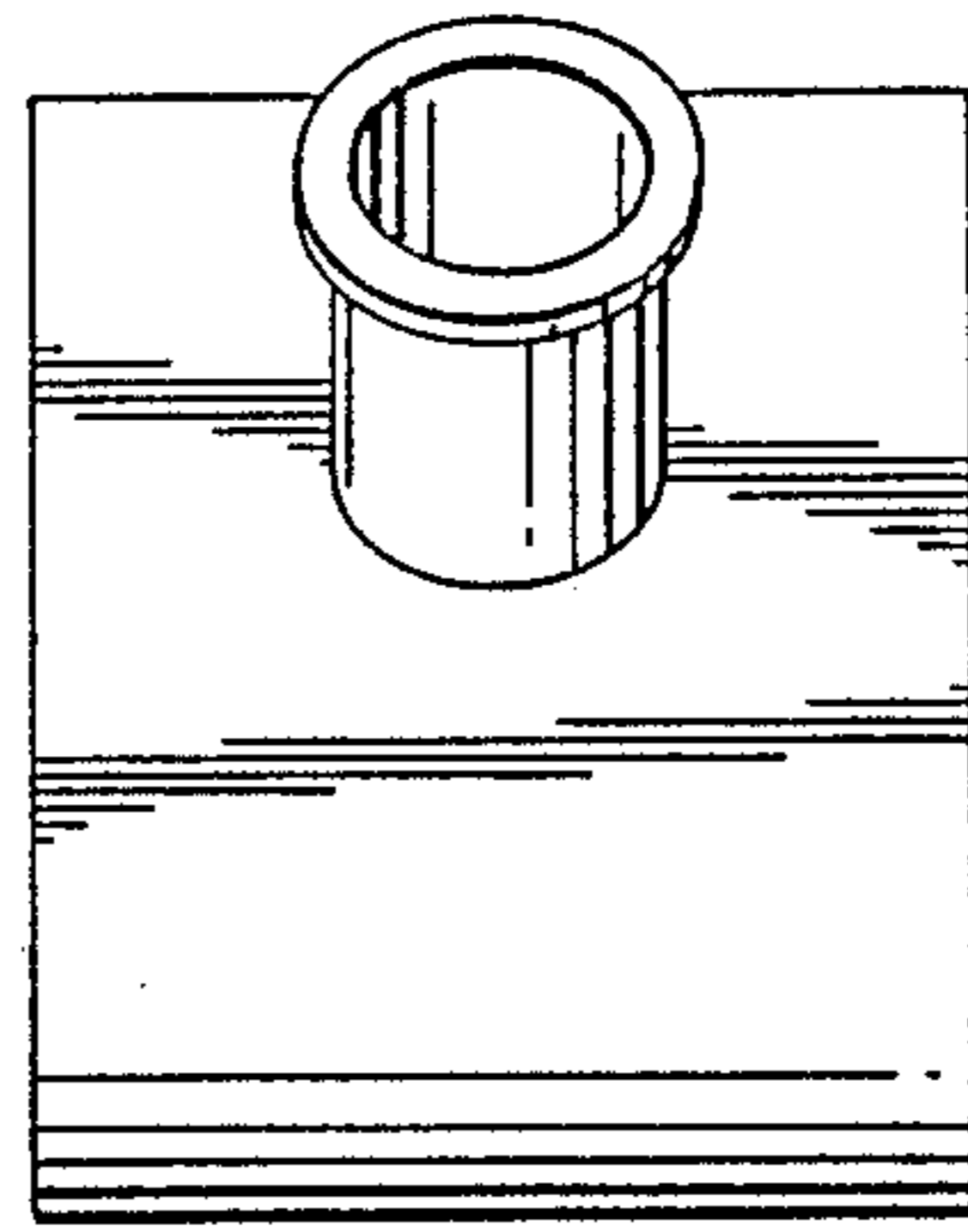


FIG. 3