

# United States Patent [19]

Straihammer et al.

[11] Patent Number: **Des. 305,935**

[45] Date of Patent: **\*\* Feb. 6, 1990**

[54] **DENTAL HANDPIECE**

[75] Inventors: **Reinhard Straihammer**, Heppenheim;  
**Werner Schuss**, Munich, both of Fed.  
Rep. of Germany

[73] Assignee: **Siemens Aktiengesellschaft**, Berlin  
and Munich, Fed. Rep. of Germany

[\*\*] Term: **14 Years**

[21] Appl. No.: **106,432**

[22] Filed: **Oct. 6, 1987**

[30] **Foreign Application Priority Data**

Apr. 6, 1987 [DE] Fed. Rep. of Germany .... MR10/17  
183

[52] U.S. Cl. .... **D24/12**

[58] Field of Search ..... D24/10, 12, 15-16;  
433/102, 114, 116, 118, 125, 131, 133, 82

[56] **References Cited**

**U.S. PATENT DOCUMENTS**

D. 255,929 7/1980 Austin, Jr. .... D24/10  
D. 264,876 6/1982 Seid ..... D24/12  
D. 276,936 12/1984 Fattaleh ..... D24/10 X

3,014,278 12/1961 Aymar et al. .... D24/12 X  
4,080,737 3/1978 Fleer ..... D24/10 X  
4,619,614 10/1986 Baba et al. .... 433/131 X  
4,661,060 4/1987 Strohmaier ..... 433/82

**FOREIGN PATENT DOCUMENTS**

797533 7/1958 United Kingdom ..... 433/82

**OTHER PUBLICATIONS**

"Dental Instruments", 1981, p. 41—Handpiece.

*Primary Examiner*—Wallace R. Burke

*Assistant Examiner*—Brian N. Vinson

*Attorney, Agent, or Firm*—Hill, Van Santen, Steadman &  
Simpson

[57] **CLAIM**

The ornamental design for a dental handpiece.

**DESCRIPTION**

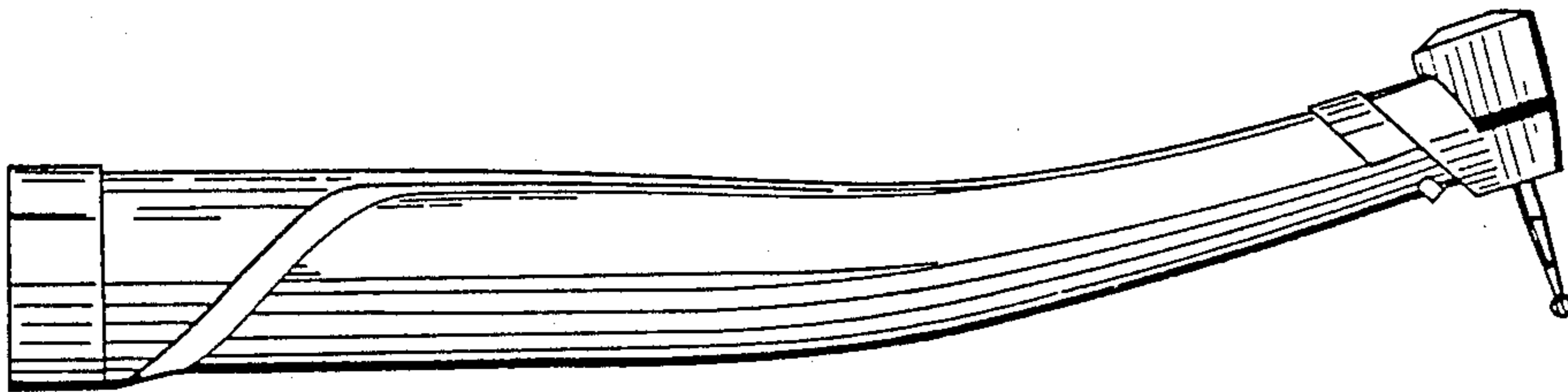
FIG. 1 is a bottom plan view of a dental handpiece showing our new design;

FIG. 2 is a left side elevational view thereof;

FIG. 3 is a right side elevational view thereof;

FIG. 4 is a top plan view thereof; and

FIG. 5 is a front end elevational view thereof, the rear being plain and unornamented.






FIG. 1




FIG. 2

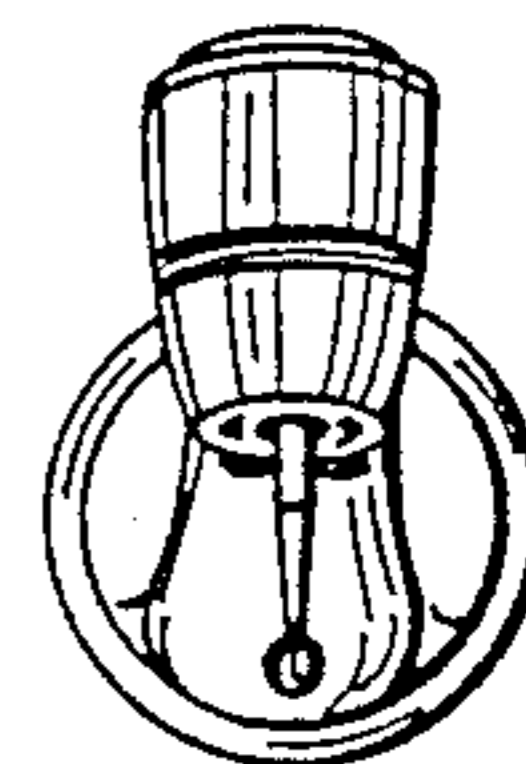


FIG. 5



FIG. 3




FIG. 4