

[54] **NUT LOCK PLATE**

[75] **Inventors: Ray D. Linderman, Streetsboro; Peter C. Williams, Cleveland Heights, both of Ohio**

[73] **Assignee: Whitey Co., Highland Hts., Ohio**

[**] **Term: 14 Years**

[21] **Appl. No.: 847,007**

[22] **Filed: Mar. 27, 1986**

[52] **U.S. Cl. D23/249; D8/399; 411/120; 411/999**

[58] **Field of Search D8/399; D23/259-269; 411/119, 120, 125, 126, 127, 984, 985, 999; 251/88**

[56] **References Cited**

U.S. PATENT DOCUMENTS

- D. 136,473 10/1943 Hutson D8/399
- D. 208,016 6/1967 Bullard D23/249
- D. 283,246 4/1986 Jack D23/249
- 315,895 4/1885 Brady .
- 589,966 9/1897 Harris 411/120
- 757,526 4/1904 Varley .
- 785,919 3/1905 Robertson .
- 922,642 5/1909 Twyman .
- 999,606 8/1911 Stillwell .
- 1,070,946 8/1913 Davis .
- 1,088,515 2/1914 Bazin .
- 1,344,684 6/1920 Eisenhart 411/130
- 1,599,775 9/1926 Lamb et al. .
- 1,741,077 12/1929 Rusack .

- 2,002,403 5/1935 Kosma .
- 2,025,004 12/1935 Shearer .
- 2,612,911 10/1952 Usry .
- 2,899,700 8/1959 Egan 411/119 X
- 3,254,399 5/1966 Zahuranec .
- 3,389,735 6/1968 Katz 411/120
- 3,493,026 2/1970 Donofrio et al. 411/120
- 3,761,053 9/1973 Bedo et al. .
- 4,114,851 9/1978 Shivak et al. .
- 4,284,114 8/1981 Korenobu 411/119
- 4,577,891 3/1986 Feilding 411/93
- 4,735,533 4/1988 Gallagher et al. 411/119

FOREIGN PATENT DOCUMENTS

- 753086 2/1967 Canada .
- 694307 7/1940 Fed. Rep. of Germany .
- 1081784 8/1967 United Kingdom .

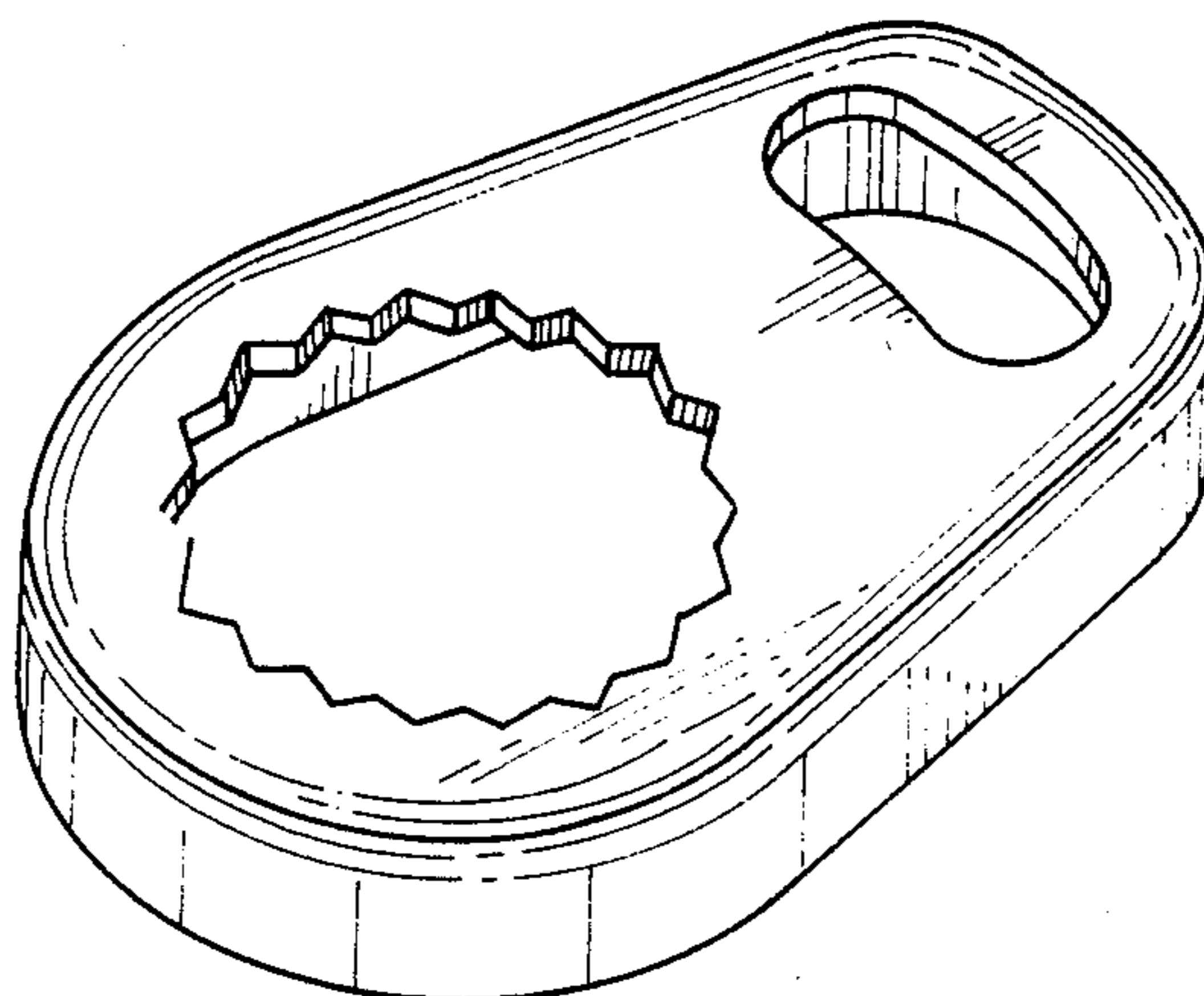
Primary Examiner—James R. Largen
Attorney, Agent, or Firm—Fay, Sharpe, Beall, Fagan, Minnich & McKee

[57] **CLAIM**

The ornamental design for a nut lock plate, as shown and described.

DESCRIPTION

FIG. 1 is a perspective view taken from the top, front and left side of a nut lock plate showing our new design; FIG. 2 is a top plan view thereof; FIG. 3 is a left side elevational view thereof, the right side being a mirror image of the left side shown; FIG. 4 is a rear elevational view thereof; FIG. 5 is a front elevational view thereof; and FIG. 6 is a bottom plan view thereof.



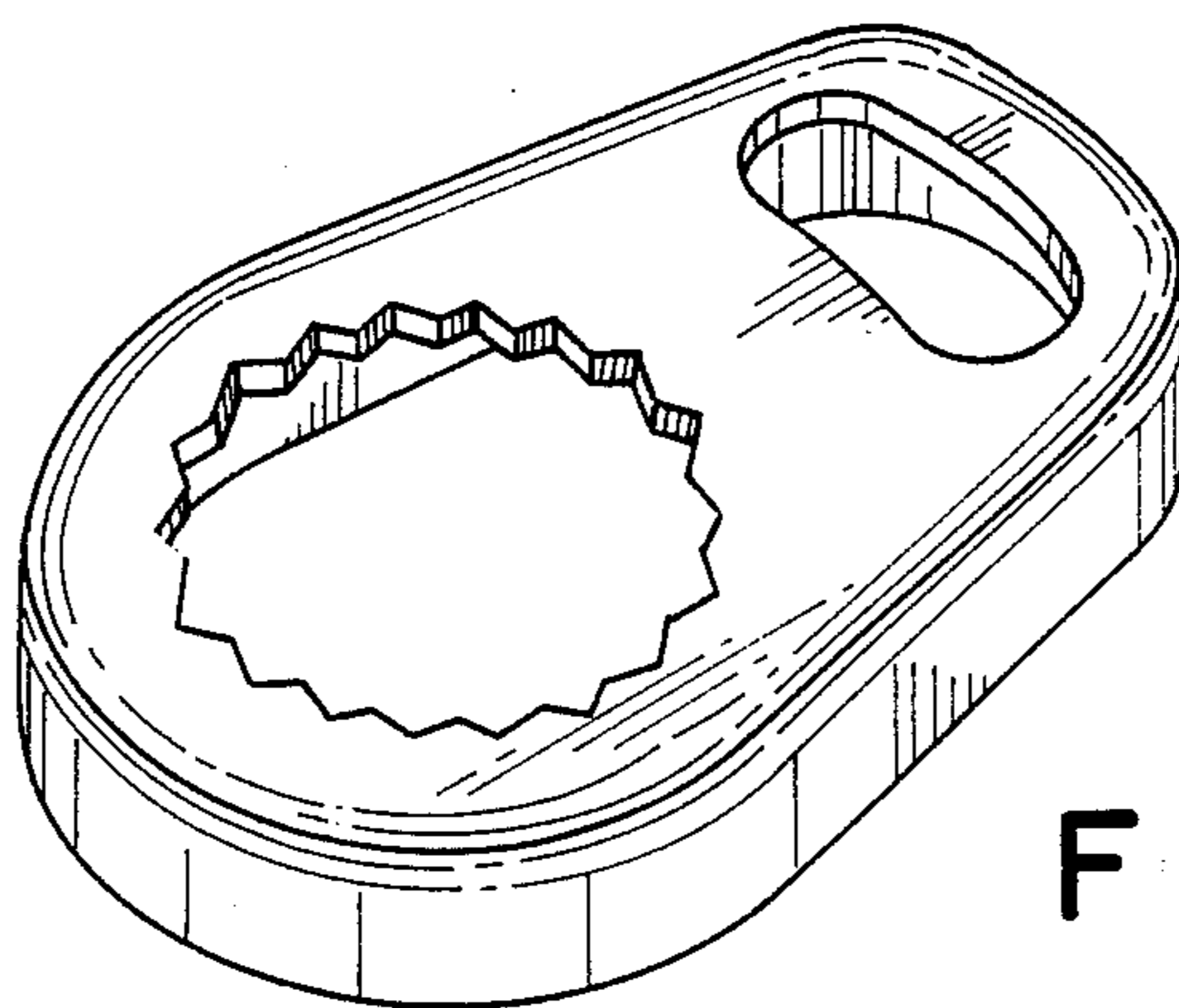


FIG. 1

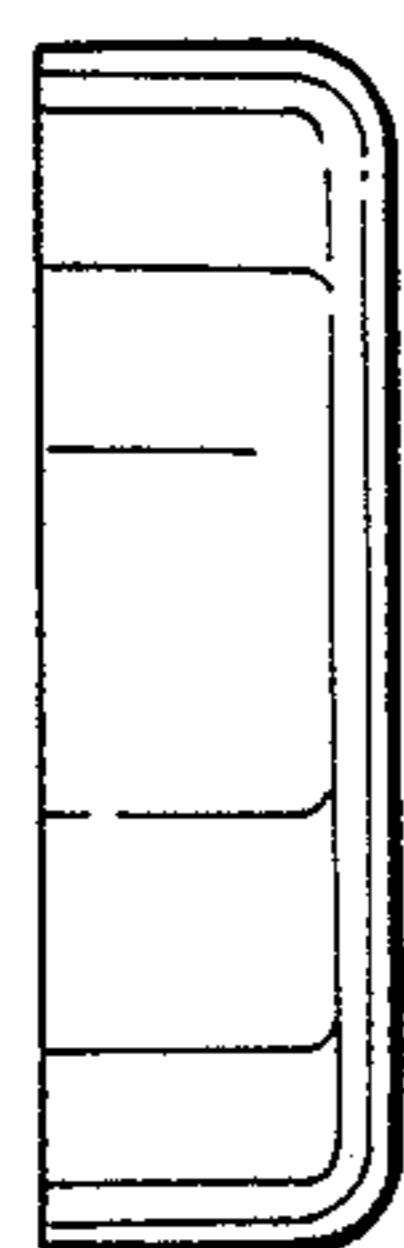


FIG. 4

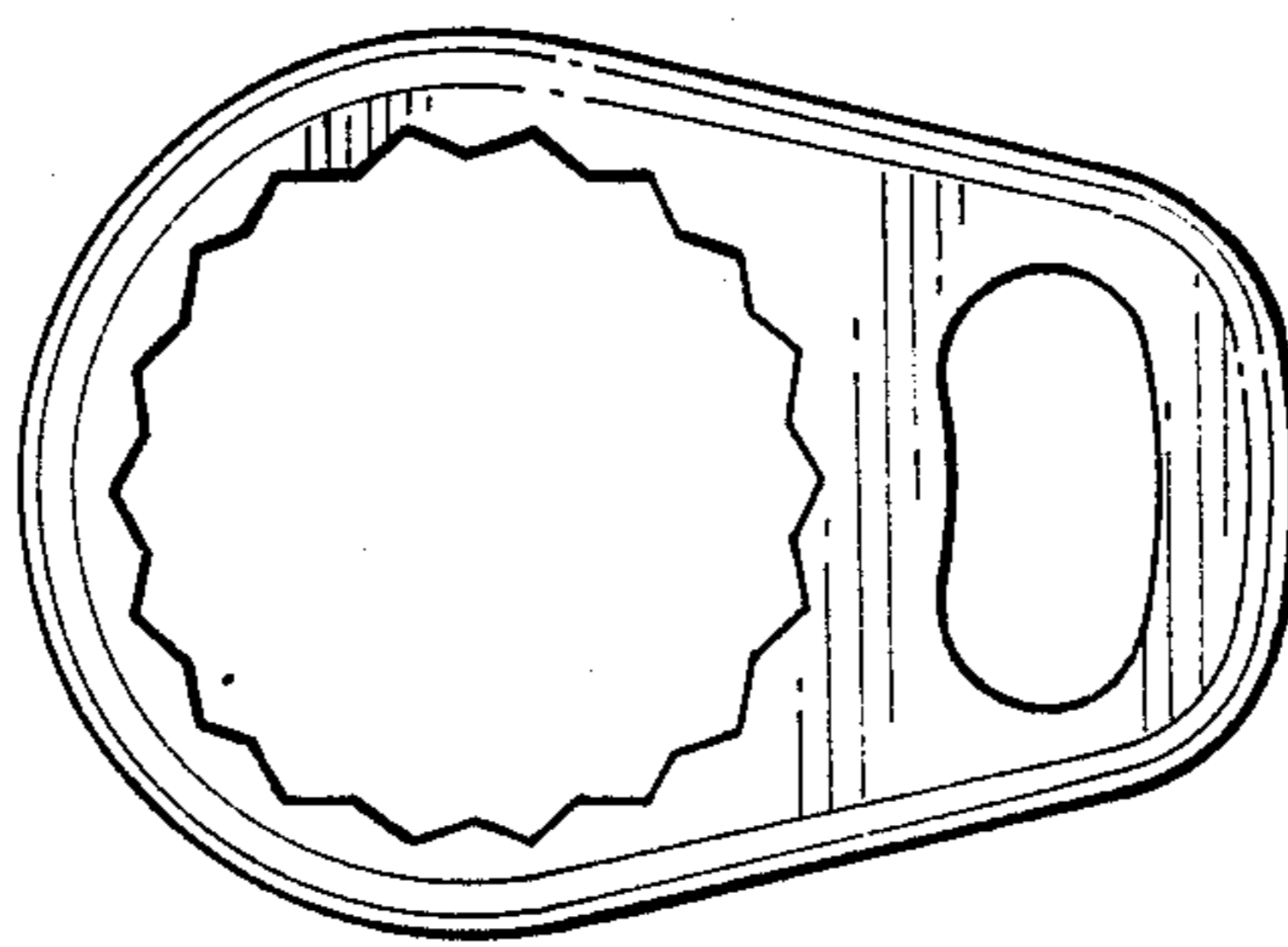


FIG. 2




FIG. 5




FIG. 3

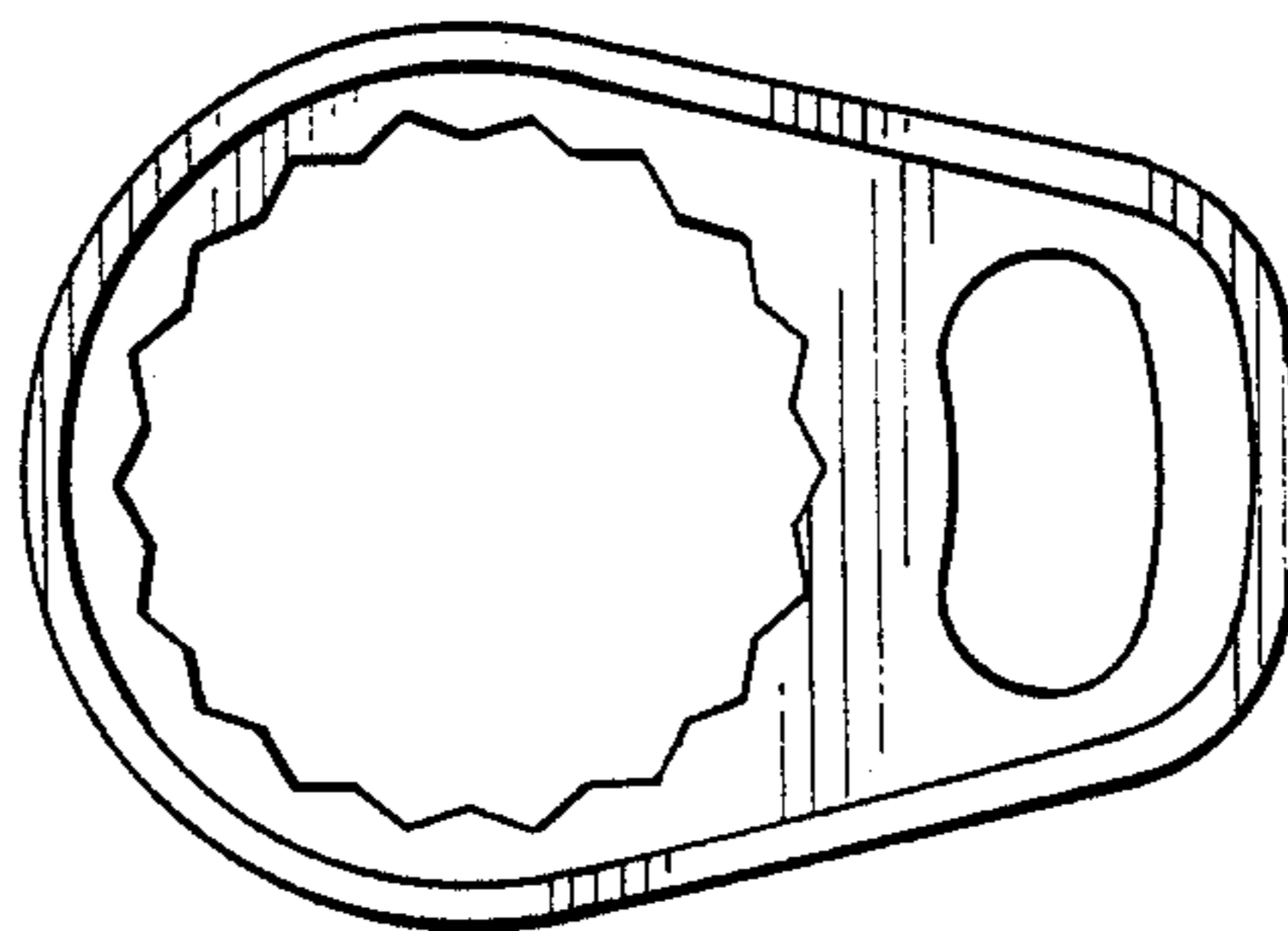


FIG. 6